

# SAN DIEGO PROMISE: Fall 2018 Status Report



August 23, 2018

# 2016-2017 Cohort OVERVIEW




186

participants

- 26 CE students
- 160 High school



representing 23 feeder high schools



63% 37%

compared to 49% female, 51% male  
of all 2016 first-time, full-time students

90% are students  
of color

*Hispanic students  
are the largest  
ethnic group (61%)*

80% of participants  
received financial aid

# 2016-2017 Cohort PERSISTENCE OUTCOMES

## Fall 2016 Promise Students

## All Fall 2016 First-Time Full-Time Students

Fall 2016

181 enrolled (100%)

2,108 enrolled (100%)

Spring 2017

169 enrolled (93%)

1,908 enrolled (91%)

Fall 2017

141 enrolled (78%)

1,545 enrolled (73%)

Spring 2018

124 enrolled (69%)

1,318 enrolled (63%)

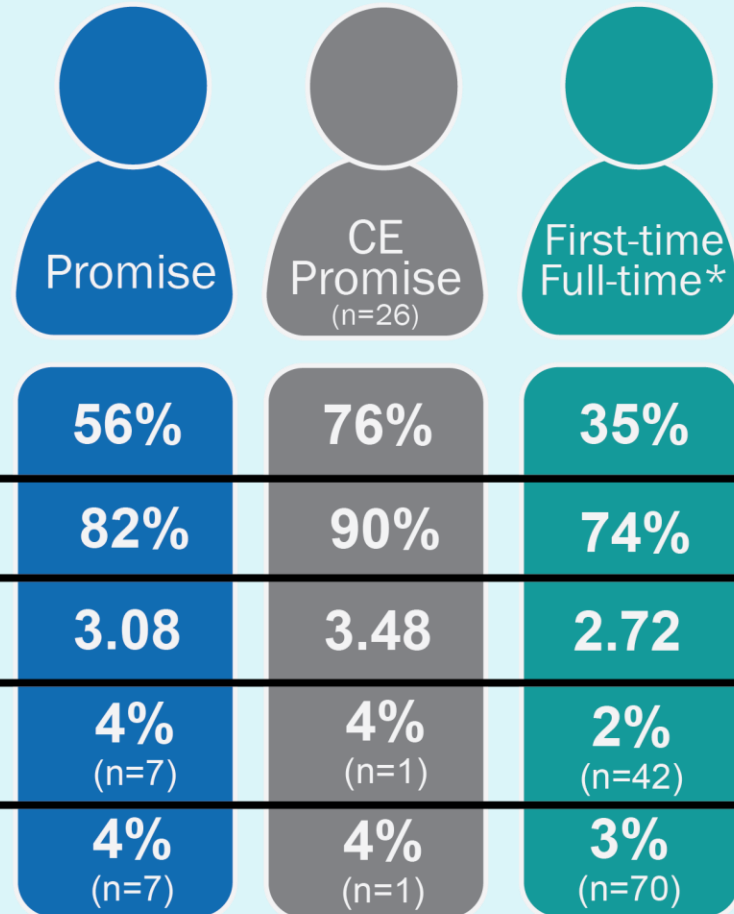
Fall 2018

93 enrolled (56%)

890 enrolled (45%)



# 2016-2017 Cohort 2017-2018 OUTCOMES



\* 2016 FT/FT students who persisted to the second year

\*\* Based on 181 Promise participants who persisted to the second year

Note: Transfer outcomes not available until October.

# 2016-2017 Cohort 2017-2018 OUTCOMES

Students of Color showed an **81%** success rate with a **3.02** annual GPA (compared to **72%** success rate and **2.64** GPA)



	San Diego Promise	All first-time/full-time*
African-American Annual GPA	3.16	2.34
Latino Annual GPA	2.96	2.50

\*2016 FT/FT students who persisted to the second year

# 2017-2018 Cohort OVERVIEW




**543**  
participants

- 63 CE students
- 475 High school
- 5 Monarch



representing 40  
feeder high schools



**57%** **43%**

compared to **49%** female, **51%** male  
of all 2017 first-time, full-time students

**89%** are students  
of color

compared to  
73% of first-time,  
full-time students

**81%** of participants  
received financial aid

# 2017-2018 Cohort PERSISTENCE OUTCOMES

## Fall 2017 Promise Students

## All Fall 2017 First-Time Full-Time Students

Fall 2017

535 enrolled (100%)

2,020 enrolled (100%)



Spring 2018

475 enrolled (89%)

1,793 enrolled (89%)

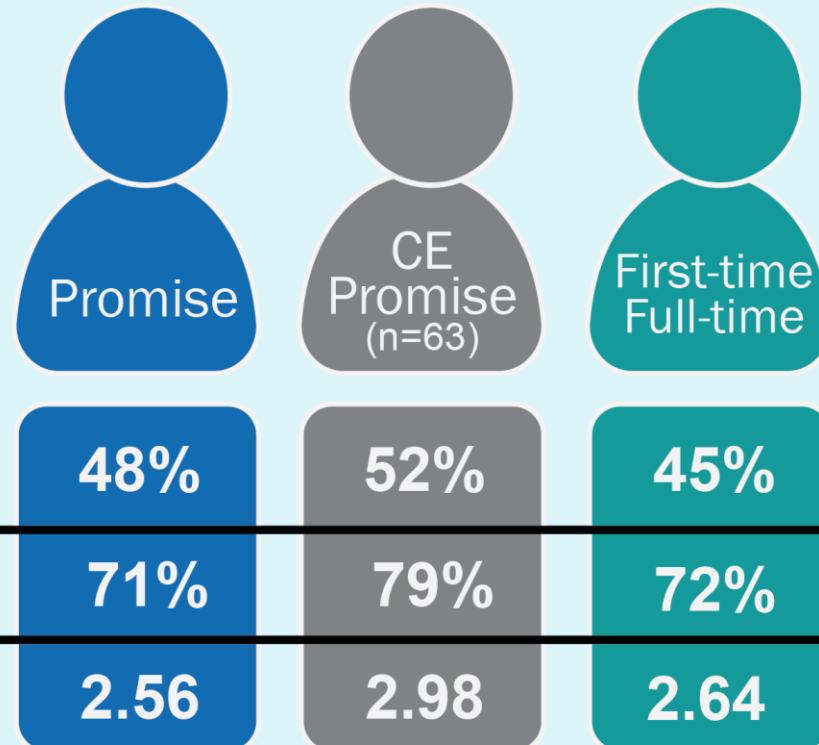


Fall 2018

372 enrolled (70%)

1,303 enrolled (65%)

# 2017-2018 Cohort FIRST YEAR OUTCOMES



Percentage of students who completed 24 or more units

Student Success Rate

Cumulative annual GPA



# 2017-2018 Cohort FIRST YEAR OUTCOMES

Students of Color showed a 70% success rate with a 2.51 GPA (compared to 70% success rate and 2.56 GPA)



	San Diego Promise	All first-time/full-time*
African-American Annual GPA	2.30	2.30
Latino Annual GPA	2.36	2.42

# San Diego Promise 2018-2019

## PARTICIPANTS

- **2,864** students have signed up on the San Diego Promise Interest List
  - **1,773** students have completed all program entrance requirements
  - **909** students are pending clearance of entrance requirements
  - **182** students are ineligible
- **Numbers by college**
  - **City: 524** have completed all program entrance requirements
  - **Mesa: 789** have completed all program entrance requirements
  - **Miramar: 492** have completed all program entrance requirements



# San Diego Promise 2018-2019

## PRELIMINARY COHORT DEMOGRAPHICS


### NUMBERS BY CAMPUS

<b>544</b>	<b>715</b>	<b>493</b>
City College	Mesa College	Miramar College

All Colleges = **1752**



**54%**



**46%**



**72%**  
are CCPG  
eligible

**83%**  
are students  
of color

# San Diego Promise 2018-2019

## Year One - Funded by AB 19

### Participants must:

- Complete a FAFSA or Dream Act Application
  - Participate in a program orientation
  - Sign a program commitment contract
  - Complete a Personal Growth class in the Fall semester
  - Enroll in 12 units each semester
  - Maintain a minimum 2.0 GPA
- 
- Participants will be provided the full range of support services including tutoring, academic planning, and peer mentoring
  - Price Charities will fund \$200 book grants for 250 students with the greatest need

# San Diego Promise 2018-2019

## Year Two - Funded through Private Donations

- All program participants who successfully complete 24 units in year one will be eligible for year two
- Participants with financial need will receive a small grant for instructional materials depending upon available resources
- Participants will continue to receive support services including tutoring, academic program planning, follow-up, and peer mentoring

# Lessons Learned

- Successfully completing **12** units each semester has proven to be a major barrier for students
  - Students need more prescriptive academic support

“

*I couldn't meet the 12 unit requirement; life happens and you are not always able to take the one class you need.*

”

- Outcomes are not as strong with the larger cohort
- Students have reported that the book grants provided by the program are essential to affording college

# Lessons Learned

- Students need on-going and consistent follow-up and support services
- As the cohort grows, communication and follow-up services become more challenging for existing program staff



“  
*I felt like it was kind of hard to get in contact personally with someone. Like, a lot of times I would try to go to the office and nobody was there, I just would like to meet with someone personally.*  
”

# Next Steps

- **Leverage college support services to strategically support San Diego Promise students**
  - Counseling
  - Follow-up
  - Tutoring
  - Special support programs (EOPS, Puente, Umoja etc.)
  - Mental health
  - DSPS
- **Collaborate with SDUSD to implement early commitment to college program**
- **Leverage CCAP program to develop strategic pathways to San Diego Promise from high school**