



SAN DIEGO
COMMUNITY COLLEGE
DISTRICT



OCTOBER 2018

The Economic Value of the San Diego Community College District

EXECUTIVE SUMMARY

 Emsi



THE San Diego Community College District (SDCCD) creates value in many ways. The colleges play a key role in helping students increase their employability and achieve their individual potential. They provide students with the skills they need to have fulfilling and prosperous careers. Further, they supply an environment for students to meet new people, increase their self-confidence, and promote their overall health and well-being.

The value of the SDCCD influences both the lives of students and the county economy. The colleges serve a range of industries in San Diego County, support local businesses, and benefit society as a whole in California from an expanded economy and improved quality of life. The benefits created by the SDCCD even extend to the state and local government through increased tax revenues and public sector savings.

This study investigates the economic impacts created by the SDCCD on the business community and the benefits that the colleges generate in return for the investments made by their key stakeholder groups—students, taxpayers, and society. The colleges serve San Diego County. The following two analyses are presented:



Economic impact analysis



Investment analysis

All results reflect student and financial data for fiscal year (FY) 2017-18. Impacts on the county business community are reported under the economic impact analysis. Results are measured in terms of added income. The returns on investment to students, taxpayers, and society are reported under the investment analysis. Both analyses are described more fully in the following sections.

*The value of the SDCCD influences both the lives of **students** and the **county economy**.*



Economic impact analysis

The SDCCD promotes economic growth in San Diego County in a variety of ways. The colleges are an employer and buyer of goods and services, and the living expenses of students benefit local businesses. In addition, the SDCCD is a primary source of education to San Diego County residents and a supplier of trained workers to county industries.

OPERATIONS SPENDING IMPACT



The SDCCD is an important employer in San Diego County. In FY 2017-18, the colleges employed 4,250 full-time and part-time faculty and staff. Of these, 97% lived in San Diego County. Total payroll at the SDCCD was \$305.5 million, much of which was spent in the county for groceries, rent, dining out, clothing, and other household expenses.

The SDCCD is itself a large-scale buyer of goods and services. In FY 2017-18, the colleges spent \$289.7 million to cover their expenses for facilities, professional services, and supplies.

The SDCCD added \$549.3 million in income to the county during the analysis year as a result of its day-to-day operations. This figure represents the colleges' payroll, the multiplier effects generated by the spending of the colleges and their employees, and a downward adjustment to account for funding that the colleges received from state and local sources. The \$549.3 million in added income is equivalent to supporting 7,153 jobs.

CONSTRUCTION SPENDING IMPACT



The SDCCD commissioned contractors to build or renovate a number of facilities during the analysis year. The quick infusion of income and jobs that occurred in the county economy as a result of this construction spending is only considered short-term due to the one-time nature of construction projects. Nonetheless, the construction spending had a substantial impact on the county economy in FY 2017-18, equal to \$53 million in added income for San Diego County, which is equivalent to supporting 532 jobs.

STUDENT SPENDING IMPACT



Around 35% of students attending the SDCCD originated from outside the county in FY 2017-18. Although no students from outside the county relocated in order to attend the SDCCD, a number of in-county students would have left the area for other educational opportuni-

IMPACTS CREATED BY THE SDCCD IN FY 2017-18



\$549.3 million
Operations Spending impact



\$53 million
Construction Spending Impact



\$128.6 million
Student Spending Impact



\$3.7 billion
Alumni Impact



\$4.4 billion
TOTAL ECONOMIC IMPACT

*The SDCCD's
impact of \$4.4 billion
supported **45,884 jobs.***

ties if not for the existence of the SDCCD. While attending the colleges, these retained students spent \$113.7 million to purchase groceries, rent accommodation, pay for transportation, and so on. A significant portion of these expenditures occurred in the county, generating \$128.6 million in added income in the county economy during the analysis year, which is equivalent to supporting 2,166 jobs.

ALUMNI IMPACT



The education and training the SDCCD provides for county residents results in the greatest impact. Since the colleges were established, students have studied at the SDCCD and entered the county workforce with new skills. Today, thousands of former students are employed in San Diego County.

During the analysis year, past and present students of the SDCCD generated \$3.7 billion in added income for the county. This figure represents the higher earnings that students earned during the year, the increased output of the businesses that employed the students, and the multiplier effects that occurred as students and their employers spent money at other businesses. This \$3.7 billion in added income is equivalent to supporting 36,033 jobs.

TOTAL IMPACT

The overall impact of the SDCCD on the local business community during the analysis year amounted to \$4.4 billion in added income, equal to the sum of the operations spending impact, the construction spending impact, the student spending impact, and the alumni impact. The \$4.4 billion in added income was equal to approximately 1.9% of the GRP of San Diego County. By comparison, this contribution that the colleges provide on their own is larger than half of the entire Wholesale Trade industry in the county.

The total impact is also expressed in terms of the jobs supported by the added income; they are calculated by jobs-to-sales ratios specific to each industry. Overall, the \$4.4 billion impact supports 45,884 jobs. For perspective, this means that one out of every 46 jobs in San Diego County is supported by the activities of the SDCCD and its students.

The total \$4.4 billion is broken out into an industry-by-industry impact ordered by jobs supported. Among the 20 major industry sectors impacted by the SDCCD, the top industries are Government, Non-Education; Health Care & Social Assistance; and Other Services (except Public Administration). These are impacts that would not have been generated without the colleges' presence.

TOP FIVE INDUSTRIES IMPACTED BY THE SDCCD BY JOBS



1 out of every 46 jobs in San Diego County is supported by the activities of the SDCCD and its students.



Investment analysis

Investment analysis is the process of evaluating total costs and measuring these against total benefits to determine whether or not a proposed venture will be profitable. If benefits outweigh costs, then the investment is worthwhile. If costs outweigh benefits, then the investment will lose money and is considered unprofitable. This study considers the SDCCD as an investment from the perspectives of students, taxpayers, and society. The backdrop for the analysis is the entire California economy.

STUDENT PERSPECTIVE

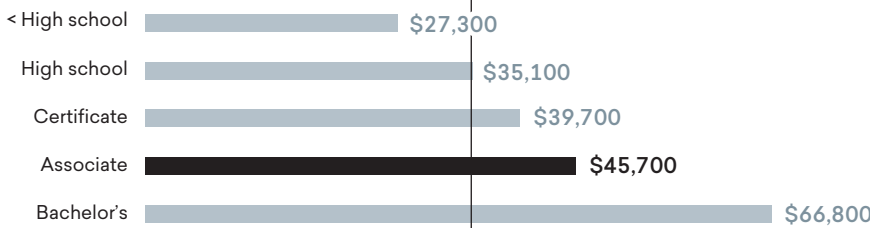


In FY 2017-18, the SDCCD served 68,498 credit students and 38,862 non-credit students. In order to attend college, students paid for tuition, fees, books, and supplies. They also gave up money that they would have otherwise earned had they been working instead of attending college. The total investment made by the SDCCD's students for FY 2017-18 amounted to a present value of \$600.6 million, equal to \$81.4 million in out-of-pocket expenses plus \$519.2 million in forgone time and money.

In return for their investment, the SDCCD's students will receive a stream of higher future earnings that will continue to grow throughout their working lives. Median earnings levels increase as people achieve higher levels of education. For example, the average associate degree completer from the SDCCD will see an increase in earnings of \$10,600 each year compared to someone with a high school diploma or equivalent working in California. Over a working lifetime, this increase in earnings amounts to an undiscounted value of approximately \$392,200 in higher earnings.



The average associate degree graduate from the SDCCD will see an increase in earnings of **\$10,600** each year compared to someone with a high school diploma working in California.



Source: Emsi complete employment data.

The present value of the higher future earnings that the SDCCD's students will receive over their working careers is \$1.9 billion. Dividing this value by the \$600.6 million in present value student costs yields a benefit-cost ratio of 3.2. In other words, for every dollar students invest in the SDCCD in the form of out-of-pocket expenses and forgone time and money, they receive a cumulative of \$3.20 in higher future earnings. The average annual rate of return for students is 12.1%. This is an impressive return, especially when compared to the 30-year average 10.1% return to the U.S. stock market.

TAXPAYER PERSPECTIVE



The SDCCD generates more in tax revenue than it takes. These benefits to taxpayers consist primarily of taxes that the state and local government will collect from the added revenue created in the state. As the SDCCD students earn more, they will make higher tax payments. Employers will also make higher tax payments as they increase their output and purchase more supplies and services. By the end of the FY 2017-18 students' working careers, the state and local government will have collected a present value of \$1 billion in added taxes.

Benefits to taxpayers also consist of the savings generated by the improved lifestyles of students and the proportionally reduced government expenditures. Education is statistically correlated with a variety of lifestyle changes that generate taxpayer savings across three main categories: 1) health, 2) crime, and 3) unemployment. Improved health habits lower the students' demand for national health care services. Students are also less likely to commit crimes, so the demand for law enforcement and criminal justice services is reduced (study references are available in the main report). Students are also more employable, so the demand for welfare and unemployment benefits, such as earnings assistance and welfare benefits, is reduced. For a list of study references to these statistical benefits, please contact the district for a copy of the main report. All of these benefits associated with increased education will generate a present value of \$100.6 million in savings to state and local taxpayers.

Total benefits to taxpayers equal \$1.1 billion, equal to the sum of the added taxes and public sector savings. Comparing this to the taxpayer costs of \$444.8 million—equal to the funding that the SDCCD received from the state and local government during the analysis year—yields a benefit-cost ratio of 2.6. This means that for every dollar of public money invested in the SDCCD, taxpayers receive a cumulative value of \$2.60 over the course of the students' working lives. The average annual rate of return is 6.9%, a solid investment that compares favorably with other long-term investments in both the private and public sectors.

STUDENTS SEE A HIGH RATE OF RETURN FOR THEIR INVESTMENT IN THE SDCCD



12.1%

Average Annual Return for the SDCCD Students



10.1%

Stock Market 30-year Average Annual Return*



0.8%


Interest Earned on Savings Account (National Rate Cap)**

* Forbes' S&P 500, 1987-2016.

** FDIC.gov, 7-2017.

*For every dollar of public money invested in the SDCCD, taxpayers receive a cumulative value of **\$2.60** over the course of the students' working lives.*

SOCIAL BENEFITS IN CALIFORNIA FROM THE SDCCD



Source: Data provided by the SDCCD.

SOCIAL PERSPECTIVE



Society as a whole within California benefits from the presence of the SDCCD in two major ways. The first and largest benefit that society receives is an increased state economic base. As discussed in the previous section, the higher student earnings and increased business output occurs across the state. This added income raises prosperity in California and expands the economic base for society as a whole.

Benefits to society also consist of the savings generated by the improved lifestyles of students. Similar to the taxpayer section above, education is statistically correlated with a variety of lifestyle changes that generate social savings. Note that these costs are avoided by the consumers, and are distinct from the costs avoided by taxpayers outlined above. Health savings include avoided medical costs associated with smoking, alcoholism, obesity, drug abuse, and mental disorders. Crime savings include reduced security expenditures and insurance administration, lower victim costs, and reduced criminal justice system expenditures. Unemployment savings include the reduced employer contributions towards unemployment claims. For a list of study references to these statistical benefits, please contact the district for a copy of the main report.

Added income amounts to a present value of \$15.9 billion, the sum of the increased lifetime earnings of students and associated increases in business output. Social savings amount to \$183.3 million, the sum of health, crime, and unemployment savings in California. Altogether, total benefits to society equal \$16.1 billion (in present value terms).

Society invested a present value of \$1.2 billion for FY 2017-18 the SDCCD educations. This includes all expenditures by the SDCCD, all student expenditures, and all student opportunity costs. For every dollar of this investment, society as a whole in California will receive a cumulative value of \$12.90 in benefits, equal to the \$16.1 billion in benefits divided by the \$1.2 billion in costs. These benefits will occur for as long as the SDCCD's FY 2017-18 students remain employed in the state workforce.

SUMMARY OF INVESTMENT ANALYSIS RESULTS

The results of the investment analysis demonstrate that the SDCCD is a strong investment for all three of its major stakeholder groups—students, taxpayers, and society. As shown, students receive great value for their educational investment. At the same time, the investment made by state and local taxpayers to the colleges creates a wide range of benefits to society and returns more to government budgets than it costs.



STUDENT PERSPECTIVE

\$1,916,655

Present value benefits (thousands)

\$600,616

Present value costs (thousands)

\$1,316,039

Net present value (thousands)

Rate of Return

Benefit-cost Ratio

12.1%

3.2



TAXPAYER PERSPECTIVE

\$1,144,210

Present value benefits (thousands)

\$444,824

Present value costs (thousands)

\$699,386

Net present value (thousands)

Rate of Return

Benefit-cost Ratio

6.9%

2.6



SOCIAL PERSPECTIVE

\$16,080,619

Present value benefits (thousands)

\$1,245,728

Present value costs (thousands)

\$14,834,891

Net present value (thousands)

Rate of Return

Benefit-cost Ratio

N/A*

12.9

* The rate of return is not reported for the social perspective because the beneficiaries of the investment are not necessarily the same as the original investors.


Conclusion

The results of this study demonstrate that the SDCCD creates value from multiple perspectives. The colleges benefit local businesses by increasing consumer spending in the county and supplying a steady flow of qualified, trained workers into the workforce. They enrich the lives of students by raising their lifetime earnings and helping them achieve their individual potential. They benefit state and local taxpayers through increased tax receipts across the state and a reduced demand for government-supported social services. Finally, they benefit society as a whole in California by creating a more prosperous economy and generating a variety of savings through the improved lifestyles of students.

ABOUT THE STUDY

Data and assumptions used in the study are based on several sources, including the FY 2017-18 academic and financial reports from the SDCCD, industry and employment data from the U.S. Bureau of Labor Statistics and U.S. Census Bureau, outputs of Emsi's Multi-Regional Social Accounting Matrix model, and a variety of studies and surveys relating education to social behavior. The study applies a conservative methodology and follows standard practice using only the most recognized indicators of investment effectiveness and economic impact. For a full description of the data and approach used in the study, please contact the district for a copy of the main report.

*The results of this study demonstrate that the SDCCD creates value from **multiple perspectives.***



Emsi is a leading provider of economic impact studies and labor market data to educational institutions, workforce planners, and regional developers in the U.S. and internationally. Since 2000, Emsi has completed over 1,800 economic impact studies for educational institutions in four countries. Visit www.economicmodeling.com for more information about Emsi's products and services.