

USING CONFERZOOM MOBILE

Join ConferZoom meetings using your iOS (front) and Android (over) devices.




iOS

1. Download/Install App

Download the Zoom app from the Apple App Store.

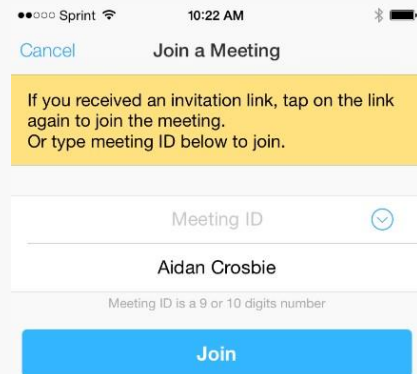
Once you have the Zoom app installed, tap the Zoom application icon on your iOS device to open Zoom.



2. Join a Meeting

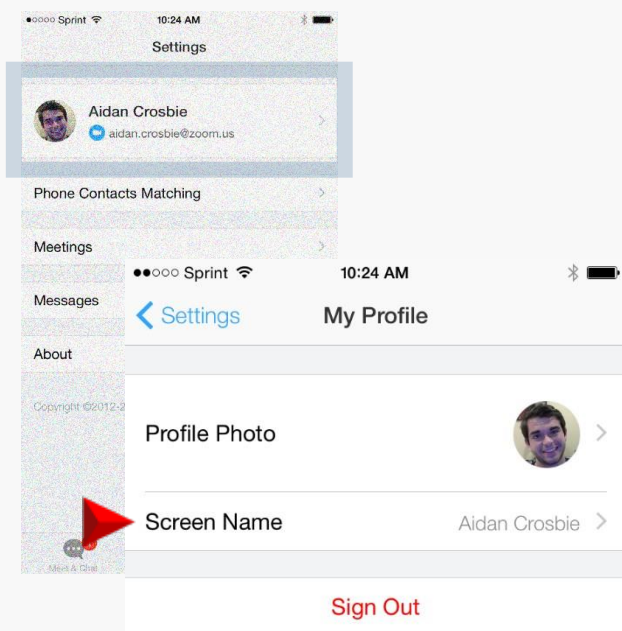
Once the Zoom app is open, you can choose to Sign In first or simply Join a Meeting.

Selecting "Join a Meeting" will prompt you to enter the Meeting ID of the ConferZoom meeting you are trying to join.



3. Customize Your Account

Select the "Settings" tab and then your name to update your display information: picture and name.



4. Adjust Your Settings

Meeting settings will give you the ability to:

- automatically connect audio to the meeting
- always mute your microphone when joining a meeting
- always turn off video when joining a video
- enable AirPlay to show the Zoom App



USING CONFERZOOM MOBILE

Join ConferZoom meetings using your Android (front) and iOS (over) devices.




Android

1. Download/Install App

Download the Zoom app for Android devices.

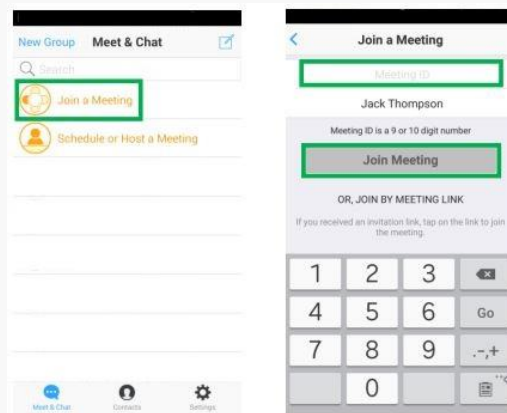
Once you have the Zoom app installed, tap the Zoom application icon on your Android device to open Zoom.



2. Join a Meeting

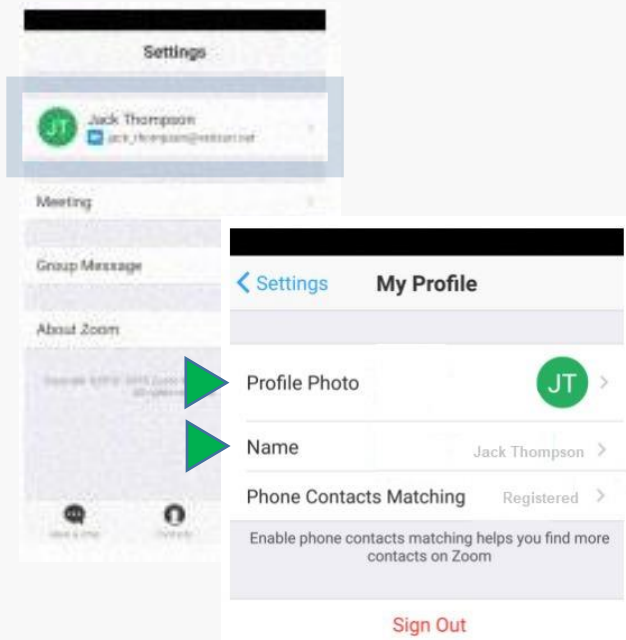
Once the Zoom app is open, you can choose to Sign In first or simply Join a Meeting.

Selecting "Join a Meeting" will prompt you to enter the Meeting ID of the ConferZoom meeting you are trying to join.



3. Customize Your Account

Select the "Settings" tab and then your name to update your display information: picture and name.



4. Adjust Your Settings

Meeting settings will give you the ability to:

- automatically connect audio to the meeting
- always mute your microphone when joining a meeting
- always turn off video when joining a video

