



SAN DIEGO COMMUNITY COLLEGE DISTRICT

CITY COLLEGE • MESA COLLEGE • MIRAMAR COLLEGE • CONTINUING EDUCATION

Career Education Biennial Review

San Diego City College Career Education Program Evidence

July 2020



SAN DIEGO COMMUNITY COLLEGE DISTRICT

CITY COLLEGE • MESA COLLEGE • MIRAMAR COLLEGE • CONTINUING EDUCATION

Program Fact Sheets

Each Program Fact Sheet provides information by TOP Code for the following areas:

- List of certificates and degrees
- Supply gap analysis (Including annual job openings, and annual awards, and education, training, and wage information)
- Annual awards conferred
- Enrollment trends
- Course retention and Success
- Employment Information (including % of students who obtained a job closely related to their field of study, median change in earnings, percent of student who attained a living wage)

For each TOP Code, one or more Career Education programs may be included.

The Following Program Fact Sheets are included in this report:

010330 Plant Science	Page 1
050200 Accounting	Page 8
050500 Business Administration	Page 15
050640 Small Business & Entrepreneurship	Page 22
050650 Retail Store Operations and Management	Page 29
051100 Real Estate	Page 36
054100 Office Tech Office Computer Applications	Page 43
060200 Journalism	Page 50
060400 Radio and Television	Page 57
060410 Radio	Page 64
060430 Broadcast Journalism	Page 71
061220 Film Production	Page 78
061400 Digital Media	Page 85
070200 Computer Information Systems	Page 92
070210 Software Applications	Page 99
070800 Computer Infrastructure and Support	Page 106
083520 Fitness Trainer	Page 113
093400 Electronics & Electric Technology	Page 120
093410 Computer Electronics	Page 127
093430 Telecommunication Technology	Page 134
093440 Electrical Systems and Power Transmission	Page 141
094600 Environmental Control Technology	Page 148
095220 Electrical	Page 155
095300 Drafting Technology	Page 162
095360 Technical Illustration	Page 169
095600 Manufacturing and Industrial Technology	Page 176



SAN DIEGO COMMUNITY COLLEGE DISTRICT

CITY COLLEGE • MESA COLLEGE • MIRAMAR COLLEGE • CONTINUING EDUCATION

095360 Machining and Machine Tools	Page 183
099900 Other Engineering and Related Industrial Technology	Page 190
100500 Commercial Music	Page 197
101200 Applied Photography	Page 204
103000 Graphic Art & Design	Page 211
123010 Registered Nursing	Page 218
130540 Preschool Age Children	Page 225
130580 Child Development Administration and Management	Page 232
210400 Human Services	Page 239
210440 Alcohol and Controlled Substances	Page 246

Career & Technical Education Employment Outcomes Survey

2019 College Report	Page 253
---------------------	----------

Institution Name San Diego City	TOP6 Program Title Plant Science	County San Diego
Occupation(s) that students would qualify for after completing this program: <input checked="" type="checkbox"/> Farmers, Ranchers, and Other Agricultural Managers <input checked="" type="checkbox"/> First-Line Supervisors of Farming, Fishing, and Forestry Workers <input checked="" type="checkbox"/> Pesticide Handlers, Sprayers, and Applicators, Vegetation		

TOP6 Code	TOP6 Program Title	Institution Name
010300	Plant Science	San Diego City



Catalog

Control Number	Catalog Name	Goal	Award
30656	Sustainable Urban Agriculture-Urban Farming	CTE (Limited to programs in CTE TOP codes other than ADTs)	Certificate of Achievement: 18 or greater semester(or 27 or greater quarter) units
30657	Urban Gardening	CTE (Limited to programs in CTE TOP codes other than ADTs)	Certificate of Achievement: 12 to fewer than 18 semester(or 18 to fewer than 27 quarter) units
30694	Sustainable Urban Agriculture	CTE (Limited to programs in CTE TOP codes other than ADTs)	A.S. Degree
30695	Advanced Ecological Landscaping	CTE (Limited to programs in CTE TOP codes other than ADTs)	Certificate of Achievement: 12 to fewer than 18 semester(or 18 to fewer than 27 quarter) units
33312	Urban Farming Professional	CTE (Limited to programs in CTE TOP codes other than ADTs)	Certificate of Achievement: 18 or greater semester(or 27 or greater quarter) units
35976	Agriculture Plant Science	Transfer (All ADTs and Certificates of Achievement for CSU GE Breadth and IGETC)	A.S. T Degree

Refer to the Chancellor's Office Curriculum Inventory for the full list of catalog names by TOP code

TOP6 Program Title: Plant Science

County: San Diego

Supply Gap Analysis



For the selected TOP6 code and occupations, there is a(n) **Supply Gap** of 224 jobs.

Annual Job Openings – 5 Yr Avg (Demand)

Occupation	
Farmers, Ranchers, and Other Agricultural Managers	162
First-Line Supervisors of Farming, Fishing, and Forestry Workers	53
Pesticide Handlers, Sprayers, and Applicators, Vegetation	22
Grand Total	237

Annual Program Awards – 3 Yr Avg (Supply)

Institution Name	
San Diego City	13
Grand Total	13

Education, Training, and Wages

Occupation	Typical Entry-Level Education	Typical On-The-Job Training	25th Pct. Wage	Median Wage
Farmers, Ranchers, and Other Agricultural Managers	HS diploma/equiv.	None	\$11.07	\$16.89
First-Line Supervisors of Farming, Fishing, and Forestry Workers	HS diploma/equiv.	None	\$16.01	\$18.92
Pesticide Handlers, Sprayers, and Applicators, Vegetation	HS diploma/equiv.	Moderate-term OJT	\$16.15	\$16.67

TOP6 Program Title: Plant Science
County: San Diego

Annual Program Awards – 3 Yr Avg (Supply)

Award Level	San Diego City	Grand Total
Associate Degree	4	4
Certificate 6 to < 18 semester units	2	2
Certificate 12 to < 18 semester units	6	6
Certificate 18 to < 30 semester units	1	1
Grand Total	13	13

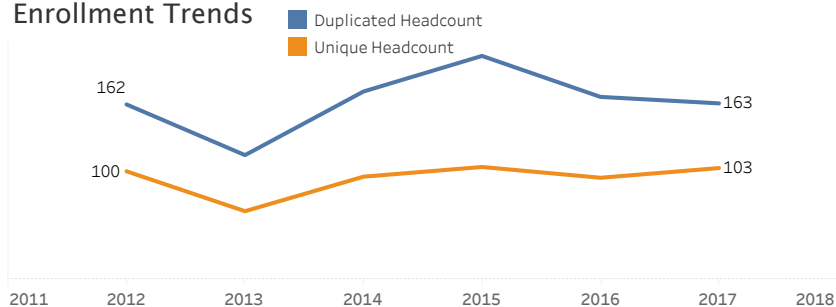
TOP6 Program Title: Plant Science
College: San Diego City

Academic Year
2016-17

Enrollment Trends

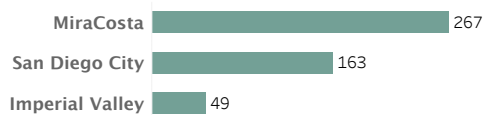
	Duplicated Headcount	Unique Headcount	Course Sections
2011-12	162	100	5
2012-13	115	63	5
2013-14	174	95	9
2014-15	207	104	11
2015-16	169	94	9
2016-17	163	103	9

Enrollment Trends

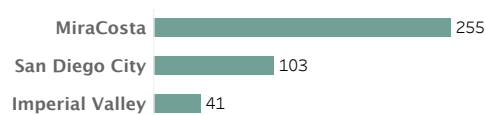


Note: If there were fewer than 10 students, the data for the metric were suppressed in the Chancellor's Office LaunchBoard.

Duplicated Headcount: # Course Enrollments (2016-17)



Unique Headcount: # of Students Who Took 1+ Courses (2016-17)



Course Sections (2016-17)



Note: If there were fewer than 10 students, the data for the metric were suppressed in the Chancellor's Office LaunchBoard.

TOP6 Program Title: Plant Science
College: San Diego City

Academic Year
2015-16

Metric

	2013-14	2014-15	2015-16	2016-17
Course Retention Rate	83%	86%	85%	82%
Course Success Rate	67%	75%	66%	67%
Term-to-Term Retention Rate	53%	67%	62%	42%
Persistence Rate	31%	40%	26%	

Note: If there were fewer than 10 students, the data for the metric were suppressed in the Chancellor's Office LaunchBoard.

Course Retention Rate (2015-16)



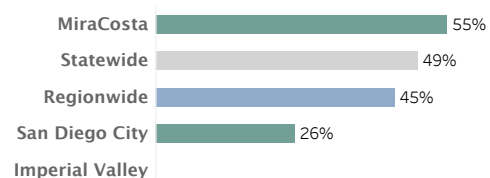
Course Success Rate (2015-16)



Term-to-Term Retention Rate (2015-16)



Persistence Rate (2015-16)



Note: If there were fewer than 10 students, the data for the metric were suppressed in the Chancellor's Office LaunchBoard.

TOP6 Program Title: Plant Science
College: San Diego City

Academic Year
2016-17

Award Level	2014-15	2015-16	2016-17	Latest 3-Yr Avg
Associate Degree	3	3	5	4
Certificate 6 to < 18 semester units	5	0	0	2
Certificate 12 to < 18 semester units	5	9	5	6
Certificate 18 to < 30 semester units	0	1	2	1
Grand Total	13	13	12	13

of Students Who Earned Associate Degrees
(2016-17)

San Diego City

of Students Who Earned a Degree or Certificate
(2016-17)

San Diego City

of Students Who Earned a Locally-Issued
Certificate (2016-17)

San Diego City

0

of Students Who Earned a Chancellor's Office
Approved Certificate (2016-17)

San Diego City

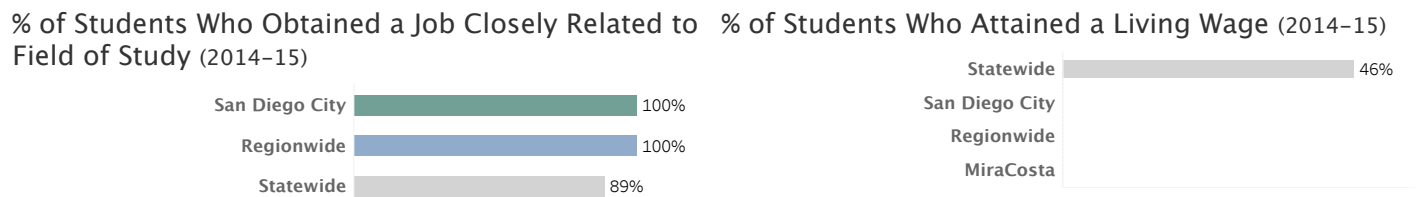
Note: If there were fewer than 10 students, the data for the metric were suppressed in the Chancellor's Office LaunchBoard.

TOP6 Program Title: Plant Science
College: San Diego City

Academic Year
2014-15

Metric		State	Region	San Diego City
% of Students Who Obtained a Job Closely Related to Field of Study	2014-15	89%	100%	100%
% of Students Who Attained a Living Wage	2014-15	46%		
% Median Change in Earnings	2014-15	68%	16%	

Note: If there were fewer than 10 students, the data for the metric were suppressed in the Chancellor's Office LaunchBoard.



% Median Change in Earnings (2014-15)



Note: If there were fewer than 10 students, the data for the metric were suppressed in the Chancellor's Office LaunchBoard.

Institution Name San Diego City	TOP6 Program Title Accounting	County San Diego
Occupation(s) that students would qualify for after completing this program: <ul style="list-style-type: none"> <input checked="" type="checkbox"/> Bookkeeping, Accounting, and Auditing Clerks <input checked="" type="checkbox"/> Brokerage Clerks <input checked="" type="checkbox"/> Budget Analysts <input checked="" type="checkbox"/> Financial Analysts <input checked="" type="checkbox"/> Payroll and Timekeeping Clerks <input checked="" type="checkbox"/> Tax Examiners and Collectors, and Revenue Agents <input checked="" type="checkbox"/> Tax Preparers 		

TOP6 Code	TOP6 Program Title	Institution Name
050200	Accounting	San Diego City



Catalog

Control Number	Catalog Name	Goal	Award
05225	Accounting	CTE (Limited to programs in CTE TOP codes other than ADTs)	A.S. Degree

Refer to the Chancellor's Office Curriculum Inventory for the full list of catalog names by TOP code

TOP6 Program Title: Accounting
County: San Diego

Supply Gap Analysis

Annual Job Openings
Community College Awards
Non-Community College Awards

Accounting

2,844

544

For the selected TOP6 code and occupations,
there is a(n) **Supply Gap** of 2,298 jobs.

Annual Job Openings – 5 Yr Avg (Demand)

Occupation	
Bookkeeping, Accounting, and Auditing Clerks	1,975
Financial Analysts	280
Payroll and Timekeeping Clerks	227
Tax Preparers	173
Brokerage Clerks	73
Budget Analysts	69
Tax Examiners and Collectors, and Revenue Agents	47
Grand Total	2,844

Annual Program Awards – 3 Yr Avg (Supply)

Institution Name	
MiraCosta	91
Palomar	91
San Diego City	43
San Diego Continuing Education	204
San Diego Mesa	40
San Diego Miramar	15
Southwestern	60
National University	2
Grand Total	546

Education, Training, and Wages

Occupation	Typical Entry-Level Education	Typical On-The-Job Training	25th Pct. Wage	Median Wage
Bookkeeping, Accounting, and Auditing Clerks	Some college, no deg.	Moderate-term OJT	\$16.91	\$20.94
Financial Analysts	Bachelor's deg.	None	\$31.95	\$40.31
Payroll and Timekeeping Clerks	HS diploma/equiv.	Moderate-term OJT	\$20.47	\$24.21
Tax Preparers	HS diploma/equiv.	Moderate-term OJT	\$17.95	\$22.68
Brokerage Clerks	HS diploma/equiv.	Moderate-term OJT	\$22.03	\$26.35
Budget Analysts	Bachelor's deg.	None	\$32.70	\$38.87
Tax Examiners and Collectors, and Revenue Agents	Bachelor's deg.	Moderate-term OJT	\$25.19	\$29.40

TOP6 Program Title: Accounting
County: San Diego

Annual Program Awards – 3 Yr Avg (Supply)

Award Level	MiraCosta	Palomar	San Diego City	San Diego Continuing Education	San Diego Mesa	San Diego Miramar	Southwestern	National University	Grand Total
Associate Degree	27	22	3		21	7	52		132
Award < 1 academic yr								2	2
Certificate 6 to < 18 semester units	15	45	40		2		2		104
Certificate 12 to < 18 semester units	25								25
Certificate 18 to < 30 semester units	24				17	8			49
Certificate 30 to < 60 semester units		24					6		30
Noncredit award 48 to < 96 hours				190					190
Noncredit award 288 to < 480 hours				14					14
Grand Total	91	91	43	204	40	15	60	2	546

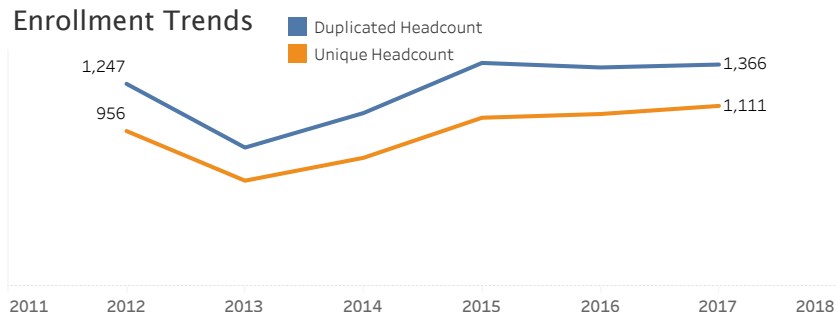
TOP6 Program Title: Accounting
College: San Diego City

Academic Year
2016-17

Enrollment Trends

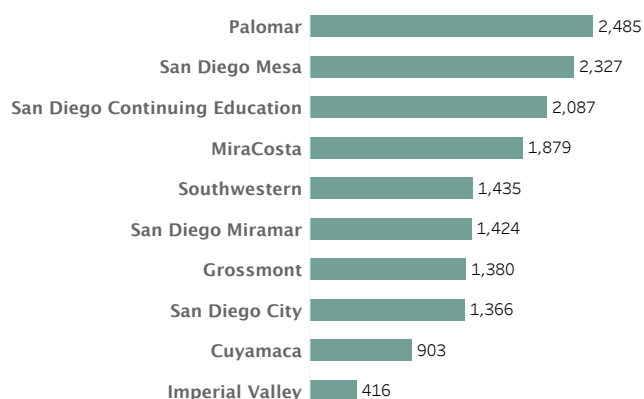
	Duplicated Headcount	Unique Headcount	Course Sections
2011-12	1,247	956	28
2012-13	854	650	22
2013-14	1,067	791	26
2014-15	1,376	1,038	39
2015-16	1,348	1,061	36
2016-17	1,366	1,111	38

Enrollment Trends

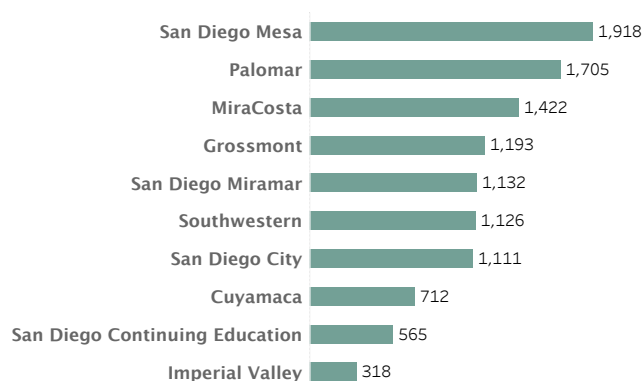


Note: If there were fewer than 10 students, the data for the metric were suppressed in the Chancellor's Office LaunchBoard.

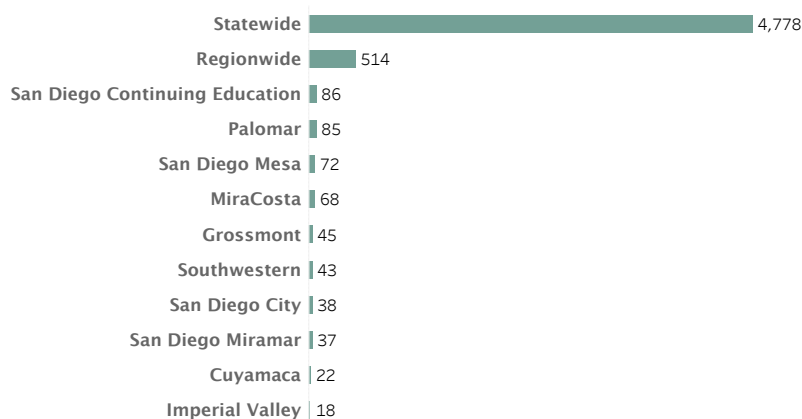
Duplicated Headcount: # Course Enrollments (2016-17)



Unique Headcount: # of Students Who Took 1+ Courses (2016-17)



Course Sections (2016-17)



Note: If there were fewer than 10 students, the data for the metric were suppressed in the Chancellor's Office LaunchBoard.

TOP6 Program Title: Accounting
College: San Diego City

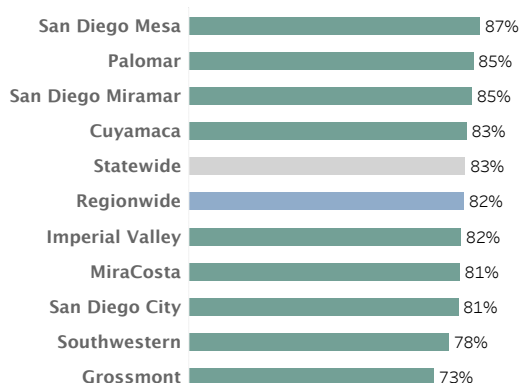
Academic Year
2015-16

Metric

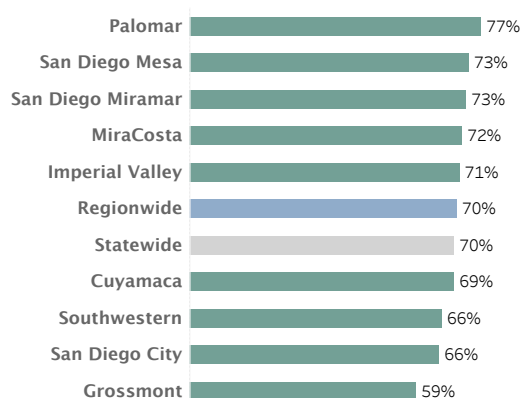
	2013-14	2014-15	2015-16	2016-17
Course Retention Rate	80%	78%	81%	80%
Course Success Rate	65%	61%	66%	66%
Term-to-Term Retention Rate	62%	59%	58%	58%
Persistence Rate	37%	35%	32%	

Note: If there were fewer than 10 students, the data for the metric were suppressed in the Chancellor's Office LaunchBoard.

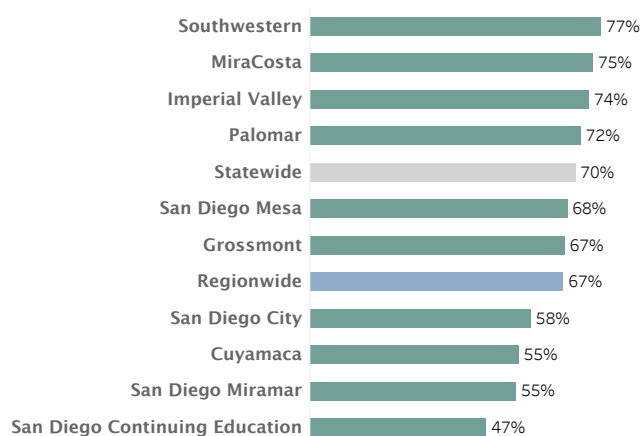
Course Retention Rate (2015-16)



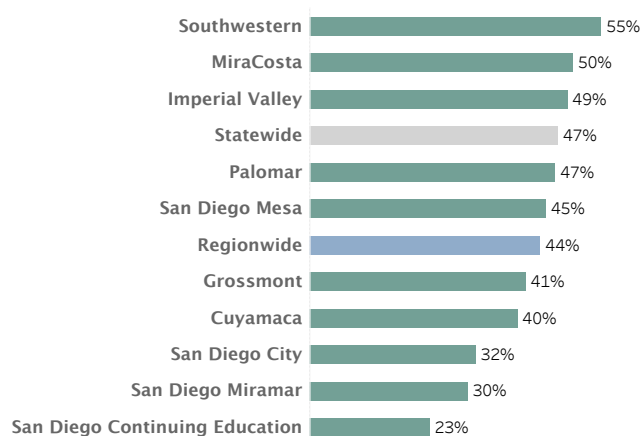
Course Success Rate (2015-16)



Term-to-Term Retention Rate (2015-16)



Persistence Rate (2015-16)



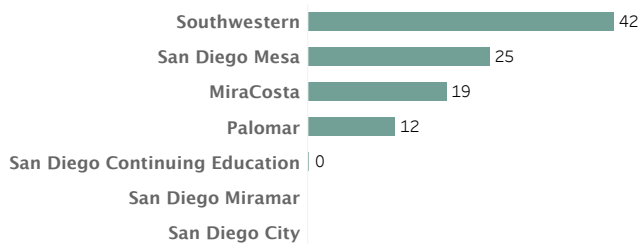
Note: If there were fewer than 10 students, the data for the metric were suppressed in the Chancellor's Office LaunchBoard.

TOP6 Program Title: Accounting
College: San Diego City

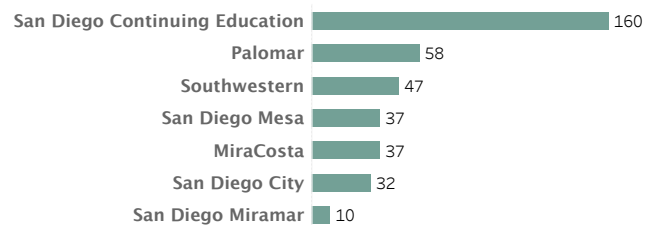
Academic Year
2016-17

Award Level	2014-15	2015-16	2016-17	Latest 3-Yr Avg
Associate Degree	1	4	5	3
Certificate 6 to < 18 semester units	63	25	32	40
Grand Total	64	29	37	43

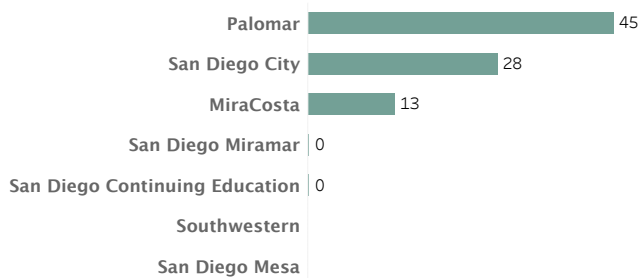
of Students Who Earned Associate Degrees (2016-17)



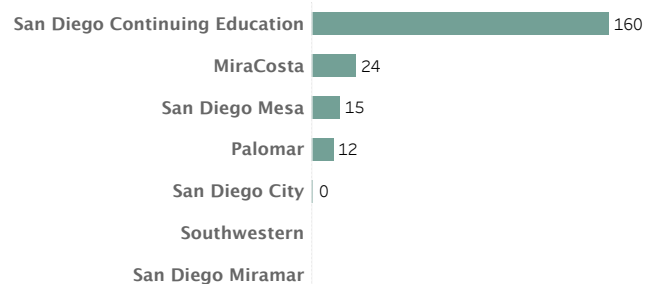
of Students Who Earned a Degree or Certificate (2016-17)



of Students Who Earned a Locally-Issued Certificate (2016-17)



of Students Who Earned a Chancellor's Office Approved Certificate (2016-17)



Note: If there were fewer than 10 students, the data for the metric were suppressed in the Chancellor's Office LaunchBoard.

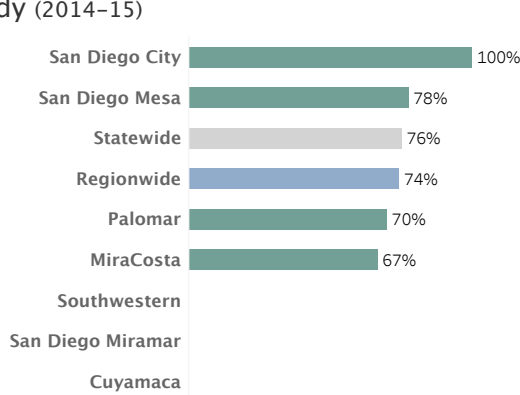
TOP6 Program Title: Accounting
College: San Diego City

Academic Year
2014-15

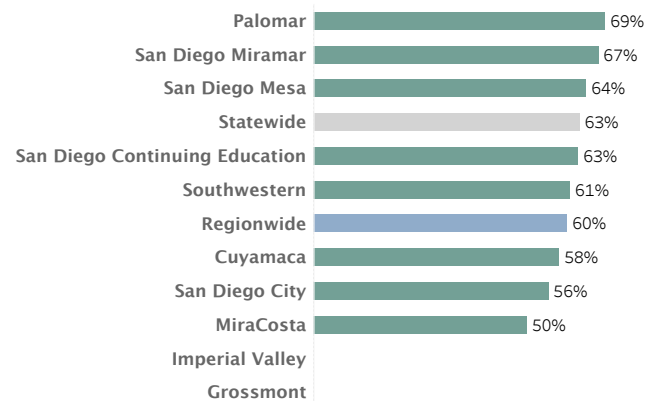
Metric		State	Region	San Diego City
% of Students Who Obtained a Job Closely Related to Field of Study	2014-15	76%	74%	100%
% of Students Who Attained a Living Wage	2014-15	63%	60%	56%
% Median Change in Earnings	2014-15	42%	34%	37%

Note: If there were fewer than 10 students, the data for the metric were suppressed in the Chancellor's Office LaunchBoard.

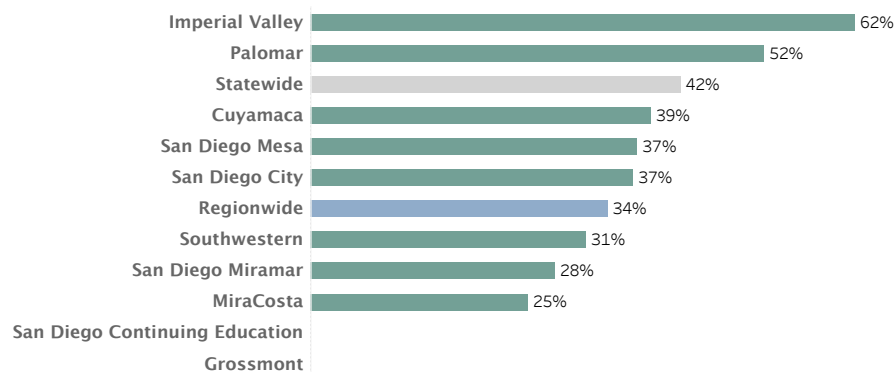
% of Students Who Obtained a Job Closely Related to Field of Study (2014-15)



% of Students Who Attained a Living Wage (2014-15)



% Median Change in Earnings (2014-15)



Note: If there were fewer than 10 students, the data for the metric were suppressed in the Chancellor's Office LaunchBoard.

Institution Name San Diego City	TOP6 Program Title Business Administration	County San Diego
Occupation(s) that students would qualify for after completing this program: <ul style="list-style-type: none"> <input checked="" type="checkbox"/> Administrative Services Managers <input checked="" type="checkbox"/> Cost Estimators <input checked="" type="checkbox"/> General and Operations Managers <input checked="" type="checkbox"/> Industrial Production Managers 		

TOP6 Code	TOP6 Program Title	Institution Name
050500	Business Administration	San Diego City



Catalog

Control Number	Catalog Name	Goal	Award
32691	Business Administration	Transfer (All ADTs and Certificates of Achievement for CSU GE Breadth and IGETC)	A.S. T Degree


Refer to the Chancellor's Office Curriculum Inventory for the full list of catalog names by TOP code

TOP6 Program Title: Business Administration

County: San Diego

Supply Gap Analysis

Annual Job Openings
Community College Awards
Non-Community College Awards



For the selected TOP6 code and occupations, there is a(n) **Supply Gap** of 1,376 jobs.

Annual Job Openings – 5 Yr Avg (Demand)

Occupation	
General and Operations Managers	2,202
Administrative Services Managers	353
Cost Estimators	339
Industrial Production Managers	140
Grand Total	3,034

Annual Program Awards – 3 Yr Avg (Supply)

Institution Name	
Cuyamaca	84
Grossmont	336
MiraCosta	115
Palomar	85
San Diego City	68
San Diego Mesa	326
San Diego Miramar	122
Southwestern	118
Ashford University	344
California College San Diego	50
California Miramar University	1
National University	7
United Education Institute–Chula Vista	2
Grand Total	1,658

Education, Training, and Wages

Occupation	Typical Entry-Level Education	Typical On-The-Job Training	25th Pct. Wage	Median Wage
General and Operations Managers	Bachelor's deg.	None	\$33.29	\$51.54
Administrative Services Managers	Bachelor's deg.	None	\$31.83	\$40.31
Cost Estimators	Bachelor's deg.	Moderate-term OJT	\$25.14	\$30.80
Industrial Production Managers	Bachelor's deg.	None	\$38.57	\$47.40

TOP6 Program Title: Business Administration
County: San Diego

Annual Program Awards – 3 Yr Avg (Supply)

Award Level	Cuyamaca	Grossmont	MiraCosta	Palomar	San Diego City	San Diego Mesa	San Diego Miramar	Southwestern	Ashford University	California College San Diego	California Miramar University	National University	United Education Institute-Chula Vista	Grand Total
Associate degree	23	81	14	3	18	20	35	9	344	50	1	7	2	607
Associate Degree for Transfer	53	146	101	82	49	282	64	109						886
Certificate 6 to < 18 semester units					1									1
Certificate 18 to < 30 semester units		1				1	3							5
Certificate 30 to < 60 semester units	8	108				23	20							159
Grand Total	84	336	115	85	68	326	122	118	344	50	1	7	2	1,658

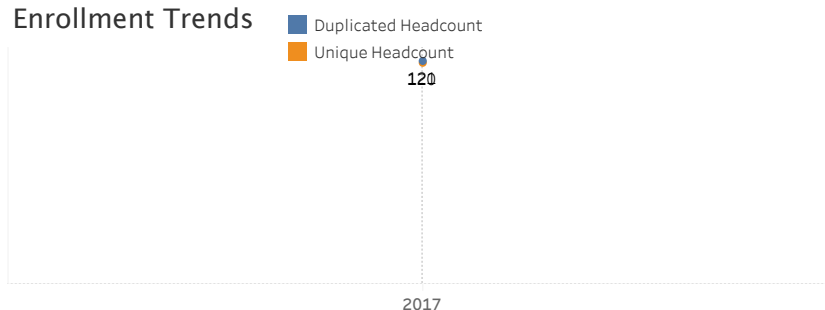
TOP6 Program Title: Business Administration
College: San Diego City

Academic Year
2016-17

Enrollment Trends

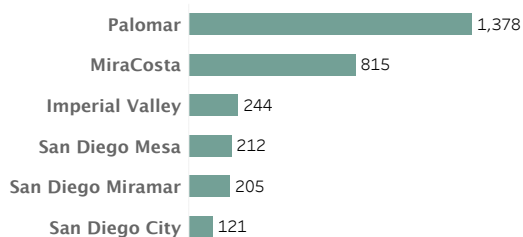
	Duplicated Headcount	Unique Headcount	Course Sections
2016-17	121	120	5

Enrollment Trends

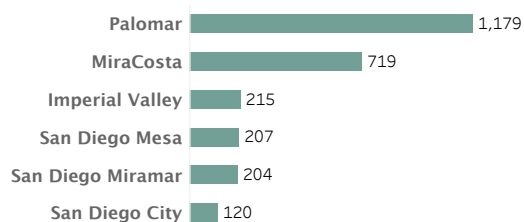


Note: If there were fewer than 10 students, the data for the metric were suppressed in the Chancellor's Office LaunchBoard.

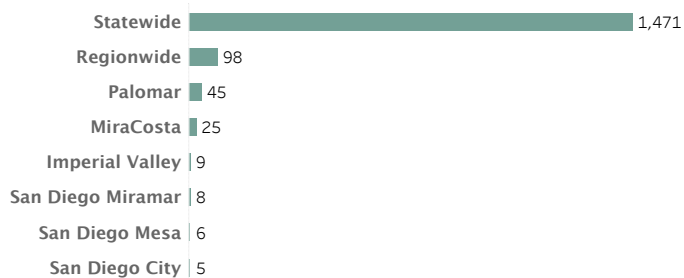
Duplicated Headcount: # Course Enrollments (2016-17)



Unique Headcount: # of Students Who Took 1+ Courses (2016-17)



Course Sections (2016-17)



Note: If there were fewer than 10 students, the data for the metric were suppressed in the Chancellor's Office LaunchBoard.

TOP6 Program Title: Business Administration
College: San Diego City

Academic Year
2015-16

Metric

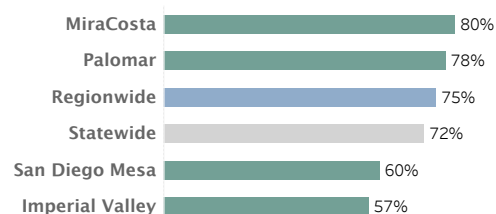
	2016-17
Course Retention Rate	87%
Course Success Rate	64%
Term-to-Term Retention Rate	48%
Persistence Rate	

Note: If there were fewer than 10 students, the data for the metric were suppressed in the Chancellor's Office LaunchBoard.

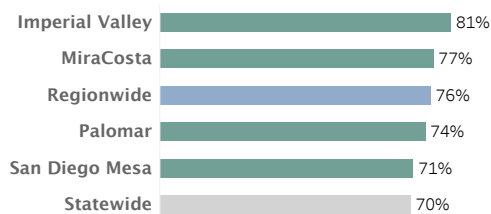
Course Retention Rate (2015-16)



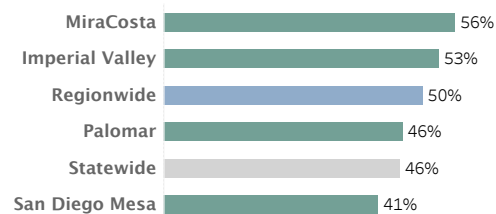
Course Success Rate (2015-16)



Term-to-Term Retention Rate (2015-16)



Persistence Rate (2015-16)



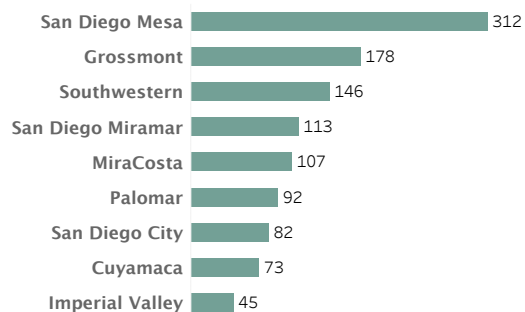
Note: If there were fewer than 10 students, the data for the metric were suppressed in the Chancellor's Office LaunchBoard.

TOP6 Program Title: Business Administration
College: San Diego City

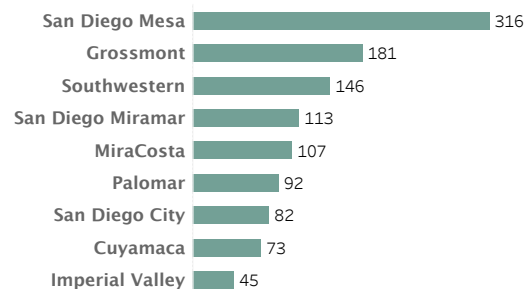
Academic Year
2016-17

Award Level	2014-15	2015-16	2016-17	Latest 3-Yr Avg
Associate Degree	20	20	13	18
Certificate 6 to < 18 semester units	0	0	1	0
Associate Degree for Transfer	29	48	69	49
Grand Total	49	68	83	67

of Students Who Earned Associate Degrees (2016-17)



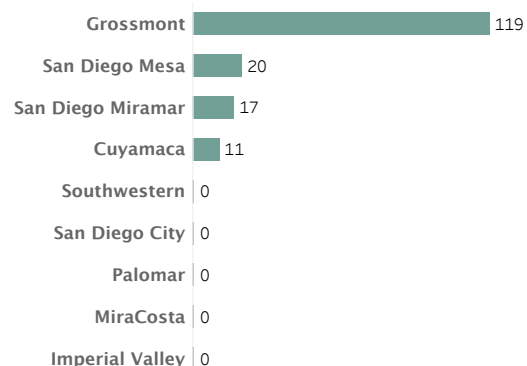
of Students Who Earned a Degree or Certificate (2016-17)



of Students Who Earned a Locally-Issued Certificate (2016-17)



of Students Who Earned a Chancellor's Office Approved Certificate (2016-17)



Note: If there were fewer than 10 students, the data for the metric were suppressed in the Chancellor's Office LaunchBoard.

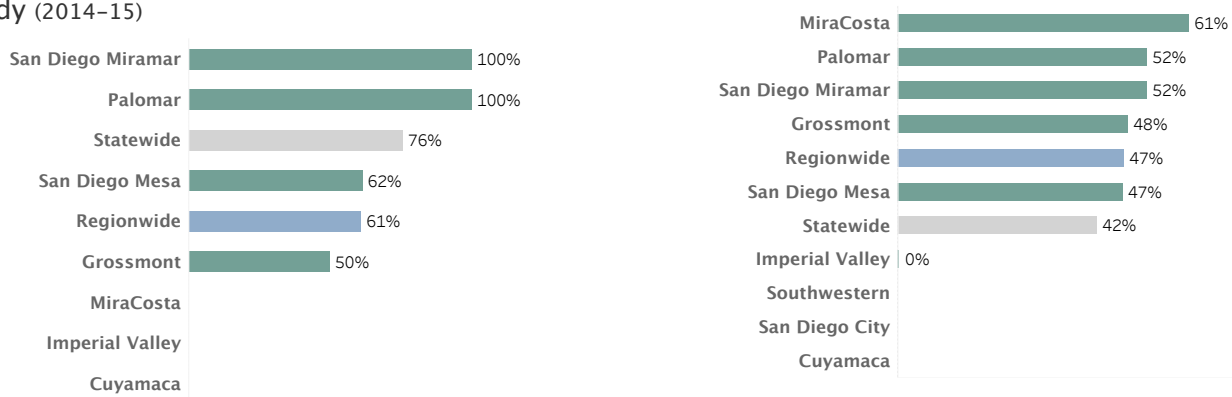
TOP6 Program Title: Business Administration
College: San Diego City

Academic Year
2014-15

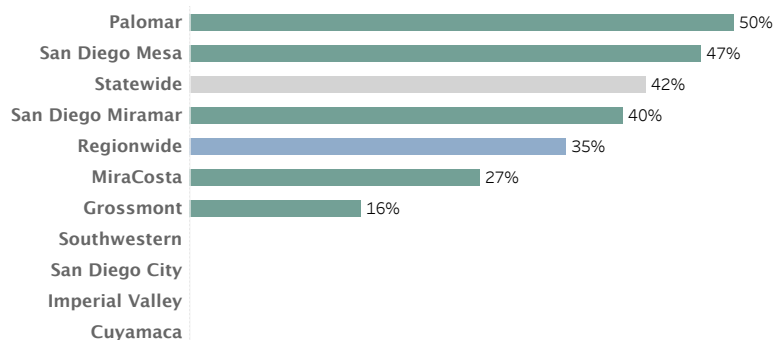
Metric		State	Region	San Diego City
% of Students Who Obtained a Job Closely Related to Field of Study	2014-15	76%	61%	
% of Students Who Attained a Living Wage	2014-15	42%	47%	
% Median Change in Earnings	2014-15	42%	35%	

Note: If there were fewer than 10 students, the data for the metric were suppressed in the Chancellor's Office LaunchBoard.

% of Students Who Obtained a Job Closely Related to Field of Study (2014-15) % of Students Who Attained a Living Wage (2014-15)



% Median Change in Earnings (2014-15)



Note: If there were fewer than 10 students, the data for the metric were suppressed in the Chancellor's Office LaunchBoard.

Institution Name San Diego City	TOP6 Program Title Small Business and Entrepreneurship	County San Diego
Occupation(s) that students would qualify for after completing this program: <input checked="" type="checkbox"/> Administrative Services Managers <input checked="" type="checkbox"/> Business Operations Specialists, All Other		

TOP6 Code	TOP6 Program Title	Institution Name
050640	Small Business and Entrepreneurship	San Diego City



Catalog

Control Number	Catalog Name	Goal	Award
22324	Small Business Management Entrepreneur	CTE (Limited to programs in CTE TOP codes other than ADTs)	Certificate of Achievement: 18 or greater semester(or 27 or greater quarter) units

Refer to the Chancellor's Office Curriculum Inventory for the full list of catalog names by TOP code

TOP6 Program Title: Small Business and Entrepreneurship
County: San Diego

Supply Gap Analysis

Annual Job Openings
Community College Awards
Non-Community College Awards

Small Business and
Entrepreneurship

2,061

93

For the selected TOP6 code and occupations,
there is a(n) **Supply Gap** of 1,968 jobs.

Annual Job Openings – 5 Yr Avg (Demand)

Occupation	
Business Operations Specialists, All Other	1,708
Administrative Services Managers	353
Grand Total	2,061

Annual Program Awards – 3 Yr Avg (Supply)

Institution Name	
Cuyamaca	4
MiraCosta	16
San Diego City	10
San Diego Continuing Education	61
Southwestern	2
Grand Total	93

Education, Training, and Wages

Occupation	Typical Entry-Level Education	Typical On-The-Job Training	25th Pct. Wage	Median Wage
Business Operations Specialists, All Other	Bachelor's deg.	None	\$27.14	\$37.35
Administrative Services Managers	Bachelor's deg.	None	\$31.83	\$40.31

TOP6 Program Title: Small Business and Entrepreneurship
County: San Diego

Annual Program Awards – 3 Yr Avg (Supply)

Award Level	Cuyamaca	MiraCosta	San Diego City	San Diego Continuing Education	Southwestern	Grand Total
Associate Degree	3	5	5		1	14
Certificate 6 to < 18 semester units		2				2
Certificate 18 to < 30 semester units	1	9				10
Certificate 30 to < 60 semester units			5		1	6
Noncredit award 48 to < 96 hours				4		4
Noncredit award 96 to < 144 hours				57		57
Grand Total	4	16	10	61	2	93

TOP6 Program Title: Small Business and Entrepreneurship
College: San Diego City

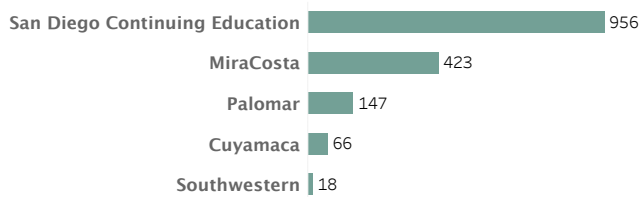
Academic Year
2016-17

Enrollment Trends

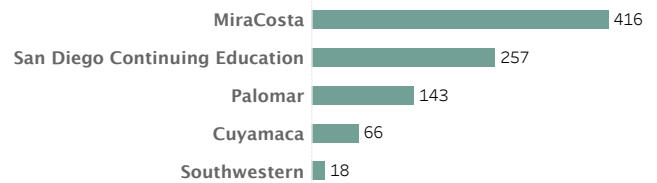
Enrollment Trends

Note: If there were fewer than 10 students, the data for the metric were suppressed in the Chancellor's Office LaunchBoard.

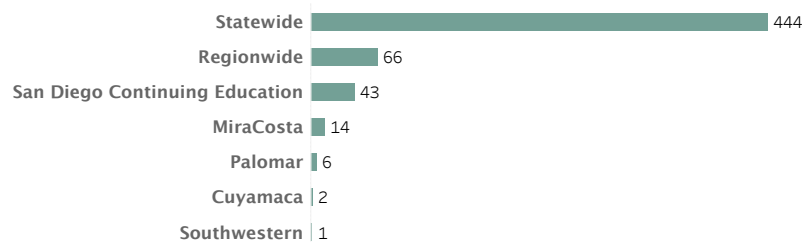
Duplicated Headcount: # Course Enrollments (2016-17)



Unique Headcount: # of Students Who Took 1+ Courses (2016-17)



Course Sections (2016-17)



Note: If there were fewer than 10 students, the data for the metric were suppressed in the Chancellor's Office LaunchBoard.

TOP6 Program Title: Small Business and Entrepreneurship
College: San Diego City

Academic Year
2015-16

Metric

Note: If there were fewer than 10 students, the data for the metric were suppressed in the Chancellor's Office LaunchBoard.

Course Retention Rate (2015-16)



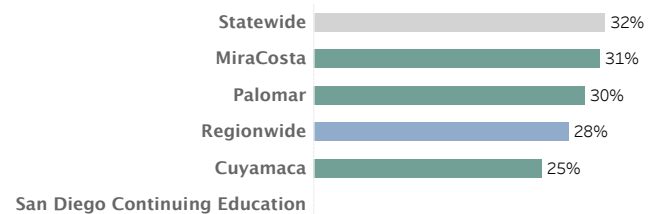
Course Success Rate (2015-16)



Term-to-Term Retention Rate (2015-16)



Persistence Rate (2015-16)



Note: If there were fewer than 10 students, the data for the metric were suppressed in the Chancellor's Office LaunchBoard.

TOP6 Program Title: Small Business and Entrepreneurship
College: San Diego City

Academic Year
2016-17

Award Level	2014-15	2015-16	2016-17	Latest 3-Yr Avg
Associate Degree	5	5	5	5
Certificate 30 to < 60 semester units	9	5	1	5
Grand Total	14	10	6	10

of Students Who Earned Associate Degrees (2016-17)

San Diego Continuing Education	0
Southwestern	
San Diego City	
MiraCosta	
Cuyamaca	

of Students Who Earned a Degree or Certificate (2016-17)

San Diego Continuing Education	116
Southwestern	
San Diego City	
MiraCosta	
Cuyamaca	

of Students Who Earned a Locally-Issued Certificate (2016-17)

Southwestern	0
San Diego Continuing Education	0
San Diego City	0
Cuyamaca	0
MiraCosta	

of Students Who Earned a Chancellor's Office Approved Certificate (2016-17)

San Diego Continuing Education	116
Southwestern	0
Cuyamaca	0
San Diego City	
MiraCosta	

Note: If there were fewer than 10 students, the data for the metric were suppressed in the Chancellor's Office LaunchBoard.

TOP6 Program Title: Small Business and Entrepreneurship
College: San Diego City

Academic Year
2014-15

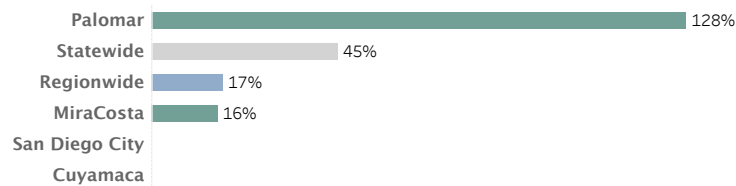
Metric		State	Region	San Diego City
% of Students Who Obtained a Job Closely Related to Field of Study	2014-15	76%	67%	
% of Students Who Attained a Living Wage	2014-15	44%	36%	
% Median Change in Earnings	2014-15	45%	17%	

Note: If there were fewer than 10 students, the data for the metric were suppressed in the Chancellor's Office LaunchBoard.

% of Students Who Obtained a Job Closely Related to Field of Study (2014-15) % of Students Who Attained a Living Wage (2014-15)



% Median Change in Earnings (2014-15)



Note: If there were fewer than 10 students, the data for the metric were suppressed in the Chancellor's Office LaunchBoard.

Institution Name San Diego City	TOP6 Program Title Retail Store Operations and Management	County San Diego
Occupation(s) that students would qualify for after completing this program: <ul style="list-style-type: none"> <input checked="" type="checkbox"/> Business Operations Specialists, All Other <input checked="" type="checkbox"/> First-Line Supervisors of Retail Sales Workers <input checked="" type="checkbox"/> General and Operations Managers 		

TOP6 Code	TOP6 Program Title	Institution Name
050650	Retail Store Operations and Management	San Diego City



Catalog

Control Number	Catalog Name	Goal	Award
16768	Retail Management	CTE (Limited to programs in CTE TOP codes other than ADTs)	A.S. Degree

Refer to the Chancellor's Office Curriculum Inventory for the full list of catalog names by TOP code

TOP6 Program Title: Retail Store Operations and Management
County: San Diego

Supply Gap Analysis

Annual Job Openings
Community College Awards
Non-Community College Awards

Retail Store Operations and Management 5,424

7

For the selected TOP6 code and occupations,
there is a(n) **Supply Gap** of 5,417 jobs.

Annual Job Openings – 5 Yr Avg (Demand)

Occupation	
General and Operations Managers	2,202
Business Operations Specialists, All Other	1,708
First-Line Supervisors of Retail Sales Workers	1,514
Grand Total	5,424

Annual Program Awards – 3 Yr Avg (Supply)

Institution Name	
Grossmont	2
MiraCosta	2
Palomar	1
San Diego City	2
Grand Total	7

Education, Training, and Wages

Occupation	Typical Entry-Level Education	Typical On-The-Job Training	25th Pct. Wage	Median Wage
General and Operations Managers	Bachelor's deg.	None	\$33.29	\$51.54
Business Operations Specialists, All Other	Bachelor's deg.	None	\$27.14	\$37.35
First-Line Supervisors of Retail Sales Workers	HS diploma/equiv.	None	\$13.79	\$17.88

TOP6 Program Title: Retail Store Operations and Management
County: San Diego

Annual Program Awards – 3 Yr Avg (Supply)

Award Level	Grossmont	MiraCosta	Palomar	San Diego City	Grand Total
Associate Degree				1	1
Certificate 6 to < 18 semester units		1			1
Certificate 18 to < 30 semester units	2				2
Certificate 30 to < 60 semester units		1	1	1	3
Grand Total	2	2	1	2	7

TOP6 Program Title: Retail Store Operations and Management
College: San Diego City

Academic Year
2016-17

Enrollment Trends

Enrollment Trends

Note: If there were fewer than 10 students, the data for the metric were suppressed in the Chancellor's Office LaunchBoard.

Duplicated Headcount: # Course Enrollments
(2016-17)

Unique Headcount: # of Students Who Took 1+
Courses (2016-17)

Course Sections (2016-17)

Statewide  19

Note: If there were fewer than 10 students, the data for the metric were suppressed in the Chancellor's Office LaunchBoard.

TOP6 Program Title: Retail Store Operations and Management
College: San Diego City

Academic Year
2015-16

Metric

Note: If there were fewer than 10 students, the data for the metric were suppressed in the Chancellor's Office LaunchBoard.

Course Retention Rate (2015-16)

Statewide  85%

Course Success Rate (2015-16)

Statewide  67%

Term-to-Term Retention Rate (2015-16)

Statewide  55%
Southwestern
Regionwide

Persistence Rate (2015-16)

Statewide  36%
Southwestern
Regionwide

Note: If there were fewer than 10 students, the data for the metric were suppressed in the Chancellor's Office LaunchBoard.

TOP6 Program Title: Retail Store Operations and Management
College: San Diego City

Academic Year
2016-17

Award Level	2014-15	2015-16	2016-17	Latest 3-Yr Avg
Associate Degree	0	1	0	0
Certificate 30 to < 60 semester units	1	1	1	1
Grand Total	1	2	1	1

of Students Who Earned Associate Degrees
(2016-17)

San Diego City	0
MiraCosta	0
Grossmont	0

of Students Who Earned a Degree or Certificate
(2016-17)

San Diego City	
MiraCosta	
Grossmont	

of Students Who Earned a Locally-Issued
Certificate (2016-17)

San Diego City	0
Grossmont	0
MiraCosta	

of Students Who Earned a Chancellor's Office
Approved Certificate (2016-17)

San Diego City	
MiraCosta	
Grossmont	

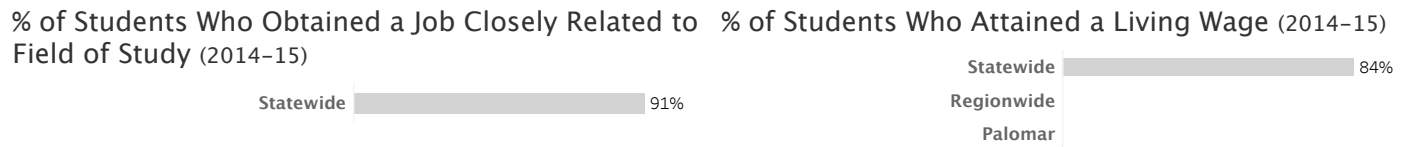
Note: If there were fewer than 10 students, the data for the metric were suppressed in the Chancellor's Office LaunchBoard.

TOP6 Program Title: Retail Store Operations and Management
College: San Diego City

Academic Year
2014-15

Metric	State	Region	San Diego City
% of Students Who Obtained a Job Closely Related to Field of Study	2014-15	91%	
% of Students Who Attained a Living Wage	2014-15	84%	
% Median Change in Earnings	2014-15	10%	

Note: If there were fewer than 10 students, the data for the metric were suppressed in the Chancellor's Office LaunchBoard.



% Median Change in Earnings (2014-15)



Note: If there were fewer than 10 students, the data for the metric were suppressed in the Chancellor's Office LaunchBoard.

Institution Name San Diego City	TOP6 Program Title Real Estate	County San Diego
Occupation(s) that students would qualify for after completing this program: <ul style="list-style-type: none"> <input checked="" type="checkbox"/> Appraisers and Assessors of Real Estate <input checked="" type="checkbox"/> Property, Real Estate, and Community Association Managers <input checked="" type="checkbox"/> Real Estate Brokers <input checked="" type="checkbox"/> Real Estate Sales Agents 		

TOP6 Code	TOP6 Program Title	Institution Name
051100	Real Estate	San Diego City



Catalog

Control Number	Catalog Name	Goal	Award
19266	Real Estate Broker	CTE (Limited to programs in CTE TOP codes other than ADTs)	Certificate of Achievement: 18 or greater semester(or 27 or greater quarter) units
19710	Real Estate	CTE (Limited to programs in CTE TOP codes other than ADTs)	A.S. Degree

Refer to the Chancellor's Office Curriculum Inventory for the full list of catalog names by TOP code

TOP6 Program Title: Real Estate

County: San Diego

Supply Gap Analysis

Annual Job Openings
Community College Awards
Non-Community College Awards



For the selected TOP6 code and occupations,
there is a(n) **Supply Gap** of 1,040 jobs.

Annual Job Openings – 5 Yr Avg (Demand)

Occupation	
Real Estate Sales Agents	505
Property, Real Estate, and Community Association Managers	339
Real Estate Brokers	214
Appraisers and Assessors of Real Estate	42
Grand Total	1,100

Annual Program Awards – 3 Yr Avg (Supply)

Institution Name	
Cuyamaca	7
MiraCosta	18
Palomar	15
San Diego City	7
San Diego Mesa	8
Southwestern	5
Grand Total	60

Education, Training, and Wages

Occupation	Typical Entry-Level Education	Typical On-The-Job Training	25th Pct. Wage	Median Wage
Real Estate Sales Agents	HS diploma/equiv.	Moderate-term OJT	\$18.41	\$19.84
Property, Real Estate, and Community Association Managers	HS diploma/equiv.	None	\$21.07	\$25.22
Real Estate Brokers	HS diploma/equiv.	None	\$23.90	\$26.00
Appraisers and Assessors of Real Estate	Bachelor's deg.	Long-term OJT	\$21.79	\$24.56

TOP6 Program Title: Real Estate
County: San Diego

Annual Program Awards – 3 Yr Avg (Supply)

Award Level	Cuyamaca	MiraCosta	Palomar	San Diego City	San Diego Mesa	Southwestern	Grand Total
Associate Degree	4	2	2	1	7	1	17
Certificate 6 to < 18 semester units		12	11	5		2	30
Certificate 18 to < 30 semester units	3	3	2	1	1	1	11
Certificate 30 to < 60 semester units		1				1	2
Grand Total	7	18	15	7	8	5	60

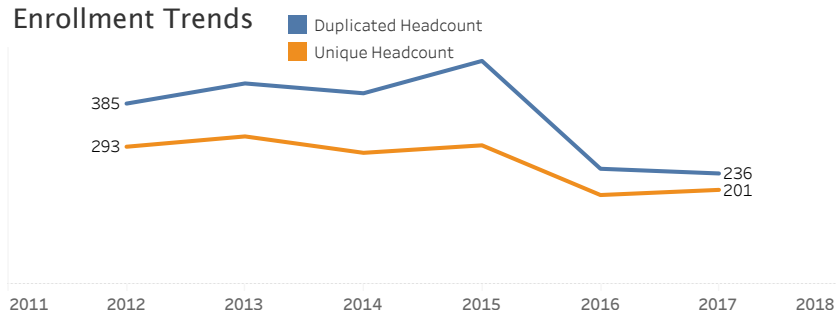
TOP6 Program Title: Real Estate
College: San Diego City

Academic Year
2016-17

Enrollment Trends

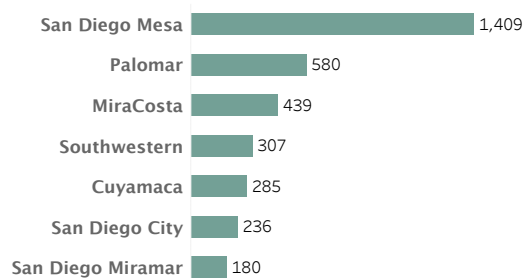
	Duplicated Headcount	Unique Headcount	Course Sections
2011-12	385	293	14
2012-13	428	315	14
2013-14	407	280	14
2014-15	476	296	16
2015-16	246	190	9
2016-17	236	201	9

Enrollment Trends

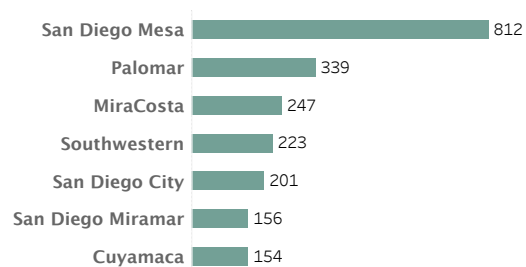


Note: If there were fewer than 10 students, the data for the metric were suppressed in the Chancellor's Office LaunchBoard.

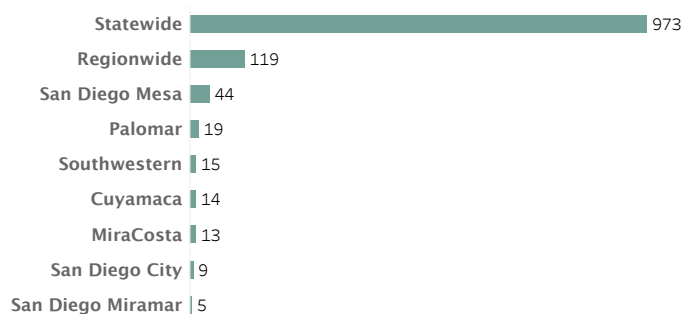
Duplicated Headcount: # Course Enrollments (2016-17)



Unique Headcount: # of Students Who Took 1+ Courses (2016-17)



Course Sections (2016-17)



Note: If there were fewer than 10 students, the data for the metric were suppressed in the Chancellor's Office LaunchBoard.

TOP6 Program Title: Real Estate
College: San Diego City

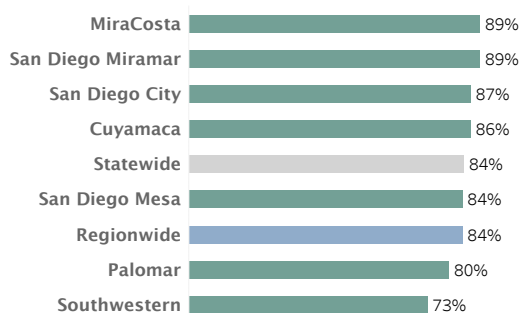
Academic Year
2015-16

Metric

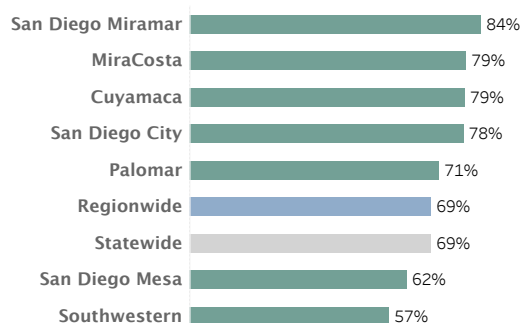
	2013-14	2014-15	2015-16	2016-17
Course Retention Rate	83%	81%	87%	86%
Course Success Rate	69%	69%	78%	79%
Term-to-Term Retention Rate	37%	37%	31%	25%
Persistence Rate	12%	9%	12%	

Note: If there were fewer than 10 students, the data for the metric were suppressed in the Chancellor's Office LaunchBoard.

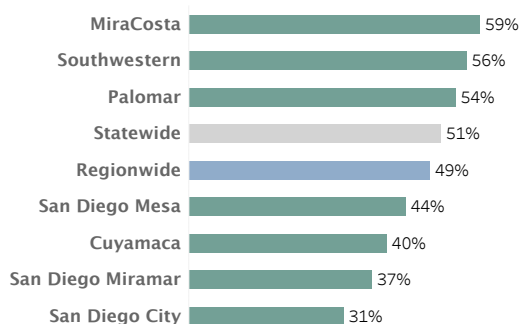
Course Retention Rate (2015-16)



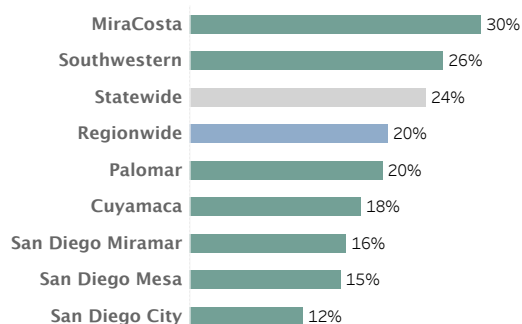
Course Success Rate (2015-16)



Term-to-Term Retention Rate (2015-16)



Persistence Rate (2015-16)



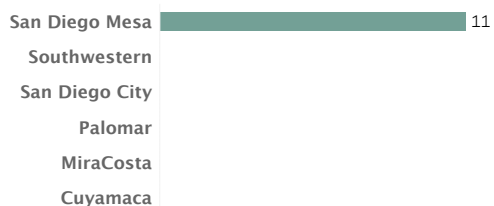
Note: If there were fewer than 10 students, the data for the metric were suppressed in the Chancellor's Office LaunchBoard.

TOP6 Program Title: Real Estate
College: San Diego City

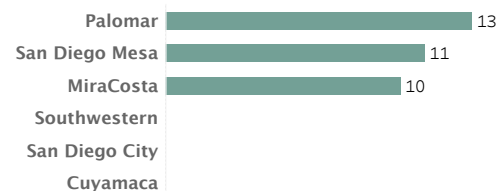
Academic Year
2016-17

Award Level	2014-15	2015-16	2016-17	Latest 3-Yr Avg
Associate Degree	1	0	1	1
Certificate 6 to < 18 semester units	10	2	2	5
Certificate 18 to < 30 semester units	1	1	1	1
Grand Total	12	3	4	7

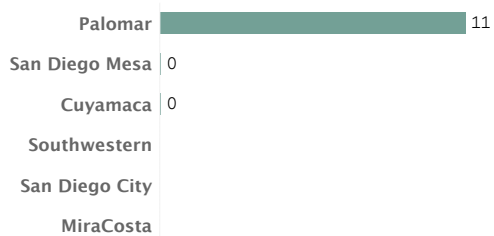
of Students Who Earned Associate Degrees (2016-17)



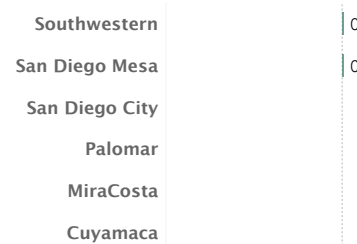
of Students Who Earned a Degree or Certificate (2016-17)



of Students Who Earned a Locally-Issued Certificate (2016-17)



of Students Who Earned a Chancellor's Office Approved Certificate (2016-17)



Note: If there were fewer than 10 students, the data for the metric were suppressed in the Chancellor's Office LaunchBoard.

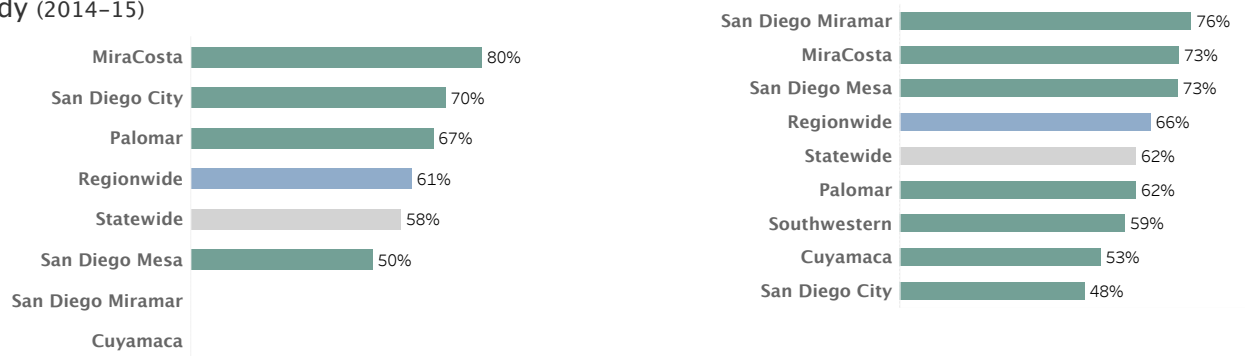
TOP6 Program Title: Real Estate
College: San Diego City

Academic Year
2014-15

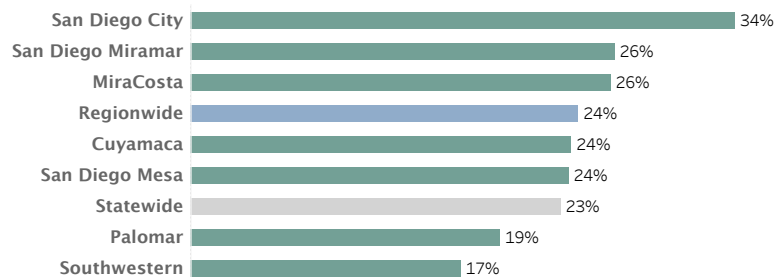
Metric		State	Region	San Diego City
% of Students Who Obtained a Job Closely Related to Field of Study	2014-15	58%	61%	70%
% of Students Who Attained a Living Wage	2014-15	62%	66%	48%
% Median Change in Earnings	2014-15	23%	24%	34%

Note: If there were fewer than 10 students, the data for the metric were suppressed in the Chancellor's Office LaunchBoard.

% of Students Who Obtained a Job Closely Related to Field of Study (2014-15) % of Students Who Attained a Living Wage (2014-15)



% Median Change in Earnings (2014-15)



Note: If there were fewer than 10 students, the data for the metric were suppressed in the Chancellor's Office LaunchBoard.

Institution Name San Diego City	TOP6 Program Title Office Technology/Office Computer Applications	County San Diego
Occupation(s) that students would qualify for after completing this program: <ul style="list-style-type: none"> <input checked="" type="checkbox"/> Cargo and Freight Agents <input checked="" type="checkbox"/> Data Entry Keyers <input checked="" type="checkbox"/> Executive Secretaries and Executive Administrative Assistants <input checked="" type="checkbox"/> Office Clerks, General <input checked="" type="checkbox"/> Procurement Clerks <input checked="" type="checkbox"/> Secretaries and Administrative Assistants, Except Legal, Medical, and Executive <input checked="" type="checkbox"/> Word Processors and Typists 		

TOP6 Code	TOP6 Program Title	Institution Name
051400	Office Technology/Office Computer Applications	San Diego City



Catalog

Control Number	Catalog Name	Goal	Award
05231	Computer Business Technology	CTE (Limited to programs in CTE TOP codes other than ADTs)	A.S. Degree
19674	Administrative Assistant	CTE (Limited to programs in CTE TOP codes other than ADTs)	Certificate of Achievement: 18 or greater semester(or 27 or greater quarter) units
22944	Records Information Management	CTE (Limited to programs in CTE TOP codes other than ADTs)	Certificate of Achievement: 18 or greater semester(or 27 or greater quarter) units
22946	Administrative Office Management	CTE (Limited to programs in CTE TOP codes other than ADTs)	Certificate of Achievement: 18 or greater semester(or 27 or greater quarter) units

Refer to the Chancellor's Office Curriculum Inventory for the full list of catalog names by TOP code

TOP6 Program Title: Office Technology/Office Computer Applications
County: San Diego

Supply Gap Analysis

Annual Job Openings
Community College Awards
Non-Community College Awards

Office
Technology/Office
Computer Applications 7,532

1,144

For the selected TOP6 code and occupations,
there is a(n) **Supply Gap** of 6,316 jobs.

Annual Job Openings – 5 Yr Avg (Demand)

Occupation	
Office Clerks, General	3,815
Secretaries and Administrative Assistants, Except Legal, Medical, and Executive	2,498
Executive Secretaries and Executive Administrative Assistants	684
Data Entry Keyers	228
Cargo and Freight Agents	121
Word Processors and Typists	98
Procurement Clerks	88
Grand Total	7,532

Annual Program Awards – 3 Yr Avg (Supply)

Institution Name	
Cuyamaca	8
Grossmont	15
MiraCosta	11
Palomar	6
San Diego City	17
San Diego Continuing Education	1,064
San Diego Mesa	7
San Diego Miramar	9
Southwestern	7
United Education Institute–Chula Vista	50
United Education Institute–UEI College S..	22
Grand Total	1,216

Education, Training, and Wages

Occupation	Typical Entry-Level Education	Typical On-The-Job Training	25th Pct. Wage	Median Wage
Office Clerks, General	HS diploma/equiv.	Short-term OJT	\$11.70	\$15.03
Secretaries and Administrative Assistants, Except Legal, Medical, and E..	HS diploma/equiv.	Short-term OJT	\$15.90	\$19.06
Executive Secretaries and Executive Administrative Assistants	HS diploma/equiv.	None	\$23.85	\$29.59
Data Entry Keyers	HS diploma/equiv.	Short-term OJT	\$13.37	\$15.43
Cargo and Freight Agents	HS diploma/equiv.	Short-term OJT	\$15.54	\$19.94
Word Processors and Typists	HS diploma/equiv.	Short-term OJT	\$17.85	\$19.96
Procurement Clerks	HS diploma/equiv.	Moderate-term OJT	\$17.52	\$21.75

TOP6 Program Title: Office Technology/Office Computer Applications
County: San Diego

Annual Program Awards – 3 Yr Avg (Supply)

Award Level	Cuyamaca	Grossmont	MiraCosta	Palomar	San Diego City	San Diego Continuing Education	San Diego Mesa	San Diego Miramar	Southwestern	United Education Institute–Chula Vista	United Education Institute–UEI College San Marcos	Grand Total
Associate Degree	5	7	2	2	6		3	3	3			31
Award 1 < 2 academic yrs										50	22	72
Certificate 6 to < 18 semester units			3	1	6		1		1			12
Certificate 18 to < 30 semester units	3	7	6	1	5		3	4	3			32
Certificate 30 to < 60 semester units		1		2				2				5
Noncredit award 48 to < 96 hours						931						931
Noncredit award 288 to < 480 hours						5						5
Noncredit award 480 to < 960 hours						40						40
Noncredit award < 48 hours						88						88
Grand Total												

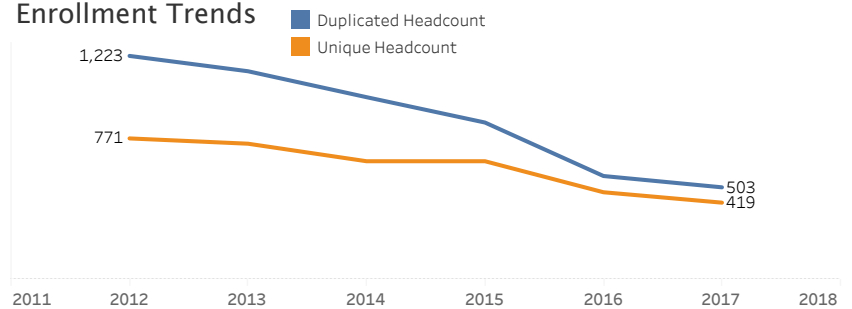
TOP6 Program Title: Office Technology/Office Computer Applications
College: San Diego City

Academic Year
2016-17

Enrollment Trends

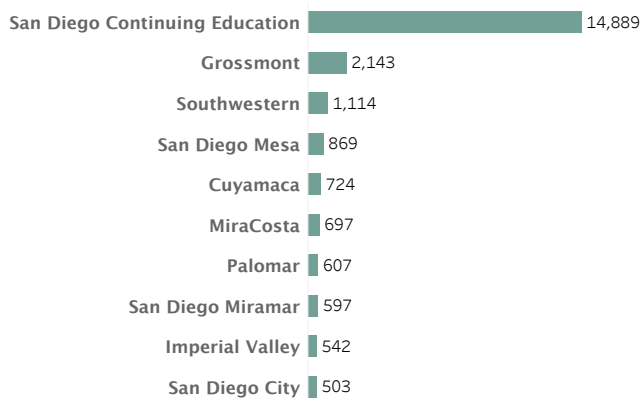
	Duplicated Headcount	Unique Headcount	Course Sections
2011-12	1,223	771	40
2012-13	1,139	742	42
2013-14	997	646	39
2014-15	858	646	34
2015-16	565	476	26
2016-17	503	419	21

Enrollment Trends

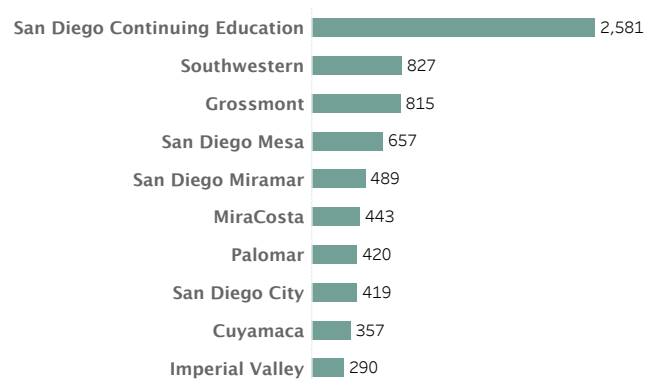


Note: If there were fewer than 10 students, the data for the metric were suppressed in the Chancellor's Office LaunchBoard.

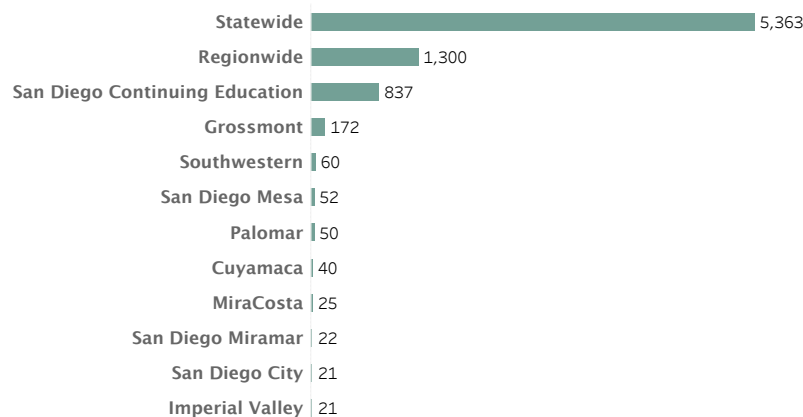
Duplicated Headcount: # Course Enrollments (2016-17)



Unique Headcount: # of Students Who Took 1+ Courses (2016-17)



Course Sections (2016-17)



Note: If there were fewer than 10 students, the data for the metric were suppressed in the Chancellor's Office LaunchBoard.

TOP6 Program Title: Office Technology/Office Computer Applications
College: San Diego City

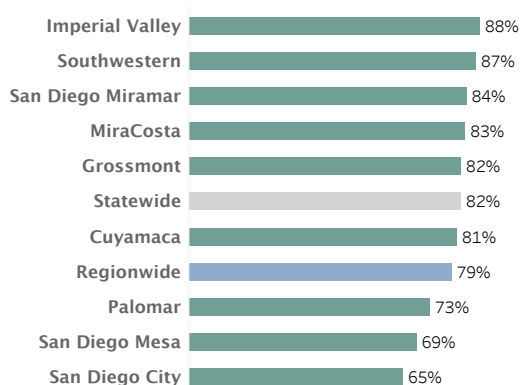
Academic Year
2015-16

Metric

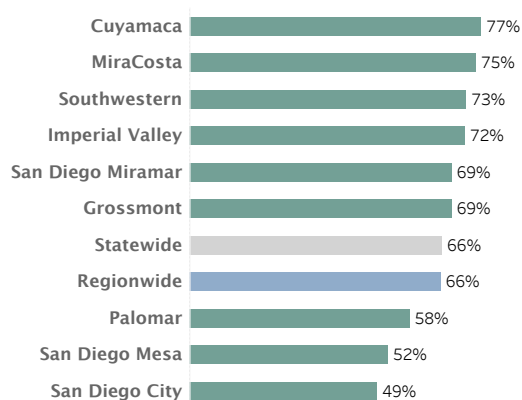
	2013-14	2014-15	2015-16	2016-17
Course Retention Rate	73%	75%	65%	69%
Course Success Rate	60%	58%	49%	53%
Term-to-Term Retention Rate	65%	60%	46%	54%
Persistence Rate	34%	30%	27%	

Note: If there were fewer than 10 students, the data for the metric were suppressed in the Chancellor's Office LaunchBoard.

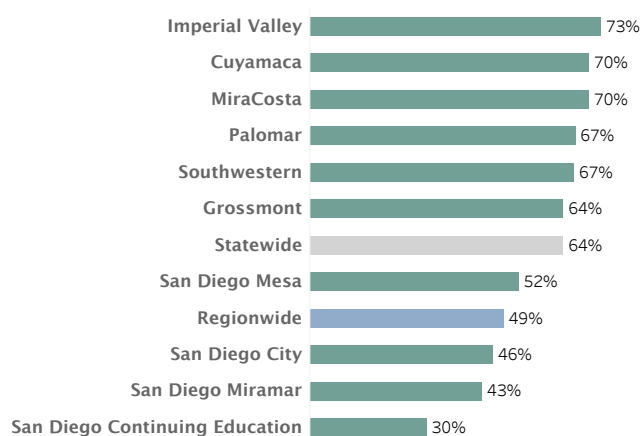
Course Retention Rate (2015-16)



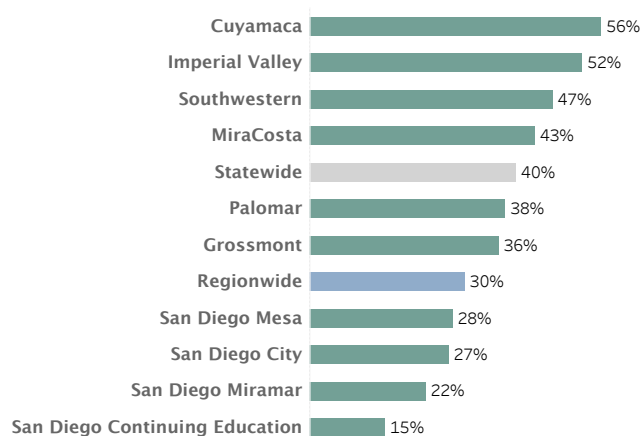
Course Success Rate (2015-16)



Term-to-Term Retention Rate (2015-16)



Persistence Rate (2015-16)




Note: If there were fewer than 10 students, the data for the metric were suppressed in the Chancellor's Office LaunchBoard.

TOP6 Program Title: Office Technology/Office Computer Applications
College: San Diego City


Academic Year
2016-17

Award Level	2014-15	2015-16	2016-17	Latest 3-Yr Avg
Associate Degree	5	4	8	6
Certificate 6 to < 18 semester units	11	3	5	6
Certificate 18 to < 30 semester units	7	7	2	5
Grand Total	23	14	15	17

of Students Who Earned Associate Degrees (2016-17)




of Students Who Earned a Degree or Certificate (2016-17)



of Students Who Earned a Locally-Issued Certificate (2016-17)



of Students Who Earned a Chancellor's Office Approved Certificate (2016-17)



Note: If there were fewer than 10 students, the data for the metric were suppressed in the Chancellor's Office LaunchBoard.

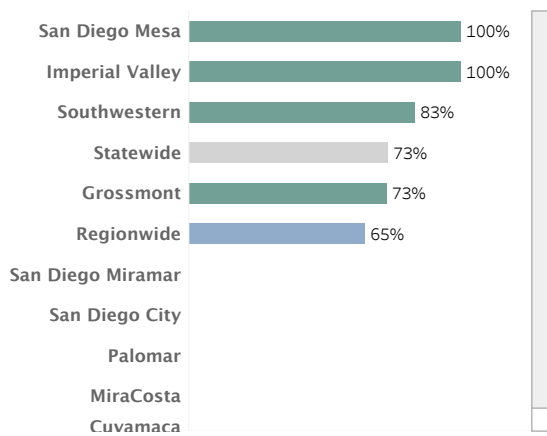
TOP6 Program Title: Office Technology/Office Computer Applications
College: San Diego City

Academic Year
2014-15

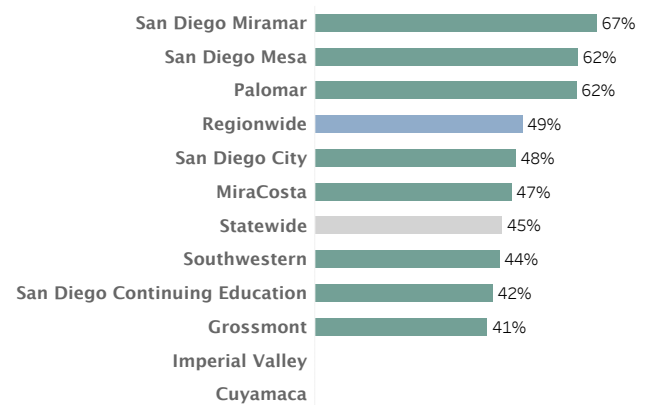
Metric		State	Region	San Diego City
% of Students Who Obtained a Job Closely Related to Field of Study	2014-15	73%	65%	
% of Students Who Attained a Living Wage	2014-15	45%	49%	48%
% Median Change in Earnings	2014-15	40%	37%	21%

Note: If there were fewer than 10 students, the data for the metric were suppressed in the Chancellor's Office LaunchBoard.

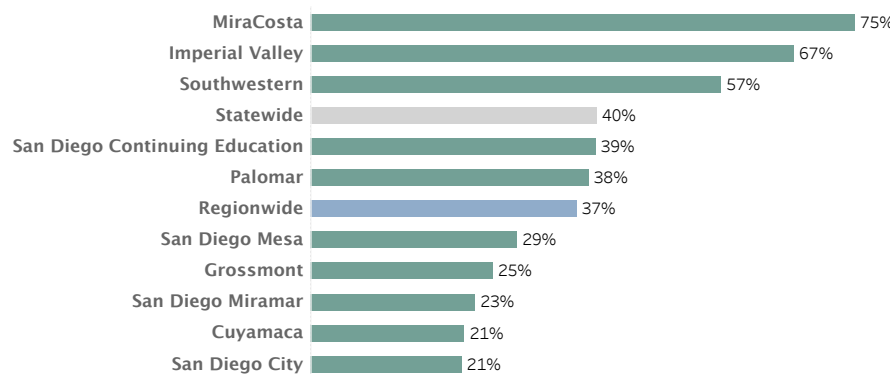
% of Students Who Obtained a Job Closely Related to Field of Study (2014-15)



% of Students Who Attained a Living Wage (2014-15)



% Median Change in Earnings (2014-15)



Note: If there were fewer than 10 students, the data for the metric were suppressed in the Chancellor's Office LaunchBoard.

Institution Name San Diego City	TOP6 Program Title Journalism	County San Diego
Occupation(s) that students would qualify for after completing this program: <ul style="list-style-type: none"> <input checked="" type="checkbox"/> Broadcast News Analysts <input checked="" type="checkbox"/> Dancers <input checked="" type="checkbox"/> Editors <input checked="" type="checkbox"/> Reporters and Correspondents <input checked="" type="checkbox"/> Writers and Authors 		

TOP6 Code	TOP6 Program Title	Institution Name
060200	Journalism	San Diego City



Catalog

Control Number	Catalog Name	Goal	Award
33094	Journalism	Transfer (All ADTs and Certificates of Achievement for CSU GE Breadth and IGETC)	A.A- T Degree

Refer to the Chancellor's Office Curriculum Inventory for the full list of catalog names by TOP code

TOP6 Program Title: Journalism

County: San Diego

Supply Gap Analysis



For the selected TOP6 code and occupations, there is a(n) **Supply Gap** of 319 jobs.

Annual Job Openings – 5 Yr Avg (Demand)

Occupation	
Writers and Authors	180
Editors	122
Reporters and Correspondents	23
Dancers	20
Broadcast News Analysts	5
Grand Total	350

Annual Program Awards – 3 Yr Avg (Supply)

Institution Name	
Grossmont	2
Palomar	8
San Diego City	3
San Diego Mesa	9
Southwestern	9
Grand Total	31

Education, Training, and Wages

Occupation	Typical Entry-Level Education	Typical On-The-Job Training	25th Pct. Wage	Median Wage
Writers and Authors	Bachelor's deg.	Long-term OJT	\$17.16	\$18.87
Editors	Bachelor's deg.	None	\$22.62	\$26.10
Reporters and Correspondents	Bachelor's deg.	None	\$18.29	\$21.54
Dancers	No formal ed cred.	Long-term OJT	\$15.69	\$17.60
Broadcast News Analysts	Bachelor's deg.	None	\$33.11	\$36.05

TOP6 Program Title: Journalism
County: San Diego

Annual Program Awards – 3 Yr Avg (Supply)

Award Level	Grossmont	Palomar	San Diego City	San Diego Mesa	Southwestern	Grand Total
Associate Degree	1	1			4	6
Associate Degree for Transfer		6	3	8	5	22
Certificate 18 to < 30 semester units				1		1
Certificate 30 to < 60 semester units	1	1				2
Grand Total	2	8	3	9	9	31

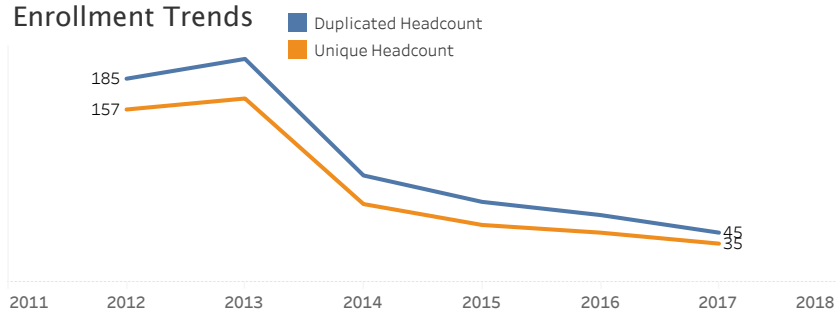
TOP6 Program Title: Journalism
College: San Diego City

Academic Year
2016-17

Enrollment Trends

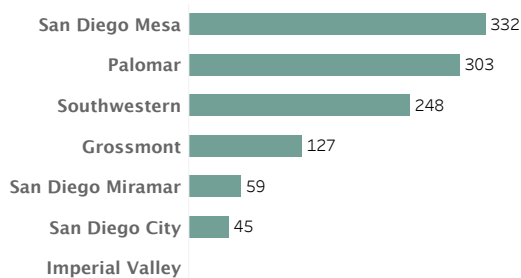
	Duplicated Headcount	Unique Headcount	Course Sections
2011-12	185	157	21
2012-13	203	167	23
2013-14	97	71	27
2014-15	73	52	12
2015-16	61	45	14
2016-17	45	35	10

Enrollment Trends

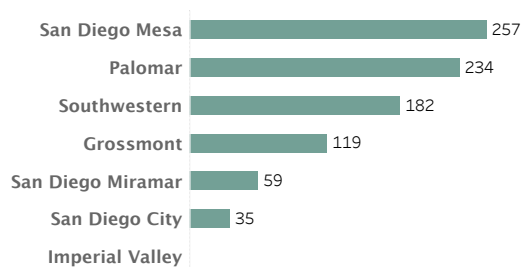


Note: If there were fewer than 10 students, the data for the metric were suppressed in the Chancellor's Office LaunchBoard.

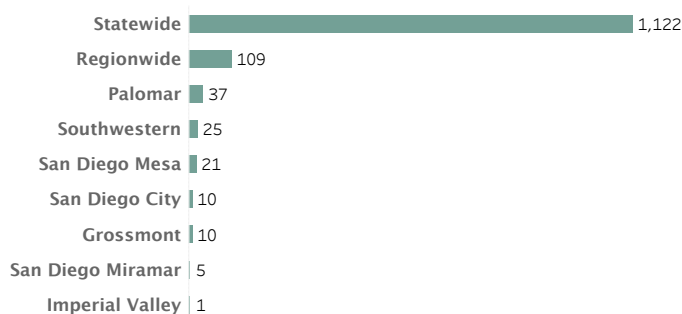
Duplicated Headcount: # Course Enrollments (2016-17)



Unique Headcount: # of Students Who Took 1+ Courses (2016-17)



Course Sections (2016-17)



Note: If there were fewer than 10 students, the data for the metric were suppressed in the Chancellor's Office LaunchBoard.

TOP6 Program Title: Journalism
College: San Diego City

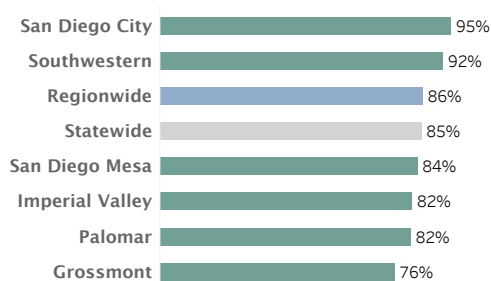
Academic Year
2015-16

Metric

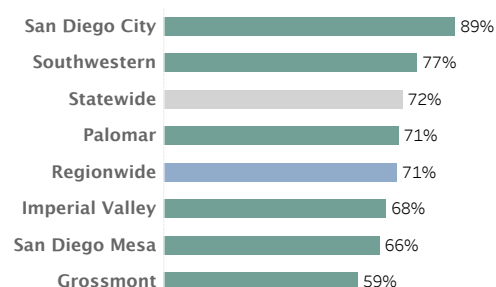
	2013-14	2014-15	2015-16	2016-17
Course Retention Rate	93%	81%	95%	96%
Course Success Rate	83%	73%	89%	87%
Term-to-Term Retention Rate	69%	76%	85%	76%
Persistence Rate	44%	48%	46%	

Note: If there were fewer than 10 students, the data for the metric were suppressed in the Chancellor's Office LaunchBoard.

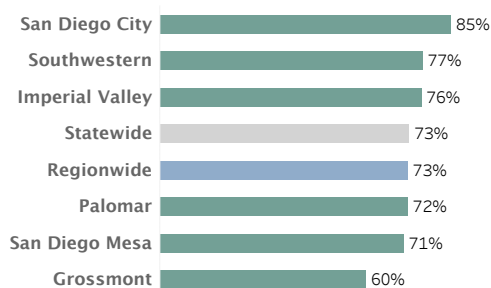
Course Retention Rate (2015-16)



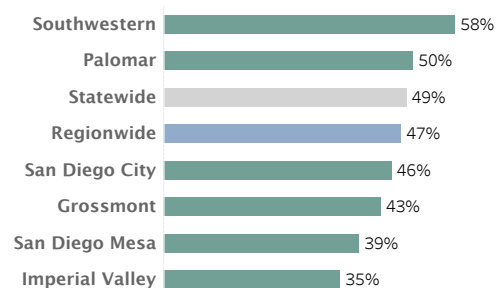
Course Success Rate (2015-16)



Term-to-Term Retention Rate (2015-16)



Persistence Rate (2015-16)



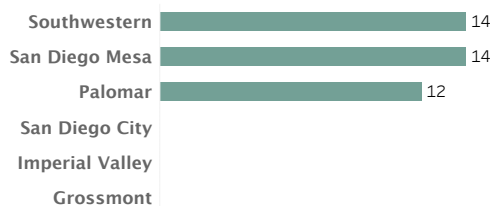
Note: If there were fewer than 10 students, the data for the metric were suppressed in the Chancellor's Office LaunchBoard.

TOP6 Program Title: Journalism
College: San Diego City

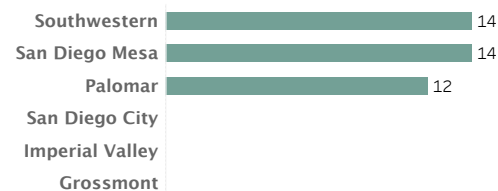
Academic Year
2016-17

Award Level	2014-15	2015-16	2016-17	Latest 3-Yr Avg
Associate Degree for Transfer	0	3	5	3
Grand Total	0	3	5	3

of Students Who Earned Associate Degrees (2016-17)



of Students Who Earned a Degree or Certificate (2016-17)



of Students Who Earned a Locally-Issued Certificate (2016-17)

Southwestern	0
San Diego Mesa	0
San Diego City	0
Palomar	0
Imperial Valley	0
Grossmont	0

of Students Who Earned a Chancellor's Office Approved Certificate (2016-17)

Southwestern	0
San Diego Mesa	0
San Diego City	0
Imperial Valley	0
Palomar	0
Grossmont	0

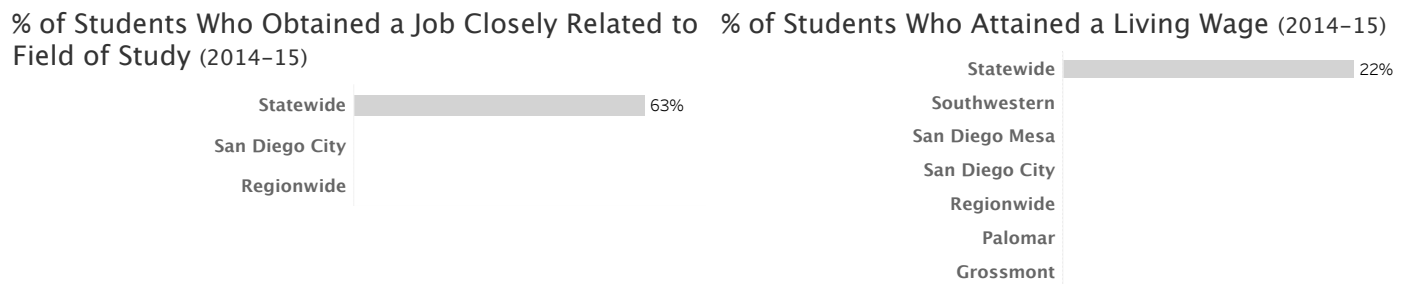
Note: If there were fewer than 10 students, the data for the metric were suppressed in the Chancellor's Office LaunchBoard.

TOP6 Program Title: Journalism
College: San Diego City

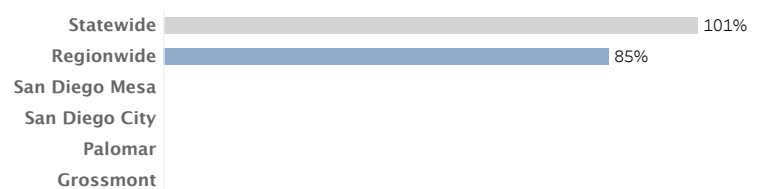
Academic Year
2014-15

Metric		State	Region	San Diego City
% of Students Who Obtained a Job Closely Related to Field of Study	2014-15	63%		
% of Students Who Attained a Living Wage	2014-15	22%		
% Median Change in Earnings	2014-15	101%	85%	

Note: If there were fewer than 10 students, the data for the metric were suppressed in the Chancellor's Office LaunchBoard.



% Median Change in Earnings (2014-15)



Note: If there were fewer than 10 students, the data for the metric were suppressed in the Chancellor's Office LaunchBoard.

Institution Name San Diego City	TOP6 Program Title Radio and Television	County San Diego
Occupation(s) that students would qualify for after completing this program: <ul style="list-style-type: none"> <input checked="" type="checkbox"/> Audio and Video Equipment Technicians <input checked="" type="checkbox"/> Broadcast News Analysts <input checked="" type="checkbox"/> Broadcast Technicians <input checked="" type="checkbox"/> Camera Operators, Television, Video, and Motion Picture <input checked="" type="checkbox"/> Film and Video Editors <input checked="" type="checkbox"/> Producers and Directors <input checked="" type="checkbox"/> Radio and Television Announcers <input checked="" type="checkbox"/> Sound Engineering Technicians 		

TOP6 Code	TOP6 Program Title	Institution Name
060400	Radio and Television	San Diego City



Catalog

Control Number	Catalog Name	Goal	Award
33683	Media, Management & Marketing	CTE (Limited to programs in CTE TOP codes other than ADTs)	Certificate of Achievement: 12 to fewer than 18 semester(or 18 to fewer than 27 quarter) units

Refer to the Chancellor's Office Curriculum Inventory for the full list of catalog names by TOP code

TOP6 Program Title: Radio and Television

County: San Diego

Supply Gap Analysis

Annual Job Openings
Community College Awards
Non-Community College Awards

Radio and Television 351

37

For the selected TOP6 code and occupations,
there is a(n) **Supply Gap** of 314 jobs.

Annual Job Openings – 5 Yr Avg (Demand)

Occupation	
Audio and Video Equipment Technicians	111
Producers and Directors	97
Broadcast Technicians	38
Film and Video Editors	32
Sound Engineering Technicians	27
Radio and Television Announcers	22
Camera Operators, Television, Video, and Motion Picture	19
Broadcast News Analysts	5
Grand Total	351

Annual Program Awards – 3 Yr Avg (Supply)

Institution Name	
Palomar	15
San Diego City	12
Southwestern	10
Grand Total	37

Education, Training, and Wages

Occupation	Typical Entry-Level Education	Typical On-The-Job Training	25th Pct. Wage	Median Wage
Audio and Video Equipment Technicians	Postsecondary nondeg. awd.	Short-term OJT	\$16.46	\$19.78
Producers and Directors	Bachelor's deg.	None	\$22.00	\$26.12
Broadcast Technicians	Associate degree	Short-term OJT	\$14.45	\$18.39
Film and Video Editors	Bachelor's deg.	None	\$24.49	\$28.34
Sound Engineering Technicians	Postsecondary nondeg. awd.	Short-term OJT	\$19.01	\$26.76
Radio and Television Announcers	Bachelor's deg.	None	\$25.53	\$34.22
Camera Operators, Television, Video, and Motion Picture	Bachelor's deg.	None	\$18.12	\$21.79
Broadcast News Analysts	Bachelor's deg.	None	\$33.11	\$36.05

TOP6 Program Title: Radio and Television
County: San Diego

Annual Program Awards – 3 Yr Avg (Supply)

Award Level	Palomar	San Diego City	Southwestern	Grand Total
Associate Degree	7		7	14
Certificate 6 to < 18 semester units		12	1	13
Certificate 18 to < 30 semester units			2	2
Certificate 30 to < 60 semester units	8			8
Grand Total	15	12	10	37

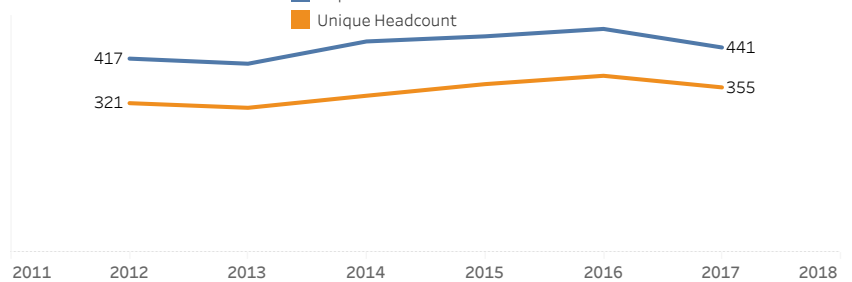
TOP6 Program Title: Radio and Television
 College: San Diego City

Academic Year
 2016-17

Enrollment Trends

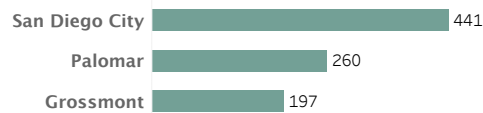
	Duplicated Headcount	Unique Headcount	Course Sections
2011-12	417	321	50
2012-13	406	311	48
2013-14	454	337	44
2014-15	465	362	39
2015-16	481	380	44
2016-17	441	355	27

Enrollment Trends

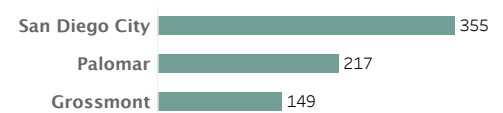


Note: If there were fewer than 10 students, the data for the metric were suppressed in the Chancellor's Office LaunchBoard.

Duplicated Headcount: # Course Enrollments (2016-17)



Unique Headcount: # of Students Who Took 1+ Courses (2016-17)



Course Sections (2016-17)



Note: If there were fewer than 10 students, the data for the metric were suppressed in the Chancellor's Office LaunchBoard.

TOP6 Program Title: Radio and Television
College: San Diego City

Academic Year
2015-16

Metric

	2013-14	2014-15	2015-16	2016-17
Course Retention Rate	84%	81%	81%	84%
Course Success Rate	70%	66%	66%	73%
Term-to-Term Retention Rate	72%	65%	66%	72%
Persistence Rate	41%	36%	41%	

Note: If there were fewer than 10 students, the data for the metric were suppressed in the Chancellor's Office LaunchBoard.

Course Retention Rate (2015-16)



Course Success Rate (2015-16)



Term-to-Term Retention Rate (2015-16)



Persistence Rate (2015-16)



Note: If there were fewer than 10 students, the data for the metric were suppressed in the Chancellor's Office LaunchBoard.

TOP6 Program Title: Radio and Television
College: San Diego City

Academic Year
2016-17

Award Level	2014-15	2015-16	2016-17	Latest 3-Yr Avg
Certificate 6 to < 18 semester units	14	8	14	12
Grand Total	14	8	14	12

of Students Who Earned Associate Degrees (2016-17)



of Students Who Earned a Degree or Certificate (2016-17)



of Students Who Earned a Locally-Issued Certificate (2016-17)



of Students Who Earned a Chancellor's Office Approved Certificate (2016-17)



Note: If there were fewer than 10 students, the data for the metric were suppressed in the Chancellor's Office LaunchBoard.

TOP6 Program Title: Radio and Television
College: San Diego City

Academic Year
2014-15

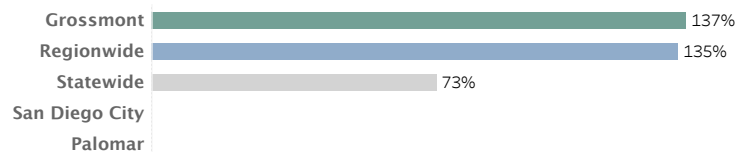
Metric		State	Region	San Diego City
% of Students Who Obtained a Job Closely Related to Field of Study	2014-15	52%		
% of Students Who Attained a Living Wage	2014-15	21%		
% Median Change in Earnings	2014-15	73%	135%	

Note: If there were fewer than 10 students, the data for the metric were suppressed in the Chancellor's Office LaunchBoard.

% of Students Who Obtained a Job Closely Related to Field of Study (2014-15) % of Students Who Attained a Living Wage (2014-15)



% Median Change in Earnings (2014-15)



Note: If there were fewer than 10 students, the data for the metric were suppressed in the Chancellor's Office LaunchBoard.

Institution Name San Diego City	TOP6 Program Title Radio	County San Diego
Occupation(s) that students would qualify for after completing this program: <ul style="list-style-type: none"> <input checked="" type="checkbox"/> Broadcast News Analysts <input checked="" type="checkbox"/> Broadcast Technicians <input checked="" type="checkbox"/> Producers and Directors <input checked="" type="checkbox"/> Radio and Television Announcers 		

TOP6 Code	TOP6 Program Title	Institution Name
060410	Radio	San Diego City



Catalog

Control Number	Catalog Name	Goal	Award
33160	Radio	CTE (Limited to programs in CTE TOP codes other than ADTs)	Certificate of Achievement: 12 to fewer than 18 semester(or 18 to fewer than 27 quarter) units

Refer to the Chancellor's Office Curriculum Inventory for the full list of catalog names by TOP code

TOP6 Program Title: Radio
County: San Diego

Supply Gap Analysis

Annual Job Openings
Community College Awards
Non-Community College Awards



For the selected TOP6 code and occupations, there is a(n) **Supply Gap** of 147 jobs.

Annual Job Openings – 5 Yr Avg (Demand)

Occupation	
Producers and Directors	97
Broadcast Technicians	38
Radio and Television Announcers	22
Broadcast News Analysts	5
Grand Total	162

Annual Program Awards – 3 Yr Avg (Supply)

Institution Name	
Grossmont	12
San Diego City	3
Grand Total	15

Education, Training, and Wages

Occupation	Typical Entry-Level Education	Typical On-The-Job Training	25th Pct. Wage	Median Wage
Producers and Directors	Bachelor's deg.	None	\$22.00	\$26.12
Broadcast Technicians	Associate degree	Short-term OJT	\$14.45	\$18.39
Radio and Television Announcers	Bachelor's deg.	None	\$25.53	\$34.22
Broadcast News Analysts	Bachelor's deg.	None	\$33.11	\$36.05

TOP6 Program Title: Radio
County: San Diego

Annual Program Awards – 3 Yr Avg (Supply)

Award Level	Grossmont	San Diego City	Grand Total
Associate Degree	5	1	6
Certificate 6 to < 18 semester units		1	1
Certificate 12 to < 18 semester units		1	1
Certificate 18 to < 30 semester units	1		1
Certificate 30 to < 60 semester units	6		6
Grand Total	12	3	15

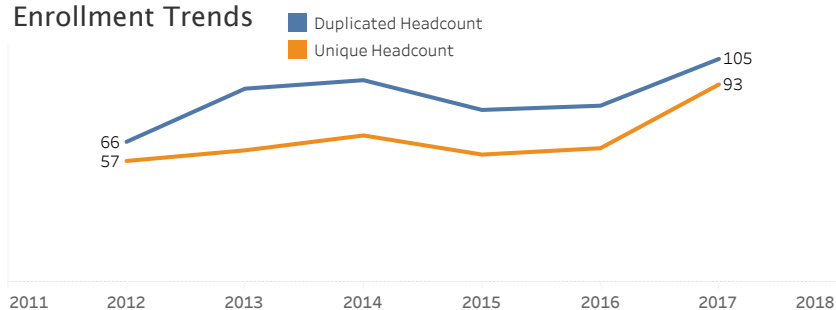
TOP6 Program Title: Radio
College: San Diego City

Academic Year
2016-17

Enrollment Trends

	Duplicated Headcount	Unique Headcount	Course Sections
2011-12	66	57	9
2012-13	91	62	12
2013-14	95	69	13
2014-15	81	60	11
2015-16	83	63	9
2016-17	105	93	10

Enrollment Trends




Note: If there were fewer than 10 students, the data for the metric were suppressed in the Chancellor's Office LaunchBoard.

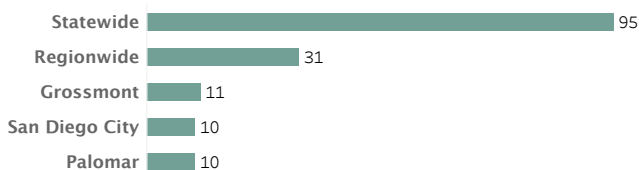
Duplicated Headcount: # Course Enrollments (2016-17)



Unique Headcount: # of Students Who Took 1+ Courses (2016-17)



Course Sections (2016-17)



Note: If there were fewer than 10 students, the data for the metric were suppressed in the Chancellor's Office LaunchBoard.

TOP6 Program Title: Radio
College: San Diego City

Academic Year
2015-16

Metric

	2013-14	2014-15	2015-16	2016-17
Course Retention Rate	89%	86%	89%	89%
Course Success Rate	87%	79%	78%	82%
Term-to-Term Retention Rate	69%	67%	71%	58%
Persistence Rate	40%	29%	43%	

Note: If there were fewer than 10 students, the data for the metric were suppressed in the Chancellor's Office LaunchBoard.

Course Retention Rate (2015-16)



Course Success Rate (2015-16)



Term-to-Term Retention Rate (2015-16)



Persistence Rate (2015-16)



Note: If there were fewer than 10 students, the data for the metric were suppressed in the Chancellor's Office LaunchBoard.

TOP6 Program Title: Radio
College: San Diego City

Academic Year
2016-17

Award Level	2014-15	2015-16	2016-17	Latest 3-Yr Avg
Associate Degree	1	1	0	1
Certificate 6 to < 18 semester units	0	0	1	0
Certificate 12 to < 18 semester units	0	0	1	0
Grand Total	1	1	2	1

of Students Who Earned Associate Degrees
(2016-17)

San Diego City	0
Grossmont	

of Students Who Earned a Degree or Certificate
(2016-17)

San Diego City	
Grossmont	

of Students Who Earned a Locally-Issued
Certificate (2016-17)

Grossmont	0
San Diego City	

of Students Who Earned a Chancellor's Office
Approved Certificate (2016-17)

San Diego City	
Grossmont	

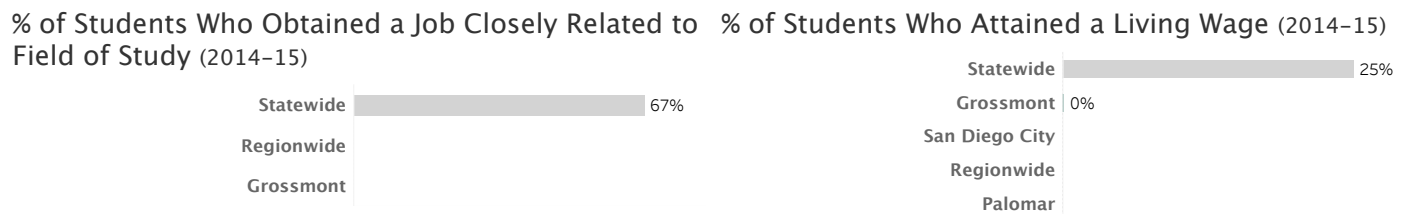
Note: If there were fewer than 10 students, the data for the metric were suppressed in the Chancellor's Office LaunchBoard.

TOP6 Program Title: Radio
College: San Diego City

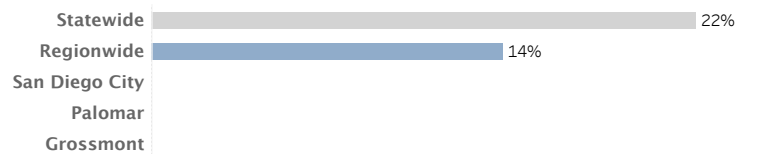
Academic Year
2014-15

Metric		State	Region	San Diego City
% of Students Who Obtained a Job Closely Related to Field of Study	2014-15	67%		
% of Students Who Attained a Living Wage	2014-15	25%		
% Median Change in Earnings	2014-15	22%	14%	

Note: If there were fewer than 10 students, the data for the metric were suppressed in the Chancellor's Office LaunchBoard.



% Median Change in Earnings (2014-15)



Note: If there were fewer than 10 students, the data for the metric were suppressed in the Chancellor's Office LaunchBoard.

Institution Name San Diego City	TOP6 Program Title Broadcast Journalism	County San Diego
Occupation(s) that students would qualify for after completing this program: <ul style="list-style-type: none"> <input checked="" type="checkbox"/> Broadcast News Analysts <input checked="" type="checkbox"/> Broadcast Technicians <input checked="" type="checkbox"/> Editors <input checked="" type="checkbox"/> Radio and Television Announcers <input checked="" type="checkbox"/> Reporters and Correspondents <input checked="" type="checkbox"/> Writers and Authors 		

TOP6 Code	TOP6 Program Title	Institution Name
060430	Broadcast Journalism	San Diego City



Catalog

Control Number	Catalog Name	Goal	Award
33761	Broadcast News	CTE (Limited to programs in CTE TOP codes other than ADTs)	Certificate of Achievement: 12 to fewer than 18 semester(or 18 to fewer than 27 quarter) units

Refer to the Chancellor's Office Curriculum Inventory for the full list of catalog names by TOP code

TOP6 Program Title: Broadcast Journalism
County: San Diego

Supply Gap Analysis

Annual Job Openings
Community College Awards
Non-Community College Awards



For the selected TOP6 code and occupations, there is a(n) **Supply Gap** of **386** jobs.

Annual Job Openings – 5 Yr Avg (Demand)

Occupation	
Writers and Authors	180
Editors	122
Broadcast Technicians	38
Reporters and Correspondents	23
Radio and Television Announcers	22
Broadcast News Analysts	5
Grand Total	390

Annual Program Awards – 3 Yr Avg (Supply)

Institution Name	
Palomar	1
San Diego City	3
Grand Total	4

Education, Training, and Wages

Occupation	Typical Entry-Level Education	Typical On-The-Job Training	25th Pct. Wage	Median Wage
Writers and Authors	Bachelor's deg.	Long-term OJT	\$17.16	\$18.87
Editors	Bachelor's deg.	None	\$22.62	\$26.10
Broadcast Technicians	Associate degree	Short-term OJT	\$14.45	\$18.39
Reporters and Correspondents	Bachelor's deg.	None	\$18.29	\$21.54
Radio and Television Announcers	Bachelor's deg.	None	\$25.53	\$34.22
Broadcast News Analysts	Bachelor's deg.	None	\$33.11	\$36.05

TOP6 Program Title: Broadcast Journalism
County: San Diego

Annual Program Awards – 3 Yr Avg (Supply)

Award Level	Palomar	San Diego City	Grand Total
Associate Degree		3	3
Certificate 6 to < 18 semester units	1		1
Grand Total	1	3	4

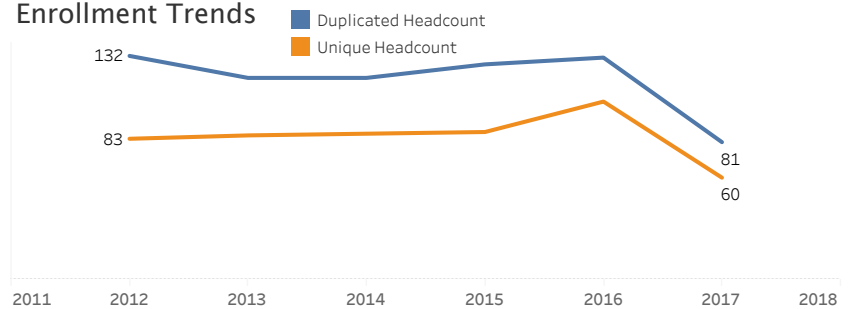
TOP6 Program Title: Broadcast Journalism
College: San Diego City

Academic Year
2016-17

Enrollment Trends

	Duplicated Headcount	Unique Headcount	Course Sections
2011-12	132	83	12
2012-13	119	85	11
2013-14	119	86	12
2014-15	127	87	14
2015-16	131	105	13
2016-17	81	60	9

Enrollment Trends



Note: If there were fewer than 10 students, the data for the metric were suppressed in the Chancellor's Office LaunchBoard.

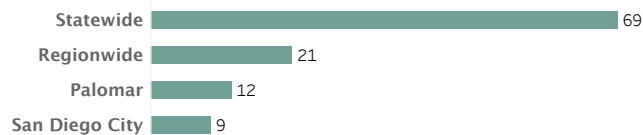
Duplicated Headcount: # Course Enrollments (2016-17)



Unique Headcount: # of Students Who Took 1+ Courses (2016-17)



Course Sections (2016-17)



Note: If there were fewer than 10 students, the data for the metric were suppressed in the Chancellor's Office LaunchBoard.

TOP6 Program Title: Broadcast Journalism
College: San Diego City

Academic Year
2015-16

Metric

	2013-14	2014-15	2015-16	2016-17
Course Retention Rate	91%	91%	82%	95%
Course Success Rate	76%	82%	72%	86%
Term-to-Term Retention Rate	79%	63%	71%	74%
Persistence Rate	45%	47%	41%	

Note: If there were fewer than 10 students, the data for the metric were suppressed in the Chancellor's Office LaunchBoard.

Course Retention Rate (2015-16)



Course Success Rate (2015-16)



Term-to-Term Retention Rate (2015-16)



Persistence Rate (2015-16)



Note: If there were fewer than 10 students, the data for the metric were suppressed in the Chancellor's Office LaunchBoard.

TOP6 Program Title: Broadcast Journalism
College: San Diego City

Academic Year
2016-17

Award Level	2014-15	2015-16	2016-17	Latest 3-Yr Avg
Associate Degree	3	1	4	3
Grand Total	3	1	4	3

of Students Who Earned Associate Degrees (2016-17)

Palomar	0
San Diego City	

of Students Who Earned a Degree or Certificate (2016-17)

San Diego City	
Palomar	

of Students Who Earned a Locally-Issued Certificate (2016-17)

San Diego City	0
Palomar	

of Students Who Earned a Chancellor's Office Approved Certificate (2016-17)

San Diego City	0
Palomar	0

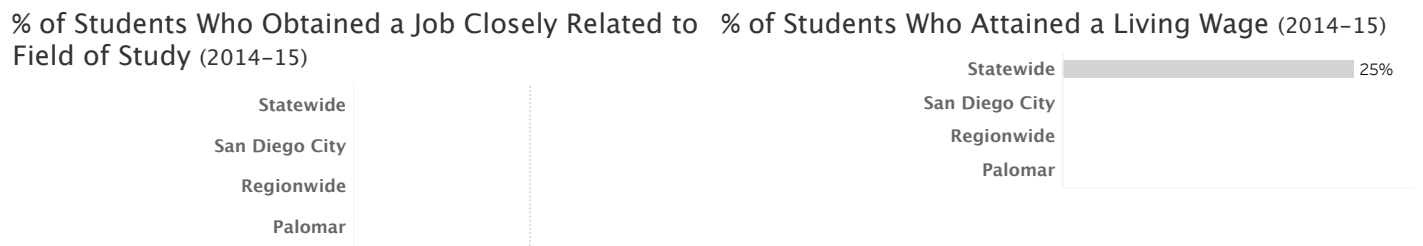
Note: If there were fewer than 10 students, the data for the metric were suppressed in the Chancellor's Office LaunchBoard.

TOP6 Program Title: Broadcast Journalism
College: San Diego City

Academic Year
2014-15

Metric	State	Region	San Diego City
% of Students Who Obtained a Job Closely Related to Field of Study	2014-15		
% of Students Who Attained a Living Wage	2014-15	25%	
% Median Change in Earnings	2014-15	6%	

Note: If there were fewer than 10 students, the data for the metric were suppressed in the Chancellor's Office LaunchBoard.



% Median Change in Earnings (2014-15)



Note: If there were fewer than 10 students, the data for the metric were suppressed in the Chancellor's Office LaunchBoard.

Institution Name San Diego City	TOP6 Program Title Film Production	County San Diego
Occupation(s) that students would qualify for after completing this program: <ul style="list-style-type: none"> <input checked="" type="checkbox"/> Camera Operators, Television, Video, and Motion Picture <input checked="" type="checkbox"/> Film and Video Editors <input checked="" type="checkbox"/> Multimedia Artists and Animators <input checked="" type="checkbox"/> Producers and Directors <input checked="" type="checkbox"/> Sound Engineering Technicians 		

TOP6 Code	TOP6 Program Title	Institution Name
061220	Film Production	San Diego City



Catalog

Control Number	Catalog Name	Goal	Award
09450	Video Production	CTE (Limited to programs in CTE TOP codes other than ADTs)	A.S. Degree
33511	Film Production	CTE (Limited to programs in CTE TOP codes other than ADTs)	A.S. Degree

Refer to the Chancellor's Office Curriculum Inventory for the full list of catalog names by TOP code

TOP6 Program Title: Film Production

County: San Diego

Supply Gap Analysis

Annual Job Openings
Community College Awards
Non-Community College Awards



For the selected TOP6 code and occupations,
there is a(n) **Supply Gap** of 215 jobs.

Annual Job Openings – 5 Yr Avg (Demand)

Occupation	
Producers and Directors	97
Multimedia Artists and Animators	58
Film and Video Editors	32
Sound Engineering Technicians	27
Camera Operators, Television, Video, and Motion Picture	19
Grand Total	233

Annual Program Awards – 3 Yr Avg (Supply)

Institution Name	
San Diego City	18
Grand Total	18

Education, Training, and Wages

Occupation	Typical Entry-Level Education	Typical On-The-Job Training	25th Pct. Wage	Median Wage
Producers and Directors	Bachelor's deg.	None	\$22.00	\$26.12
Multimedia Artists and Animators	Bachelor's deg.	None	\$14.67	\$25.42
Film and Video Editors	Bachelor's deg.	None	\$24.49	\$28.34
Sound Engineering Technicians	Postsecondary nondeg. awd.	Short-term OJT	\$19.01	\$26.76
Camera Operators, Television, Video, and Motion Picture	Bachelor's deg.	None	\$18.12	\$21.79

TOP6 Program Title: Film Production
County: San Diego

Annual Program Awards – 3 Yr Avg (Supply)

Award Level	San Diego City	Grand Total
Associate Degree	5	5
Certificate 6 to < 18 semester units	12	12
Certificate 12 to < 18 semester units	1	1
Grand Total	18	18

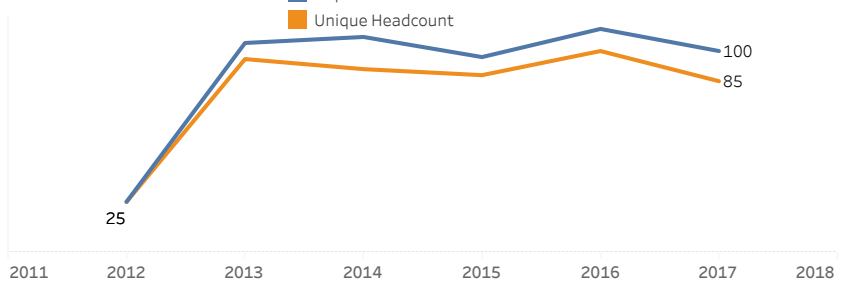
TOP6 Program Title: Film Production
 College: San Diego City

Academic Year
 2016-17

Enrollment Trends

	Duplicated Headcount	Unique Headcount	Course Sections
2011-12	25	25	2
2012-13	104	96	6
2013-14	107	91	6
2014-15	97	88	8
2015-16	111	100	6
2016-17	100	85	5

Enrollment Trends




Note: If there were fewer than 10 students, the data for the metric were suppressed in the Chancellor's Office LaunchBoard.

Duplicated Headcount: # Course Enrollments (2016-17)



Unique Headcount: # of Students Who Took 1+ Courses (2016-17)



Course Sections (2016-17)



Note: If there were fewer than 10 students, the data for the metric were suppressed in the Chancellor's Office LaunchBoard.

TOP6 Program Title: Film Production
College: San Diego City

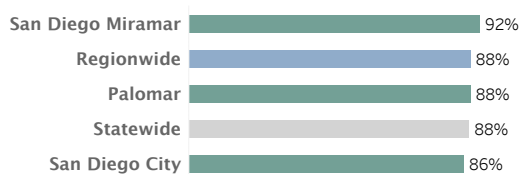
Academic Year
2015-16

Metric

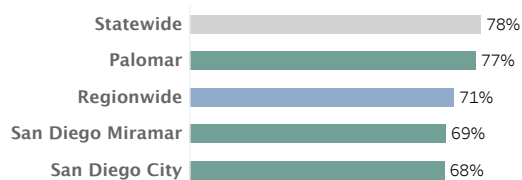
	2013-14	2014-15	2015-16	2016-17
Course Retention Rate	78%	79%	86%	93%
Course Success Rate	55%	66%	68%	78%
Term-to-Term Retention Rate	48%	64%	62%	64%
Persistence Rate	28%	31%	43%	

Note: If there were fewer than 10 students, the data for the metric were suppressed in the Chancellor's Office LaunchBoard.

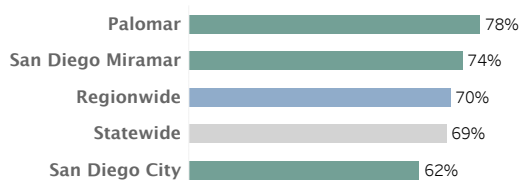
Course Retention Rate (2015-16)



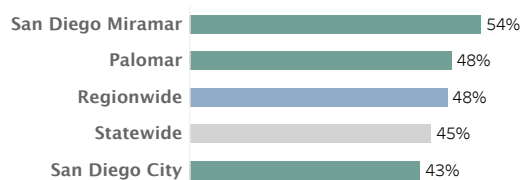
Course Success Rate (2015-16)



Term-to-Term Retention Rate (2015-16)



Persistence Rate (2015-16)



Note: If there were fewer than 10 students, the data for the metric were suppressed in the Chancellor's Office LaunchBoard.

TOP6 Program Title: Film Production
College: San Diego City

Academic Year
2016-17

Award Level	2014-15	2015-16	2016-17	Latest 3-Yr Avg
Associate Degree	8	6	1	5
Certificate 6 to < 18 semester units	14	9	14	12
Certificate 12 to < 18 semester units	0	1	2	1
Grand Total	22	16	17	18

of Students Who Earned Associate Degrees
(2016-17)

San Diego City

of Students Who Earned a Degree or Certificate
(2016-17)

San Diego City

16

of Students Who Earned a Locally-Issued
Certificate (2016-17)

San Diego City

14

of Students Who Earned a Chancellor's Office
Approved Certificate (2016-17)

San Diego City

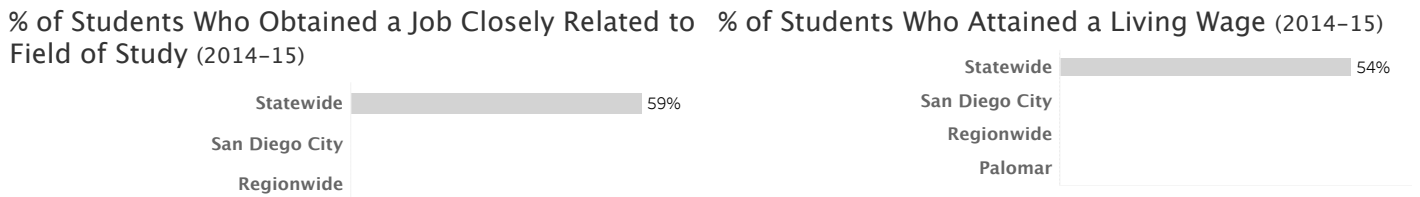
Note: If there were fewer than 10 students, the data for the metric were suppressed in the Chancellor's Office LaunchBoard.

TOP6 Program Title: Film Production
College: San Diego City

Academic Year
2014-15

Metric		State	Region	San Diego City
% of Students Who Obtained a Job Closely Related to Field of Study	2014-15	59%		
% of Students Who Attained a Living Wage	2014-15	54%		
% Median Change in Earnings	2014-15	18%		

Note: If there were fewer than 10 students, the data for the metric were suppressed in the Chancellor's Office LaunchBoard.



% Median Change in Earnings (2014-15)



Note: If there were fewer than 10 students, the data for the metric were suppressed in the Chancellor's Office LaunchBoard.

Institution Name San Diego City	TOP6 Program Title Digital Media	County San Diego
Occupation(s) that students would qualify for after completing this program: <ul style="list-style-type: none"> <input checked="" type="checkbox"/> Desktop Publishers <input checked="" type="checkbox"/> Graphic Designers <input checked="" type="checkbox"/> Multimedia Artists and Animators <input checked="" type="checkbox"/> Photographers <input checked="" type="checkbox"/> Prepress Technicians and Workers 		

TOP6 Code	TOP6 Program Title	Institution Name
061400	Digital Media	San Diego City



Catalog

Control Number	Catalog Name	Goal	Award
33441	Digital Media Production	CTE (Limited to programs in CTE TOP codes other than ADTs)	Certificate of Achievement: 12 to fewer than 18 semester(or 18 to fewer than 27 quarter) units

Refer to the Chancellor's Office Curriculum Inventory for the full list of catalog names by TOP code

TOP6 Program Title: Digital Media

County: San Diego

Supply Gap Analysis

Annual Job Openings
Community College Awards
Non-Community College Awards



For the selected TOP6 code and occupations,
there is a(n) **Supply Gap** of 609 jobs.

Annual Job Openings – 5 Yr Avg (Demand)

Occupation	
Graphic Designers	357
Photographers	197
Multimedia Artists and Animators	58
Prepress Technicians and Workers	32
Desktop Publishers	14
Grand Total	658

Annual Program Awards – 3 Yr Avg (Supply)

Institution Name	
MiraCosta	15
Palomar	14
San Diego City	8
National University	1
Platt College–San Diego	11
Grand Total	49

Education, Training, and Wages

Occupation	Typical Entry-Level Education	Typical On-The-Job Training	25th Pct. Wage	Median Wage
Graphic Designers	Bachelor's deg.	None	\$17.76	\$20.58
Photographers	HS diploma/equiv.	Long-term OJT	\$14.91	\$17.61
Multimedia Artists and Animators	Bachelor's deg.	None	\$14.67	\$25.42
Prepress Technicians and Workers	Postsecondary nondeg. awd.	None	\$15.13	\$22.03
Desktop Publishers	Associate degree	Short-term OJT	\$15.55	\$25.60

TOP6 Program Title: Digital Media
County: San Diego

Annual Program Awards – 3 Yr Avg (Supply)

Award Level	MiraCosta	Palomar	San Diego City	National University	Platt College–San Diego	Grand Total
Associate degree	5	5		1	10	21
Award 1 < 2 academic yrs					1	1
Certificate 6 to < 18 semester units	3	2	8			13
Certificate 30 to < 60 semester units	7	7				14
Grand Total	15	14	8	1	11	49

TOP6 Program Title: Digital Media
College: San Diego City

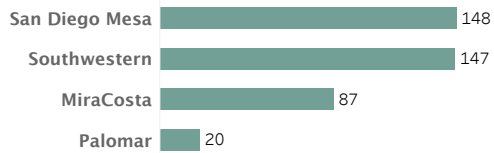
Academic Year
2016-17

Enrollment Trends

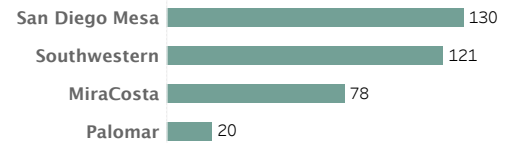
Enrollment Trends

Note: If there were fewer than 10 students, the data for the metric were suppressed in the Chancellor's Office LaunchBoard.


Duplicated Headcount: # Course Enrollments
(2016-17)



Unique Headcount: # of Students Who Took 1+
Courses (2016-17)



Course Sections (2016-17)



Note: If there were fewer than 10 students, the data for the metric were suppressed in the Chancellor's Office LaunchBoard.

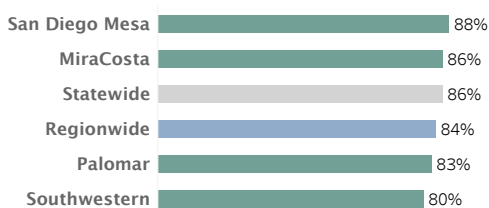
TOP6 Program Title: Digital Media
College: San Diego City

Academic Year
2015-16

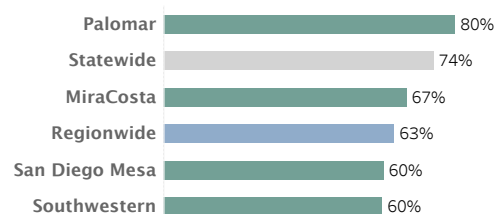
Metric

Note: If there were fewer than 10 students, the data for the metric were suppressed in the Chancellor's Office LaunchBoard.

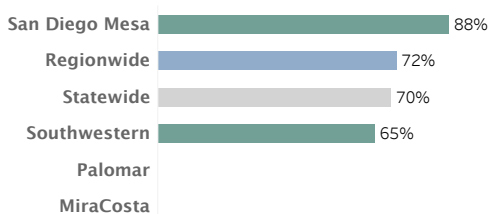
Course Retention Rate (2015-16)



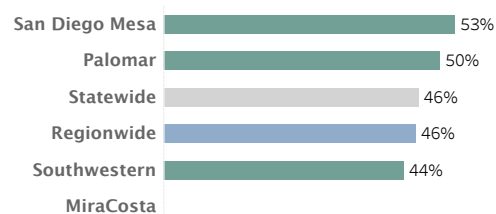
Course Success Rate (2015-16)



Term-to-Term Retention Rate (2015-16)



Persistence Rate (2015-16)



Note: If there were fewer than 10 students, the data for the metric were suppressed in the Chancellor's Office LaunchBoard.

TOP6 Program Title: Digital Media
College: San Diego City

Academic Year
2016-17

Award Level	2014-15	2015-16	2016-17	Latest 3-Yr Avg
Certificate 6 to < 18 semester units	6	2	16	8
Grand Total	6	2	16	8

of Students Who Earned Associate Degrees
(2016-17)



of Students Who Earned a Degree or Certificate
(2016-17)



of Students Who Earned a Locally-Issued
Certificate (2016-17)



of Students Who Earned a Chancellor's Office
Approved Certificate (2016-17)



Note: If there were fewer than 10 students, the data for the metric were suppressed in the Chancellor's Office LaunchBoard.

TOP6 Program Title: Digital Media
College: San Diego City

Academic Year
2014-15


Metric		State	Region	San Diego City
% of Students Who Obtained a Job Closely Related to Field of Study	2014-15	53%		
% of Students Who Attained a Living Wage	2014-15	38%	44%	
% Median Change in Earnings	2014-15	38%	46%	

Note: If there were fewer than 10 students, the data for the metric were suppressed in the Chancellor's Office LaunchBoard.

% of Students Who Obtained a Job Closely Related to Field of Study (2014-15) % of Students Who Attained a Living Wage (2014-15)



% Median Change in Earnings (2014-15)



Note: If there were fewer than 10 students, the data for the metric were suppressed in the Chancellor's Office LaunchBoard.

Institution Name San Diego City	TOP6 Program Title Computer Information Systems	County San Diego
Occupation(s) that students would qualify for after completing this program: <ul style="list-style-type: none"> <input checked="" type="checkbox"/> Computer Network Architects <input checked="" type="checkbox"/> Computer Occupations, All Other <input checked="" type="checkbox"/> Computer Systems Analysts <input checked="" type="checkbox"/> Computer User Support Specialists <input checked="" type="checkbox"/> Information Security Analysts <input checked="" type="checkbox"/> Network and Computer Systems Administrators 		

TOP6 Code	TOP6 Program Title	Institution Name
070200	Computer Information Systems	San Diego City



Catalog

Control Number	Catalog Name	Goal	Award
09454	Computer Information Systems	CTE (Limited to programs in CTE TOP codes other than ADTs)	A.S. Degree

Refer to the Chancellor's Office Curriculum Inventory for the full list of catalog names by TOP code

TOP6 Program Title: Computer Information Systems

County: San Diego

Supply Gap Analysis

Annual Job Openings
Community College Awards
Non-Community College Awards



For the selected TOP6 code and occupations,
there is a(n) **Supply Gap** of 1,964 jobs.

Annual Job Openings – 5 Yr Avg (Demand)

Occupation	
Computer User Support Specialists	552
Computer Systems Analysts	512
Computer Occupations, All Other	477
Network and Computer Systems Administrators	272
Computer Network Architects	119
Information Security Analysts	86
Grand Total	2,018

Annual Program Awards – 3 Yr Avg (Supply)

Institution Name	
MiraCosta	1
Palomar	15
San Diego City	5
San Diego Mesa	18
San Diego Miramar	11
Southwestern	4
Grand Total	54

Education, Training, and Wages

Occupation	Typical Entry-Level Education	Typical On-The-Job Training	25th Pct. Wage	Median Wage
Computer User Support Specialists	Some college, no deg.	None	\$22.56	\$27.42
Computer Systems Analysts	Bachelor's deg.	None	\$34.78	\$44.77
Computer Occupations, All Other	Bachelor's deg.	None	\$28.64	\$41.30
Network and Computer Systems Administrators	Bachelor's deg.	None	\$33.85	\$41.27
Computer Network Architects	Bachelor's deg.	None	\$44.01	\$56.82
Information Security Analysts	Bachelor's deg.	None	\$37.16	\$46.62

TOP6 Program Title: Computer Information Systems
County: San Diego

Annual Program Awards – 3 Yr Avg (Supply)

Award Level	MiraCosta	Palomar	San Diego City	San Diego Mesa	San Diego Miramar	Southwestern	Grand Total
Associate Degree		7	4	8	6	3	28
Certificate 6 to < 18 semester units	1			1	1	1	4
Certificate 30 to < 60 semester units		8	1	9	4		22
Grand Total	1	15	5	18	11	4	54

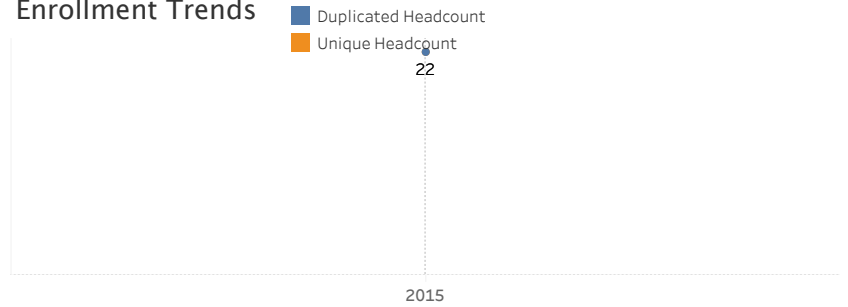
TOP6 Program Title: Computer Information Systems
College: San Diego City

Academic Year
2016-17

Enrollment Trends

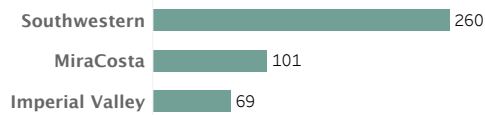
	Duplicated Headcount	Unique Headcount	Course Sections
2014-15	22	22	1

Enrollment Trends

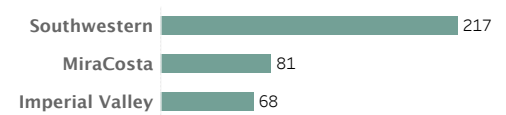


Note: If there were fewer than 10 students, the data for the metric were suppressed in the Chancellor's Office LaunchBoard.

Duplicated Headcount: # Course Enrollments (2016-17)



Unique Headcount: # of Students Who Took 1+ Courses (2016-17)



Course Sections (2016-17)



Note: If there were fewer than 10 students, the data for the metric were suppressed in the Chancellor's Office LaunchBoard.

TOP6 Program Title: Computer Information Systems
College: San Diego City

Academic Year
2015-16

Metric

Note: If there were fewer than 10 students, the data for the metric were suppressed in the Chancellor's Office LaunchBoard.

Course Retention Rate (2015-16)



Course Success Rate (2015-16)



Term-to-Term Retention Rate (2015-16)



Persistence Rate (2015-16)



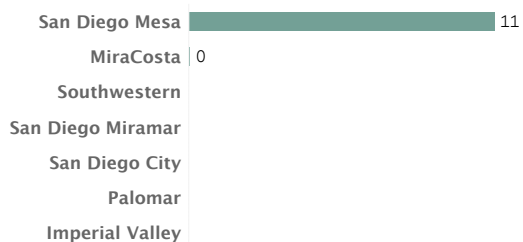
Note: If there were fewer than 10 students, the data for the metric were suppressed in the Chancellor's Office LaunchBoard.

TOP6 Program Title: Computer Information Systems
College: San Diego City

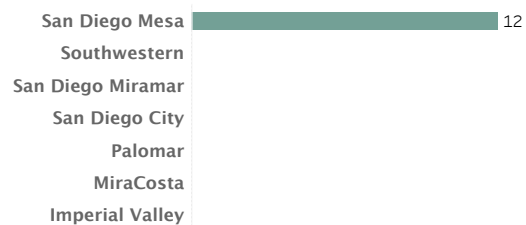
Academic Year
2016-17

Award Level	2014-15	2015-16	2016-17	Latest 3-Yr Avg
Associate Degree	5	7	1	4
Certificate 30 to < 60 semester units	1	1	0	1
Grand Total	6	8	1	5

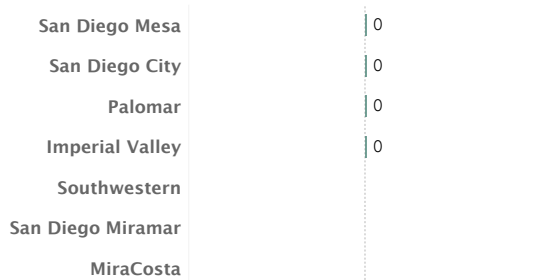
of Students Who Earned Associate Degrees (2016-17)



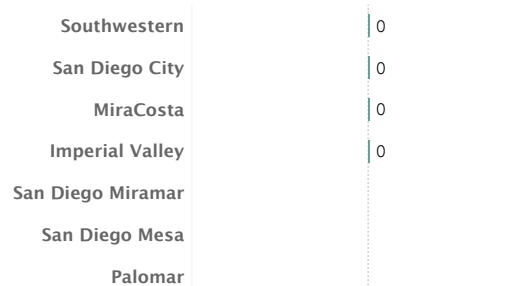
of Students Who Earned a Degree or Certificate (2016-17)



of Students Who Earned a Locally-Issued Certificate (2016-17)



of Students Who Earned a Chancellor's Office Approved Certificate (2016-17)



Note: If there were fewer than 10 students, the data for the metric were suppressed in the Chancellor's Office LaunchBoard.

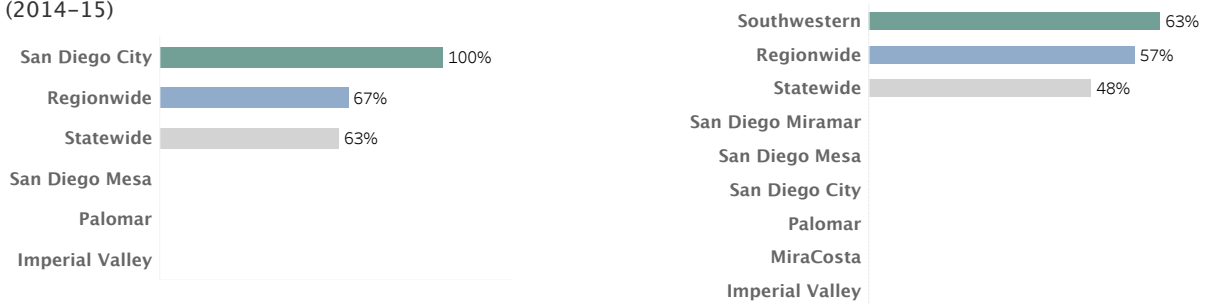
TOP6 Program Title: Computer Information Systems
College: San Diego City

Academic Year
2014-15

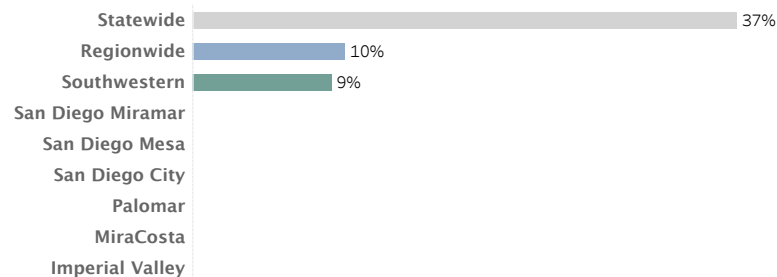
Metric		State	Region	San Diego City
% of Students Who Obtained a Job Closely Related to Field of Study	2014-15	63%	67%	100%
% of Students Who Attained a Living Wage	2014-15	48%	57%	
% Median Change in Earnings	2014-15	37%	10%	

Note: If there were fewer than 10 students, the data for the metric were suppressed in the Chancellor's Office LaunchBoard.

% of Students Who Obtained a Job Closely Related to Field of Study (2014-15) % of Students Who Attained a Living Wage (2014-15)



% Median Change in Earnings (2014-15)



Note: If there were fewer than 10 students, the data for the metric were suppressed in the Chancellor's Office LaunchBoard.

Institution Name San Diego City	TOP6 Program Title Software Applications	County San Diego
Occupation(s) that students would qualify for after completing this program: <ul style="list-style-type: none"> <input checked="" type="checkbox"/> Administrative Services Managers <input checked="" type="checkbox"/> Computer User Support Specialists <input checked="" type="checkbox"/> Data Entry Keyers <input checked="" type="checkbox"/> First-Line Supervisors of Office and Administrative Support Workers <input checked="" type="checkbox"/> Web Developers <input checked="" type="checkbox"/> Word Processors and Typists 		

TOP6 Code	TOP6 Program Title	Institution Name
070210	Software Applications	San Diego City



Catalog

Control Number	Catalog Name	Goal	Award
22327	Computer Information Systems: Microcomputer Professional	CTE (Limited to programs in CTE TOP codes other than ADTs)	Certificate of Achievement: 18 or greater semester(or 27 or greater quarter) units
36567	Business Information Worker II	CTE (Limited to programs in CTE TOP codes other than ADTs)	Certificate of Achievement: 12 to fewer than 18 semester(or 18 to fewer than 27 quarter) units
36568	Business Information Worker	CTE (Limited to programs in CTE TOP codes other than ADTs)	A.S. Degree

Refer to the Chancellor's Office Curriculum Inventory for the full list of catalog names by TOP code

TOP6 Program Title: Software Applications

County: San Diego

Supply Gap Analysis

Annual Job Openings
Community College Awards
Non-Community College Awards

Software Applications 2,980

24

For the selected TOP6 code and occupations,
there is a(n) **Supply Gap** of 2,956 jobs.

Annual Job Openings – 5 Yr Avg (Demand)

Occupation	
First-Line Supervisors of Office and Administrative Support Workers	1,548
Computer User Support Specialists	552
Administrative Services Managers	353
Data Entry Keyers	228
Web Developers	201
Word Processors and Typists	98
Grand Total	2,980

Annual Program Awards – 3 Yr Avg (Supply)

Institution Name	
Grossmont	2
MiraCosta	10
San Diego City	1
San Diego Continuing Education	6
San Diego Miramar	2
Southwestern	3
Grand Total	24

Education, Training, and Wages

Occupation	Typical Entry-Level Education	Typical On-The-Job Training	25th Pct. Wage	Median Wage
First-Line Supervisors of Office and Administrative Support Workers	HS diploma/equiv.	None	\$21.65	\$27.00
Computer User Support Specialists	Some college, no deg.	None	\$22.56	\$27.42
Administrative Services Managers	Bachelor's deg.	None	\$31.83	\$40.31
Data Entry Keyers	HS diploma/equiv.	Short-term OJT	\$13.37	\$15.43
Web Developers	Associate degree	None	\$16.60	\$22.67
Word Processors and Typists	HS diploma/equiv.	Short-term OJT	\$17.85	\$19.96

TOP6 Program Title: Software Applications
County: San Diego

Annual Program Awards – 3 Yr Avg (Supply)

Award Level	Grossmont	MiraCosta	San Diego City	San Diego Continuing Education	San Diego Miramar	Southwestern	Grand Total
Associate Degree	1	1				1	3
Certificate 6 to < 18 semester units		2			2		4
Certificate 12 to < 18 semester units		5	1			1	7
Certificate 18 to < 30 semester units	1	2				1	4
Noncredit award 48 to < 96 hours				6			6
Grand Total	2	10	1	6	2	3	24

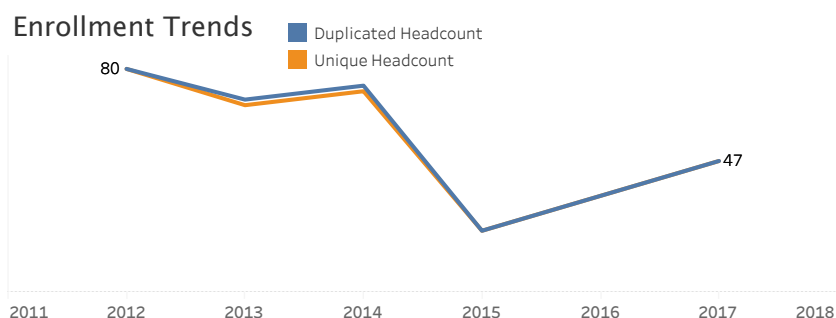
TOP6 Program Title: Software Applications
College: San Diego City

Academic Year
2016-17

Enrollment Trends

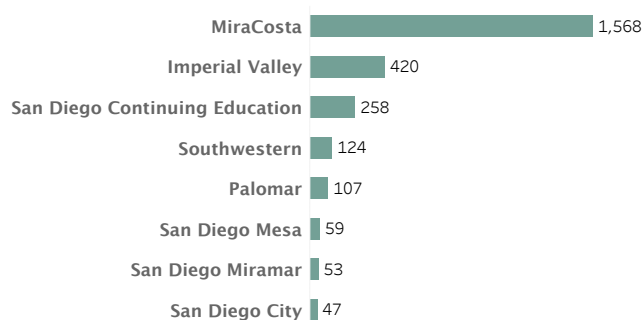
	Duplicated Headcount	Unique Headcount	Course Sections
2011-12	80	80	3
2012-13	69	67	3
2013-14	74	72	3
2014-15	22	22	1
2016-17	47	47	2

Enrollment Trends

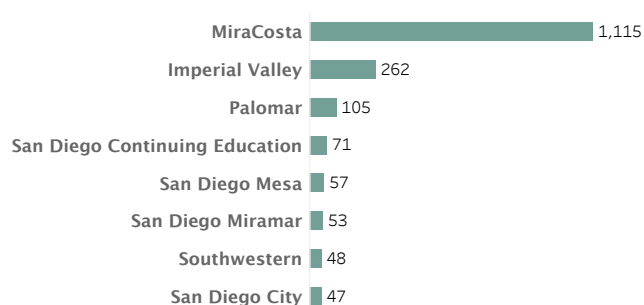


Note: If there were fewer than 10 students, the data for the metric were suppressed in the Chancellor's Office LaunchBoard.

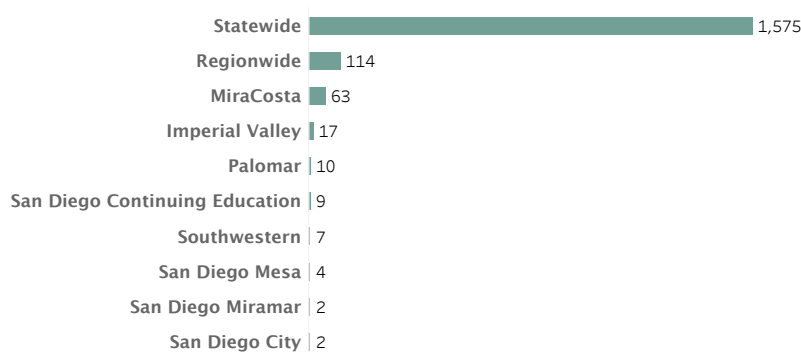
Duplicated Headcount: # Course Enrollments (2016-17)



Unique Headcount: # of Students Who Took 1+ Courses (2016-17)



Course Sections (2016-17)



Note: If there were fewer than 10 students, the data for the metric were suppressed in the Chancellor's Office LaunchBoard.

TOP6 Program Title: Software Applications
College: San Diego City

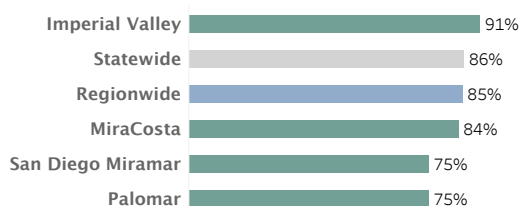
Academic Year
2015-16

Metric

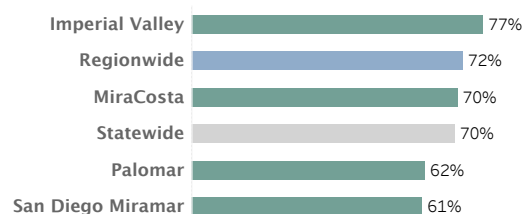
	2013-14	2014-15	2016-17
Course Retention Rate	76%	59%	64%
Course Success Rate	64%		45%
Term-to-Term Retention Rate	51%	57%	67%
Persistence Rate	28%		

Note: If there were fewer than 10 students, the data for the metric were suppressed in the Chancellor's Office LaunchBoard.

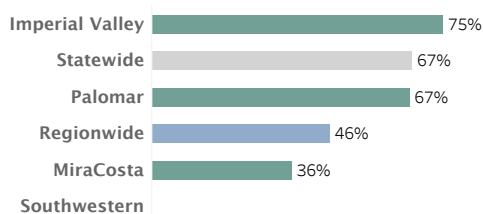
Course Retention Rate (2015-16)



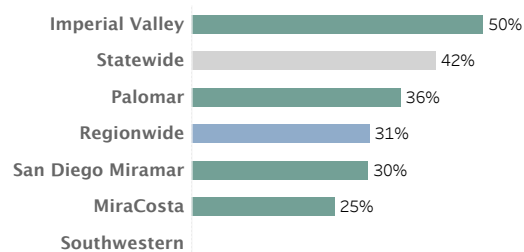
Course Success Rate (2015-16)



Term-to-Term Retention Rate (2015-16)



Persistence Rate (2015-16)



Note: If there were fewer than 10 students, the data for the metric were suppressed in the Chancellor's Office LaunchBoard.

TOP6 Program Title: Software Applications
College: San Diego City

Academic Year
2016-17

Award Level	2014-15	2015-16	2016-17	Latest 3-Yr Avg
Certificate 12 to < 18 semester units	0	1	0	0
Grand Total	0	1	0	0

of Students Who Earned Associate Degrees (2016-17)

Southwestern	0
San Diego Miramar	0
San Diego Continuing Education	0
MiraCosta	0
Grossmont	0

of Students Who Earned a Degree or Certificate (2016-17)

San Diego Continuing Education	18
Southwestern	
San Diego Miramar	
MiraCosta	
Grossmont	

of Students Who Earned a Locally-Issued Certificate (2016-17)

Southwestern	0
San Diego Continuing Education	0
Grossmont	0
San Diego Miramar	
MiraCosta	

of Students Who Earned a Chancellor's Office Approved Certificate (2016-17)

San Diego Continuing Education	18
San Diego Miramar	0
Southwestern	
MiraCosta	
Grossmont	

Note: If there were fewer than 10 students, the data for the metric were suppressed in the Chancellor's Office LaunchBoard.

TOP6 Program Title: Software Applications
College: San Diego City

Academic Year
2014-15

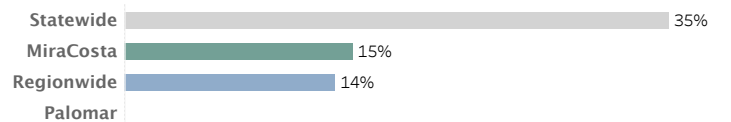
Metric		State	Region	San Diego City
% of Students Who Obtained a Job Closely Related to Field of Study	2014-15	63%	88%	
% of Students Who Attained a Living Wage	2014-15	55%	52%	
% Median Change in Earnings	2014-15	35%	14%	

Note: If there were fewer than 10 students, the data for the metric were suppressed in the Chancellor's Office LaunchBoard.

% of Students Who Obtained a Job Closely Related to Field of Study (2014-15) % of Students Who Attained a Living Wage (2014-15)



% Median Change in Earnings (2014-15)



Note: If there were fewer than 10 students, the data for the metric were suppressed in the Chancellor's Office LaunchBoard.

Institution Name San Diego City	TOP6 Program Title Computer Infrastructure and Support	County San Diego
Occupation(s) that students would qualify for after completing this program: <ul style="list-style-type: none"> <input checked="" type="checkbox"/> Computer Network Architects <input checked="" type="checkbox"/> Computer Network Support Specialists <input checked="" type="checkbox"/> Computer User Support Specialists <input checked="" type="checkbox"/> Database Administrators <input checked="" type="checkbox"/> Information Security Analysts <input checked="" type="checkbox"/> Network and Computer Systems Administrators 		

TOP6 Code	TOP6 Program Title	Institution Name
070800	Computer Infrastructure and Support	San Diego City



Catalog

Control Number	Catalog Name	Goal	Award
31309	Information Technology Management	CTE (Limited to programs in CTE TOP codes other than ADTs)	Certificate of Achievement: 18 or greater semester(or 27 or greater quarter) units
35589	Desktop Support Technician II	CTE (Limited to programs in CTE TOP codes other than ADTs)	Certificate of Achievement: 18 or greater semester(or 27 or greater quarter) units
36754	Cybersecurity	CTE (Limited to programs in CTE TOP codes other than ADTs)	Certificate of Achievement: 18 or greater semester(or 27 or greater quarter) units

Refer to the Chancellor's Office Curriculum Inventory for the full list of catalog names by TOP code

TOP6 Program Title: Computer Infrastructure and Support

County: San Diego

Supply Gap Analysis

Annual Job Openings
Community College Awards
Non-Community College Awards

Computer Infrastructure and Support

1,272



For the selected TOP6 code and occupations, there is a(n) **Supply Gap** of 1,238 jobs.

Annual Job Openings – 5 Yr Avg (Demand)

Occupation	
Computer User Support Specialists	552
Network and Computer Systems Administrators	272
Computer Network Support Specialists	153
Computer Network Architects	119
Database Administrators	90
Information Security Analysts	86
Grand Total	1,272

Annual Program Awards – 3 Yr Avg (Supply)

Institution Name	
San Diego City	13
San Diego Continuing Education	9
California Miramar University	1
Coleman University	11
Grand Total	34

Education, Training, and Wages

Occupation	Typical Entry-Level Education	Typical On-The-Job Training	25th Pct. Wage	Median Wage
Computer User Support Specialists	Some college, no deg.	None	\$22.56	\$27.42
Network and Computer Systems Administrators	Bachelor's deg.	None	\$33.85	\$41.27
Computer Network Support Specialists	Associate degree	None	\$26.55	\$33.56
Computer Network Architects	Bachelor's deg.	None	\$44.01	\$56.82
Database Administrators	Bachelor's deg.	None	\$34.44	\$45.09
Information Security Analysts	Bachelor's deg.	None	\$37.16	\$46.62

TOP6 Program Title: Computer Infrastructure and Support
County: San Diego

Annual Program Awards – 3 Yr Avg (Supply)

Award Level	San Diego City	San Diego Continuing Education	California Miramar University	Coleman University	Grand Total
Associate Degree	7			11	18
Award < 1 academic yr			1		1
Certificate 6 to < 18 semester units	1				1
Certificate 18 to < 30 semester units	5				5
Noncredit award 96 to < 144 hours		7			7
Noncredit award 192 to < 288 hours		2			2
Grand Total	13	9	1	11	34

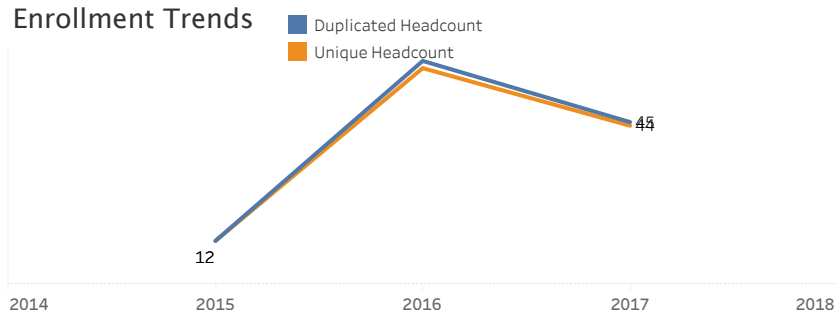
TOP6 Program Title: Computer Infrastructure and Support
 College: San Diego City

Academic Year
 2016-17

Enrollment Trends

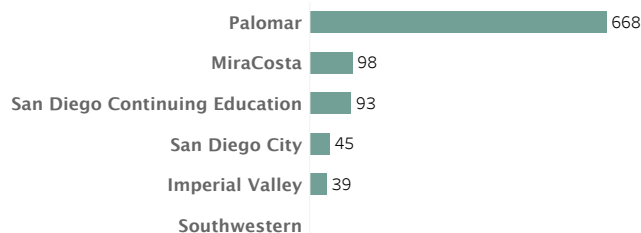
	Duplicated Headcount	Unique Headcount	Course Sections
2014-15	12	12	1
2015-16	62	60	2
2016-17	45	44	2

Enrollment Trends

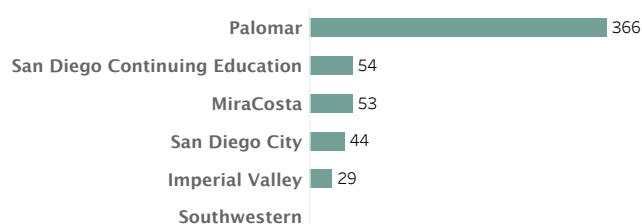


Note: If there were fewer than 10 students, the data for the metric were suppressed in the Chancellor's Office LaunchBoard.

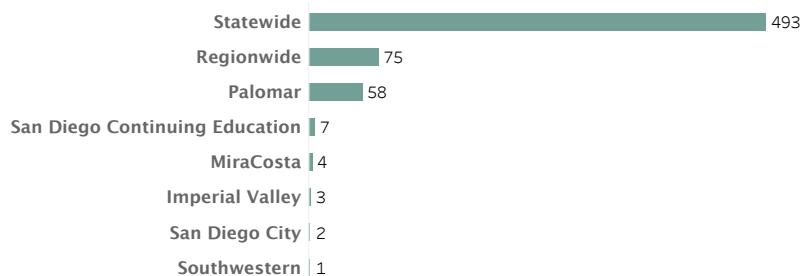
Duplicated Headcount: # Course Enrollments (2016-17)



Unique Headcount: # of Students Who Took 1+ Courses (2016-17)



Course Sections (2016-17)



Note: If there were fewer than 10 students, the data for the metric were suppressed in the Chancellor's Office LaunchBoard.

TOP6 Program Title: Computer Infrastructure and Support
College: San Diego City

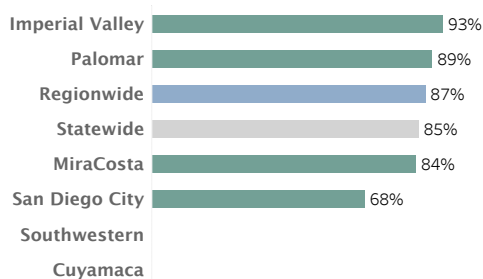
Academic Year
2015-16

Metric

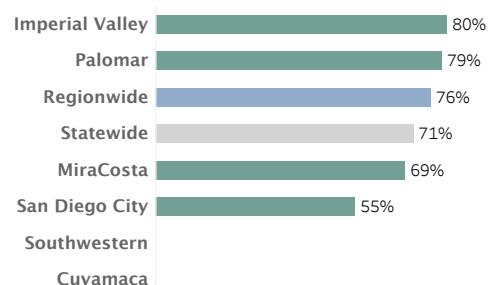
	2014-15	2015-16	2016-17
Course Retention Rate	100%	68%	89%
Course Success Rate	100%	55%	73%
Term-to-Term Retention Rate		39%	
Persistence Rate			

Note: If there were fewer than 10 students, the data for the metric were suppressed in the Chancellor's Office LaunchBoard.

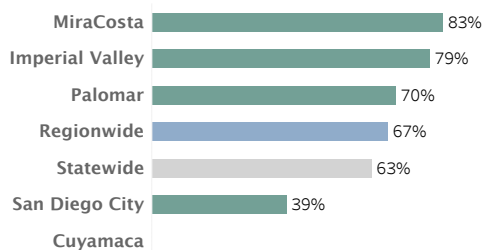
Course Retention Rate (2015-16)



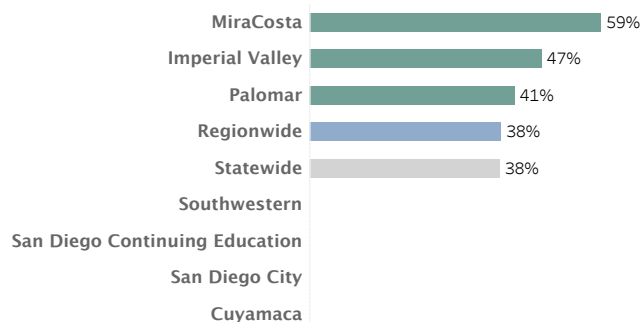
Course Success Rate (2015-16)



Term-to-Term Retention Rate (2015-16)



Persistence Rate (2015-16)



Note: If there were fewer than 10 students, the data for the metric were suppressed in the Chancellor's Office LaunchBoard.

TOP6 Program Title: Computer Infrastructure and Support
College: San Diego City

Academic Year
2016-17

Award Level	2014-15	2015-16	2016-17	Latest 3-Yr Avg
Associate Degree	6	5	9	7
Certificate 6 to < 18 semester units	1	0	0	0
Certificate 18 to < 30 semester units	6	2	8	5
Grand Total	13	7	17	12

of Students Who Earned Associate Degrees (2016-17)

San Diego Continuing Education	0
Imperial Valley	0
San Diego City	

of Students Who Earned a Degree or Certificate (2016-17)

San Diego Continuing Education	22
San Diego City	13
Imperial Valley	

of Students Who Earned a Locally-Issued Certificate (2016-17)

San Diego Continuing Education	0
San Diego City	0
Imperial Valley	0

of Students Who Earned a Chancellor's Office Approved Certificate (2016-17)

San Diego Continuing Education	22
San Diego City	
Imperial Valley	

Note: If there were fewer than 10 students, the data for the metric were suppressed in the Chancellor's Office LaunchBoard.

TOP6 Program Title: Computer Infrastructure and Support
College: San Diego City

Academic Year
2014-15

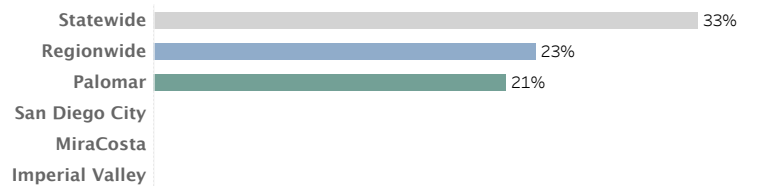
Metric		State	Region	San Diego City
% of Students Who Obtained a Job Closely Related to Field of Study	2014-15	76%	88%	
% of Students Who Attained a Living Wage	2014-15	66%	60%	
% Median Change in Earnings	2014-15	33%	23%	

Note: If there were fewer than 10 students, the data for the metric were suppressed in the Chancellor's Office LaunchBoard.

% of Students Who Obtained a Job Closely Related to Field of Study (2014-15) % of Students Who Attained a Living Wage (2014-15)



% Median Change in Earnings (2014-15)



Note: If there were fewer than 10 students, the data for the metric were suppressed in the Chancellor's Office LaunchBoard.

Institution Name San Diego City	TOP6 Program Title Fitness Trainer	County San Diego
Occupation(s) that students would qualify for after completing this program: <input checked="" type="checkbox"/> Athletic Trainers <input checked="" type="checkbox"/> Fitness Trainers and Aerobics Instructors		

TOP6 Code	TOP6 Program Title	Institution Name
083520	Fitness Trainer	San Diego City



Catalog

Control Number	Catalog Name	Goal	Award
07072	Fitness Specialist	CTE (Limited to programs in CTE TOP codes other than ADTs)	Certificate of Achievement: 18 or greater semester(or 27 or greater quarter) units

Refer to the Chancellor's Office Curriculum Inventory for the full list of catalog names by TOP code

TOP6 Program Title: Fitness Trainer

County: San Diego

Supply Gap Analysis



For the selected TOP6 code and occupations, there is a(n) **Supply Gap** of 887 jobs.

Annual Job Openings – 5 Yr Avg (Demand)

Occupation	
Fitness Trainers and Aerobics Instructors	988
Athletic Trainers	15
Grand Total	1,003

Annual Program Awards – 3 Yr Avg (Supply)

Institution Name	
MiraCosta	65
Palomar	1
San Diego City	9
San Diego Mesa	4
San Diego Miramar	21
Southwestern	9
Mueller College	7
Grand Total	116

Education, Training, and Wages

Occupation	Typical Entry-Level Education	Typical On-The-Job Training	25th Pct. Wage	Median Wage
Fitness Trainers and Aerobics Instructors	HS diploma/equiv.	Short-term OJT	\$13.04	\$19.68
Athletic Trainers	Bachelor's deg.	None	\$21.75	\$24.46

TOP6 Program Title: Fitness Trainer
County: San Diego

Annual Program Awards – 3 Yr Avg (Supply)

Award Level	MiraCosta	Palomar	San Diego City	San Diego Mesa	San Diego Miramar	Southwestern	Mueller College	Grand Total
Award < 1 academic yr							7	7
Certificate 6 to < 18 semester units	38				1			39
Certificate 12 to < 18 semester units	20							20
Certificate 18 to < 30 semester units	7		9	4	20	8		48
Certificate 30 to < 60 semester units		1						1
Credit Award < 6 semester units						1		1
Grand Total	65	1	9	4	21	9	7	116

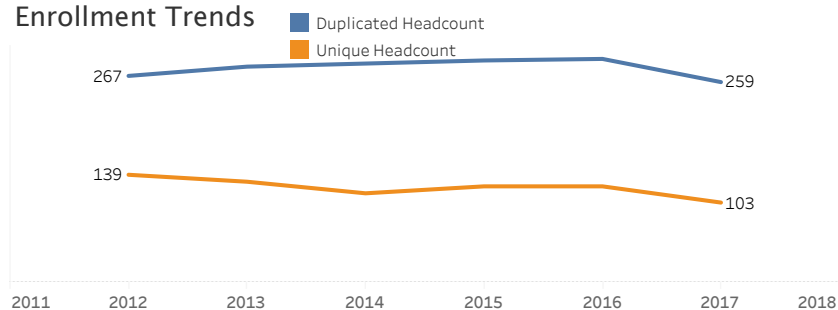
TOP6 Program Title: Fitness Trainer
College: San Diego City

Academic Year
 2016-17

Enrollment Trends

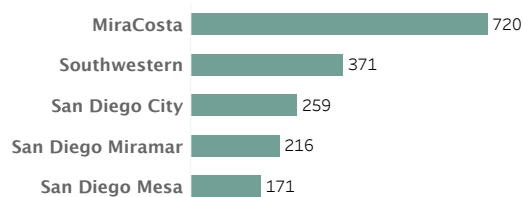
	Duplicated Headcount	Unique Headcount	Course Sections
2011-12	267	139	11
2012-13	279	130	11
2013-14	283	115	11
2014-15	287	124	15
2015-16	289	124	15
2016-17	259	103	14

Enrollment Trends

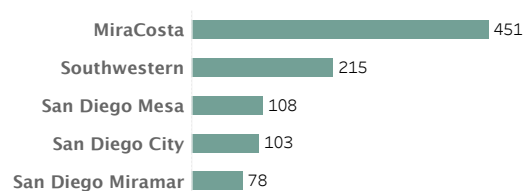


Note: If there were fewer than 10 students, the data for the metric were suppressed in the Chancellor's Office LaunchBoard.

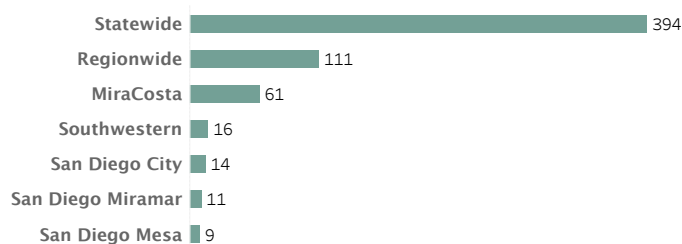
Duplicated Headcount: # Course Enrollments (2016-17)



Unique Headcount: # of Students Who Took 1+ Courses (2016-17)



Course Sections (2016-17)



Note: If there were fewer than 10 students, the data for the metric were suppressed in the Chancellor's Office LaunchBoard.

TOP6 Program Title: Fitness Trainer
College: San Diego City

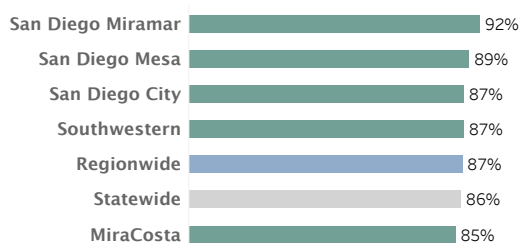
Academic Year
2015-16

Metric

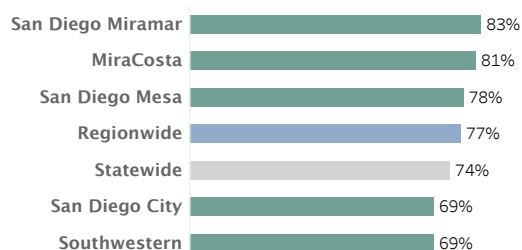
	2013-14	2014-15	2015-16	2016-17
Course Retention Rate	84%	83%	87%	85%
Course Success Rate	70%	67%	69%	72%
Term-to-Term Retention Rate	66%	67%	68%	62%
Persistence Rate	39%	34%	37%	

Note: If there were fewer than 10 students, the data for the metric were suppressed in the Chancellor's Office LaunchBoard.

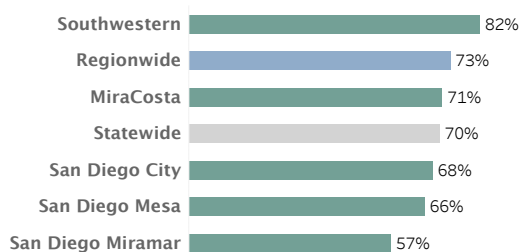
Course Retention Rate (2015-16)



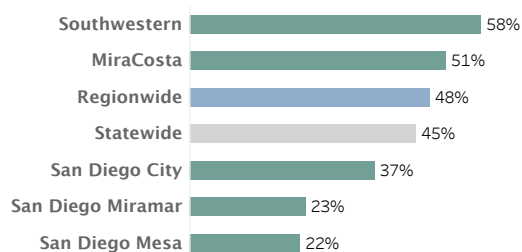
Course Success Rate (2015-16)



Term-to-Term Retention Rate (2015-16)



Persistence Rate (2015-16)



Note: If there were fewer than 10 students, the data for the metric were suppressed in the Chancellor's Office LaunchBoard.

TOP6 Program Title: Fitness Trainer
College: San Diego City

Academic Year
2016-17

Award Level	2014-15	2015-16	2016-17	Latest 3-Yr Avg
Certificate 18 to < 30 semester units	9	11	7	9
Grand Total	9	11	7	9

of Students Who Earned Associate Degrees (2016-17)

Southwestern	0
San Diego Miramar	0
San Diego Mesa	0
San Diego City	0
MiraCosta	0

of Students Who Earned a Degree or Certificate (2016-17)

MiraCosta	66
San Diego Miramar	18
Southwestern	
San Diego Mesa	
San Diego City	

of Students Who Earned a Locally-Issued Certificate (2016-17)

MiraCosta	55
Southwestern	0
San Diego Mesa	0
San Diego City	0
San Diego Miramar	

of Students Who Earned a Chancellor's Office Approved Certificate (2016-17)

San Diego Miramar	17
MiraCosta	13
Southwestern	
San Diego Mesa	
San Diego City	

Note: If there were fewer than 10 students, the data for the metric were suppressed in the Chancellor's Office LaunchBoard.

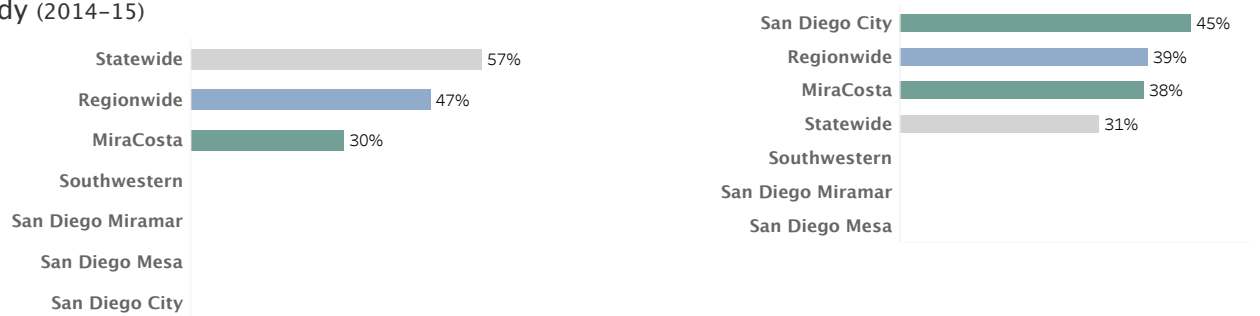
TOP6 Program Title: Fitness Trainer
College: San Diego City

Academic Year
2014-15

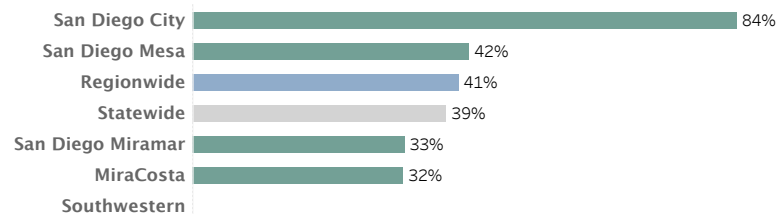
Metric		State	Region	San Diego City
% of Students Who Obtained a Job Closely Related to Field of Study	2014-15	57%	47%	
% of Students Who Attained a Living Wage	2014-15	31%	39%	45%
% Median Change in Earnings	2014-15	39%	41%	84%

Note: If there were fewer than 10 students, the data for the metric were suppressed in the Chancellor's Office LaunchBoard.

% of Students Who Obtained a Job Closely Related to Field of Study (2014-15) % of Students Who Attained a Living Wage (2014-15)



% Median Change in Earnings (2014-15)



Note: If there were fewer than 10 students, the data for the metric were suppressed in the Chancellor's Office LaunchBoard.

Institution Name San Diego City	TOP6 Program Title Electronics and Electric Technology	County San Diego
Occupation(s) that students would qualify for after completing this program: <ul style="list-style-type: none"> <input checked="" type="checkbox"/> Electric Motor, Power Tool, and Related Repairers <input checked="" type="checkbox"/> Electrical and Electronics Engineering Technicians <input checked="" type="checkbox"/> Electrical and Electronics Installers and Repairers, Transportation Equipment <input checked="" type="checkbox"/> Electrical and Electronics Repairers, Commercial and Industrial Equipment <input checked="" type="checkbox"/> Electrical and Electronics Repairers, Powerhouse, Substation, and Relay <input checked="" type="checkbox"/> Electronics Engineers, Except Computer 		

TOP6 Code	TOP6 Program Title	Institution Name
093400	Electronics and Electric Technology	San Diego City



Catalog

Control Number	Catalog Name	Goal	Award
05238	Electronics	CTE (Limited to programs in CTE TOP codes other than ADTs)	Certificate of Achievement: 18 or greater semester(or 27 or greater quarter) units
18024	Electronics: Military Electronics Technology	CTE (Limited to programs in CTE TOP codes other than ADTs)	A.S. Degree

Refer to the Chancellor's Office Curriculum Inventory for the full list of catalog names by TOP code

TOP6 Program Title: Electronics and Electric Technology

County: San Diego

Supply Gap Analysis

Annual Job Openings
Community College Awards
Non-Community College Awards



For the selected TOP6 code and occupations, there is a(n) **Supply Gap** of 720 jobs.

Annual Job Openings – 5 Yr Avg (Demand)

Occupation	
Electronics Engineers, Except Computer	403
Electrical and Electronics Engineering Technicians	275
Electrical and Electronics Repairers, Commercial and Industrial Equipment	91
Electric Motor, Power Tool, and Related Repairers	37
Electrical and Electronics Installers and Repairers, Transportation Equipment	22
Electrical and Electronics Repairers, Powerhouse, Substation, and Relay	15
Grand Total	843

Annual Program Awards – 3 Yr Avg (Supply)

Institution Name	
San Diego City	3
San Diego Continuing Education	120
Grand Total	123

Education, Training, and Wages

Occupation	Typical Entry-Level Education	Typical On-The-Job Training	25th Pct. Wage	Median Wage
Electronics Engineers, Except Computer	Bachelor's deg.	None	\$48.38	\$59.11
Electrical and Electronics Engineering Technicians	Associate degree	None	\$25.06	\$32.46
Electrical and Electronics Repairers, Commercial and Industrial Equipment	Postsecondary nondeg. awd.	Long-term OJT	\$24.93	\$29.04
Electric Motor, Power Tool, and Related Repairers	HS diploma/equiv.	Moderate-term OJT	\$29.30	\$37.66
Electrical and Electronics Installers and Repairers, Transportation Equipment	Postsecondary nondeg. awd.	Long-term OJT	\$26.04	\$28.74
Electrical and Electronics Repairers, Powerhouse, Substation, and Relay	Postsecondary nondeg. awd.	Moderate-term OJT	\$43.61	\$51.40

TOP6 Program Title: Electronics and Electric Technology
County: San Diego

Annual Program Awards – 3 Yr Avg (Supply)

Award Level	San Diego City	San Diego Continuing Education	Grand Total
Certificate 6 to < 18 semester units	1		1
Certificate 18 to < 30 semester units	2		2
Noncredit award 288 to < 480 hours		86	86
Noncredit award 480 to < 960 hours		34	34
Grand Total	3	120	123

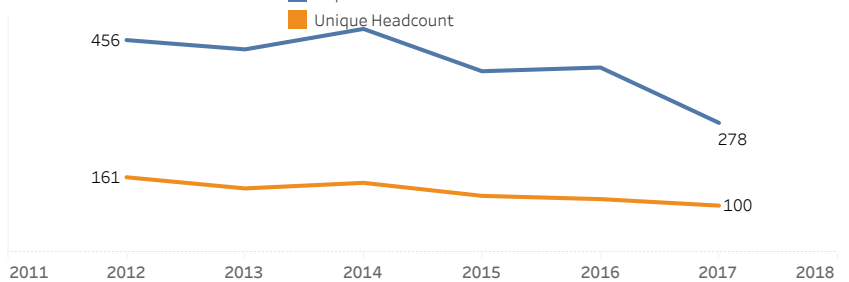
TOP6 Program Title: Electronics and Electric Technology
College: San Diego City

Academic Year
2016-17

Enrollment Trends

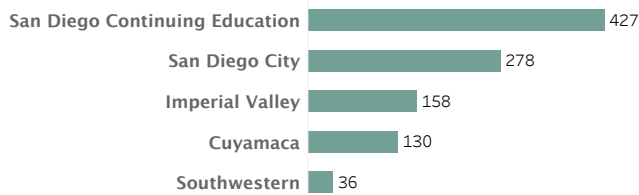
	Duplicated Headcount	Unique Headcount	Course Sections
2011-12	456	161	29
2012-13	436	137	25
2013-14	480	149	29
2014-15	389	121	28
2015-16	397	114	24
2016-17	278	100	14

Enrollment Trends

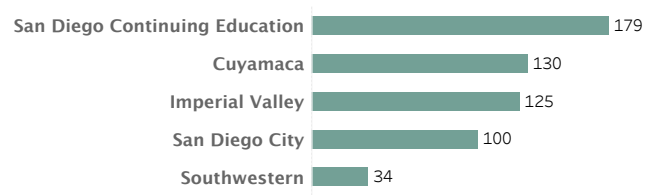


Note: If there were fewer than 10 students, the data for the metric were suppressed in the Chancellor's Office LaunchBoard.

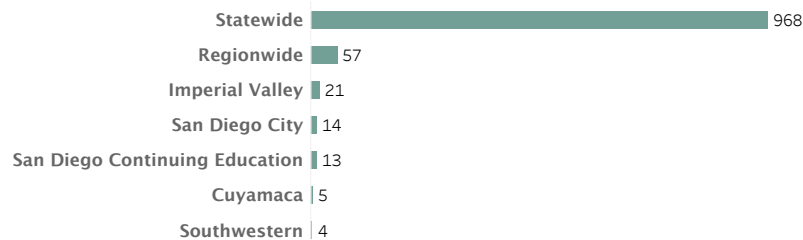
Duplicated Headcount: # Course Enrollments (2016-17)



Unique Headcount: # of Students Who Took 1+ Courses (2016-17)



Course Sections (2016-17)



Note: If there were fewer than 10 students, the data for the metric were suppressed in the Chancellor's Office LaunchBoard.

TOP6 Program Title: Electronics and Electric Technology
College: San Diego City

Academic Year
2015-16

Metric

	2013-14	2014-15	2015-16	2016-17
Course Retention Rate	86%	86%	84%	84%
Course Success Rate	76%	76%	69%	76%
Term-to-Term Retention Rate	58%	81%	71%	63%
Persistence Rate	41%	45%	36%	

Note: If there were fewer than 10 students, the data for the metric were suppressed in the Chancellor's Office LaunchBoard.

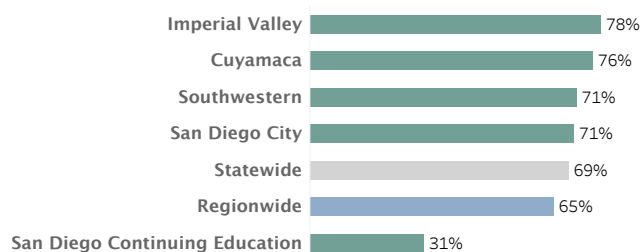
Course Retention Rate (2015-16)



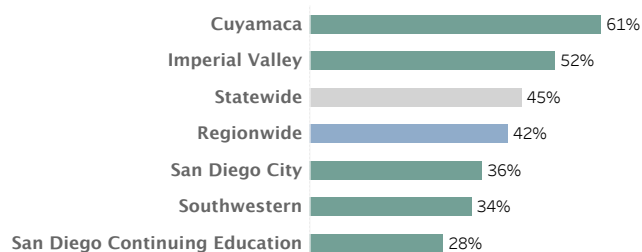
Course Success Rate (2015-16)



Term-to-Term Retention Rate (2015-16)



Persistence Rate (2015-16)



Note: If there were fewer than 10 students, the data for the metric were suppressed in the Chancellor's Office LaunchBoard.

TOP6 Program Title: Electronics and Electric Technology
College: San Diego City

Academic Year
2016-17

Award Level	2014-15	2015-16	2016-17	Latest 3-Yr Avg
Certificate 6 to < 18 semester units	4	0	0	1
Certificate 18 to < 30 semester units	3	1	1	2
Grand Total	7	1	1	3

of Students Who Earned Associate Degrees (2016-17)

San Diego Continuing Education	0
San Diego City	0
Imperial Valley	

of Students Who Earned a Degree or Certificate (2016-17)

San Diego Continuing Education	86
Imperial Valley	19
San Diego City	

of Students Who Earned a Locally-Issued Certificate (2016-17)

San Diego Continuing Education	0
San Diego City	0
Imperial Valley	0

of Students Who Earned a Chancellor's Office Approved Certificate (2016-17)

San Diego Continuing Education	86
Imperial Valley	17
San Diego City	

Note: If there were fewer than 10 students, the data for the metric were suppressed in the Chancellor's Office LaunchBoard.

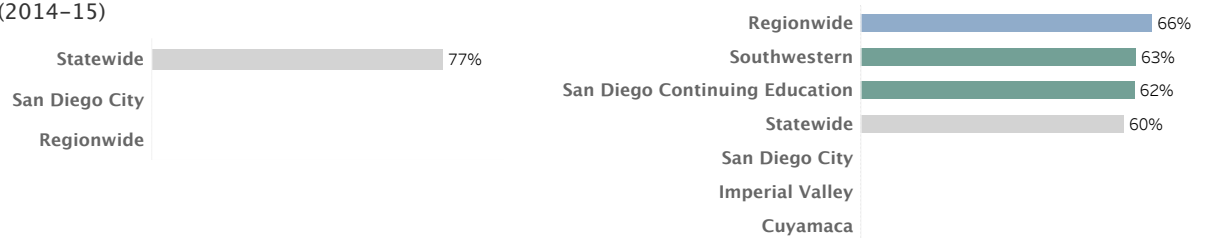
TOP6 Program Title: Electronics and Electric Technology
College: San Diego City

Academic Year
2014-15

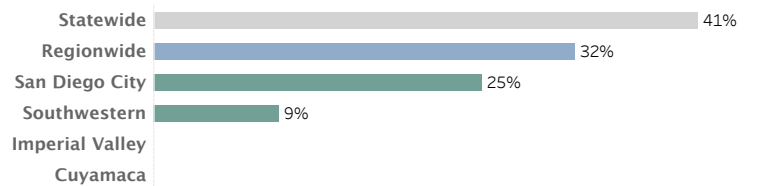
Metric		State	Region	San Diego City
% of Students Who Obtained a Job Closely Related to Field of Study	2014-15	77%		
% of Students Who Attained a Living Wage	2014-15	60%	66%	
% Median Change in Earnings	2014-15	41%	32%	25%

Note: If there were fewer than 10 students, the data for the metric were suppressed in the Chancellor's Office LaunchBoard.

% of Students Who Obtained a Job Closely Related to Field of Study (2014-15) % of Students Who Attained a Living Wage (2014-15)



% Median Change in Earnings (2014-15)



Note: If there were fewer than 10 students, the data for the metric were suppressed in the Chancellor's Office LaunchBoard.

Institution Name San Diego City	TOP6 Program Title Computer Electronics	County San Diego
Occupation(s) that students would qualify for after completing this program: <input checked="" type="checkbox"/> Computer, Automated Teller, and Office Machine Repairers <input checked="" type="checkbox"/> Electrical and Electronics Engineering Technicians <input checked="" type="checkbox"/> Electrical and Electronics Repairers, Commercial and Industrial Equipment		

TOP6 Code	TOP6 Program Title	Institution Name
093410	Computer Electronics	San Diego City



Catalog

Control Number	Catalog Name	Goal	Award
09456	Electronic Microprocessor/Microcontroller Design Option	CTE (Limited to programs in CTE TOP codes other than ADTs)	A.S. Degree

Refer to the Chancellor's Office Curriculum Inventory for the full list of catalog names by TOP code

TOP6 Program Title: Computer Electronics

County: San Diego

Supply Gap Analysis

Annual Job Openings
Community College Awards
Non-Community College Awards

Computer Electronics 477



For the selected TOP6 code and occupations,
there is a(n) **Supply Gap** of 429 jobs.

Annual Job Openings – 5 Yr Avg (Demand)

Occupation	
Electrical and Electronics Engineering Technicians	275
Computer, Automated Teller, and Office Machine Repairers	111
Electrical and Electronics Repairers, Commercial and Industrial Equipment	91
Grand Total	477

Annual Program Awards – 3 Yr Avg (Supply)

Institution Name	
San Diego City	5
Southwestern	1
United Education Institute–Chula Vista	23
United Education Institute–UEI College San Marcos	19
Grand Total	48

Education, Training, and Wages

Occupation	Typical Entry-Level Education	Typical On-The-Job Training	25th Pct. Wage	Median Wage
Electrical and Electronics Engineering Technicians	Associate degree	None	\$25.06	\$32.46
Computer, Automated Teller, and Office Machine Repairers	Some college, no deg.	Short-term OJT	\$14.29	\$17.12
Electrical and Electronics Repairers, Commercial and Industrial Equipment	Postsecondary nondeg. awd.	Long-term OJT	\$24.93	\$29.04

TOP6 Program Title: Computer Electronics
County: San Diego

Annual Program Awards – 3 Yr Avg (Supply)

Award Level	San Diego City	Southwestern	United Education Institute–Chula Vista	United Education Institute–UEI College San Marcos	Grand Total
Associate Degree	2	1			3
Award 1 < 2 academic yrs			23	19	42
Certificate 30 to < 60 semester units	3				3
Grand Total	5	1	23	19	48

TOP6 Program Title: Computer Electronics
College: San Diego City

Academic Year
2016-17

Enrollment Trends

Enrollment Trends

Note: If there were fewer than 10 students, the data for the metric were suppressed in the Chancellor's Office LaunchBoard.

Duplicated Headcount: # Course Enrollments
(2016-17)

Unique Headcount: # of Students Who Took 1+
Courses (2016-17)

Course Sections (2016-17)

Statewide  104

Note: If there were fewer than 10 students, the data for the metric were suppressed in the Chancellor's Office LaunchBoard.

TOP6 Program Title: Computer Electronics
College: San Diego City

Academic Year
2015-16

Metric

Note: If there were fewer than 10 students, the data for the metric were suppressed in the Chancellor's Office LaunchBoard.

Course Retention Rate (2015-16)

Statewide  91%

Course Success Rate (2015-16)

Statewide  77%

Term-to-Term Retention Rate (2015-16)

Statewide  67%

Persistence Rate (2015-16)

Statewide  44%

Note: If there were fewer than 10 students, the data for the metric were suppressed in the Chancellor's Office LaunchBoard.

TOP6 Program Title: Computer Electronics
College: San Diego City

Academic Year
2016-17

Award Level	2014-15	2015-16	2016-17	Latest 3-Yr Avg
Associate Degree	4	0	2	2
Certificate 30 to < 60 semester units	6	1	1	3
Grand Total	10	1	3	5

of Students Who Earned Associate Degrees
(2016-17)

San Diego City

of Students Who Earned a Degree or Certificate
(2016-17)

San Diego City

of Students Who Earned a Locally-Issued
Certificate (2016-17)

San Diego City

0

of Students Who Earned a Chancellor's Office
Approved Certificate (2016-17)

San Diego City

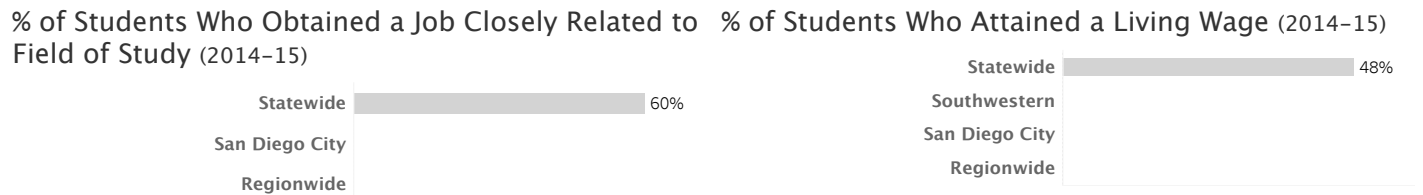
Note: If there were fewer than 10 students, the data for the metric were suppressed in the Chancellor's Office LaunchBoard.

TOP6 Program Title: Computer Electronics
College: San Diego City

Academic Year
2014-15

Metric		State	Region	San Diego City
% of Students Who Obtained a Job Closely Related to Field of Study	2014-15	60%		
% of Students Who Attained a Living Wage	2014-15	48%		
% Median Change in Earnings	2014-15	59%		

Note: If there were fewer than 10 students, the data for the metric were suppressed in the Chancellor's Office LaunchBoard.



% Median Change in Earnings (2014-15)



Note: If there were fewer than 10 students, the data for the metric were suppressed in the Chancellor's Office LaunchBoard.

Institution Name San Diego City	TOP6 Program Title Telecommunications Technology	County San Diego
Occupation(s) that students would qualify for after completing this program: <ul style="list-style-type: none"> <input checked="" type="checkbox"/> Computer and Information Systems Managers <input checked="" type="checkbox"/> Electronics Engineers, Except Computer <input checked="" type="checkbox"/> Network and Computer Systems Administrators <input checked="" type="checkbox"/> Telecommunications Equipment Installers and Repairers, Except Line Installers <input checked="" type="checkbox"/> Telecommunications Line Installers and Repairers 		

TOP6 Code	TOP6 Program Title	Institution Name
093430	Telecommunications Technology	San Diego City



Catalog

Control Number	Catalog Name	Goal	Award
09455	Electronic Communication Systems	CTE (Limited to programs in CTE TOP codes other than ADTs)	A.S. Degree
22329	Electronic Communication Systems Options	CTE (Limited to programs in CTE TOP codes other than ADTs)	Certificate of Achievement: 18 or greater semester(or 27 or greater quarter) units

Refer to the Chancellor's Office Curriculum Inventory for the full list of catalog names by TOP code

TOP6 Program Title: Telecommunications Technology

County: San Diego

Supply Gap Analysis

Annual Job Openings
Community College Awards
Non-Community College Awards

Telecommunications Technology 1,546

4

For the selected TOP6 code and occupations, there is a(n) **Supply Gap** of 1,542 jobs.

Annual Job Openings – 5 Yr Avg (Demand)

Occupation	
Computer and Information Systems Managers	439
Electronics Engineers, Except Computer	403
Telecommunications Equipment Installers and Repairers, Except Line Installers	336
Network and Computer Systems Administrators	272
Telecommunications Line Installers and Repairers	96
Grand Total	1,546

Annual Program Awards – 3 Yr Avg (Supply)

Institution Name	
San Diego City	4
Grand Total	4

Education, Training, and Wages

Occupation	Typical Entry-Level Education	Typical On-The-Job Training	25th Pct. Wage	Median Wage
Computer and Information Systems Managers	Bachelor's deg.	None	\$53.94	\$68.53
Electronics Engineers, Except Computer	Bachelor's deg.	None	\$48.38	\$59.11
Telecommunications Equipment Installers and Repairers, Except Line In..	Postsecondary nondeg. awd.	Moderate-term OJT	\$19.80	\$26.04
Network and Computer Systems Administrators	Bachelor's deg.	None	\$33.85	\$41.27
Telecommunications Line Installers and Repairers	HS diploma/equiv.	Long-term OJT	\$30.40	\$34.03

TOP6 Program Title: Telecommunications Technology
County: San Diego

Annual Program Awards – 3 Yr Avg (Supply)

Award Level	San Diego City	Grand Total
Associate Degree	2	2
Certificate 30 to < 60 semester units	2	2
Grand Total	4	4

TOP6 Program Title: Telecommunications Technology
College: San Diego City

Academic Year
2016-17

Enrollment Trends

Enrollment Trends

Note: If there were fewer than 10 students, the data for the metric were suppressed in the Chancellor's Office LaunchBoard.

Duplicated Headcount: # Course Enrollments
(2016-17)

Unique Headcount: # of Students Who Took 1+
Courses (2016-17)

Course Sections (2016-17)

Statewide  22

Note: If there were fewer than 10 students, the data for the metric were suppressed in the Chancellor's Office LaunchBoard.

TOP6 Program Title: Telecommunications Technology
College: San Diego City

Academic Year
2015-16

Metric

Note: If there were fewer than 10 students, the data for the metric were suppressed in the Chancellor's Office LaunchBoard.

Course Retention Rate (2015-16)



Course Success Rate (2015-16)



Term-to-Term Retention Rate (2015-16)



Persistence Rate (2015-16)



Note: If there were fewer than 10 students, the data for the metric were suppressed in the Chancellor's Office LaunchBoard.

TOP6 Program Title: Telecommunications Technology
College: San Diego City

Academic Year
2016-17

Award Level	2014-15	2015-16	2016-17	Latest 3-Yr Avg
Associate Degree	2	1	3	2
Certificate 30 to < 60 semester units	2	0	3	2
Grand Total	4	1	6	4

of Students Who Earned Associate Degrees
(2016-17)

San Diego City

of Students Who Earned a Degree or Certificate
(2016-17)

San Diego City

of Students Who Earned a Locally-Issued
Certificate (2016-17)

San Diego City

0

of Students Who Earned a Chancellor's Office
Approved Certificate (2016-17)

San Diego City

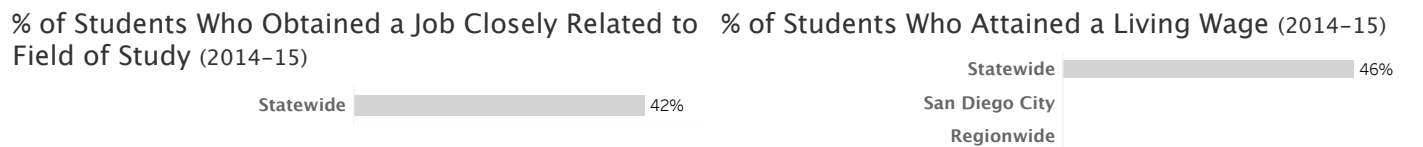
Note: If there were fewer than 10 students, the data for the metric were suppressed in the Chancellor's Office LaunchBoard.

TOP6 Program Title: Telecommunications Technology
College: San Diego City

Academic Year
2014-15

Metric	State	Region	San Diego City
% of Students Who Obtained a Job Closely Related to Field of Study	2014-15	42%	
% of Students Who Attained a Living Wage	2014-15	46%	
% Median Change in Earnings	2014-15	54%	

Note: If there were fewer than 10 students, the data for the metric were suppressed in the Chancellor's Office LaunchBoard.



% Median Change in Earnings (2014-15)



Note: If there were fewer than 10 students, the data for the metric were suppressed in the Chancellor's Office LaunchBoard.

Institution Name San Diego City	TOP6 Program Title Electrical Systems and Power Transmission	County San Diego
Occupation(s) that students would qualify for after completing this program: <ul style="list-style-type: none"> <input checked="" type="checkbox"/> Electrical and Electronics Engineering Technicians <input checked="" type="checkbox"/> Electrical and Electronics Repairers, Powerhouse, Substation, and Relay <input checked="" type="checkbox"/> Electrical Power-Line Installers and Repairers <input checked="" type="checkbox"/> First-Line Supervisors of Mechanics, Installers, and Repairers <input checked="" type="checkbox"/> Power Distributors and Dispatchers 		

TOP6 Code	TOP6 Program Title	Institution Name
093440	Electrical Systems and Power Transmission	San Diego City



Catalog

Control Number	Catalog Name	Goal	Award
09457	San Diego Gas and Electric Company Apprenticeship	CTE (Limited to programs in CTE TOP codes other than ADTs)	A.S. Degree
09459	Electricity	CTE (Limited to programs in CTE TOP codes other than ADTs)	A.S. Degree
09460	Electrical Control Systems	CTE (Limited to programs in CTE TOP codes other than ADTs)	Certificate of Achievement: 18 or greater semester(or 27 or greater quarter) units
15405	Communications Technician Apprenticeship	CTE (Limited to programs in CTE TOP codes other than ADTs)	A.S. Degree
16737	Apprenticeship: Electrical Sys & Power Transmission Lineman	CTE (Limited to programs in CTE TOP codes other than ADTs)	Certificate of Achievement: 18 or greater semester(or 27 or greater quarter) units
16762	Apprenticeship: Electricity Lineman	CTE (Limited to programs in CTE TOP codes other than ADTs)	A.S. Degree
22330	Electrical Systems & Power Transmission Lineman	CTE (Limited to programs in CTE TOP codes other than ADTs)	Certificate of Achievement: 18 or greater semester(or 27 or greater quarter) units
22332	Electricity Lineman	CTE (Limited to programs in CTE TOP codes other than ADTs)	A.S. Degree

Refer to the Chancellor's Office Curriculum Inventory for the full list of catalog names by TOP code

TOP6 Program Title: Electrical Systems and Power Transmission

County: San Diego

Supply Gap Analysis

Annual Job Openings
Community College Awards
Non-Community College Awards



For the selected TOP6 code and occupations, there is a(n) **Supply Gap** of 707 jobs.

Annual Job Openings – 5 Yr Avg (Demand)

Occupation	
First-Line Supervisors of Mechanics, Installers, and Repairers	362
Electrical and Electronics Engineering Technicians	275
Electrical Power-Line Installers and Repairers	103
Electrical and Electronics Repairers, Powerhouse, Substation, and Relay	15
Power Distributors and Dispatchers	5
Grand Total	760

Annual Program Awards – 3 Yr Avg (Supply)

Institution Name	
San Diego City	53
Grand Total	53

Education, Training, and Wages

Occupation	Typical Entry-Level Education	Typical On-The-Job Training	25th Pct. Wage	Median Wage
First-Line Supervisors of Mechanics, Installers, and Repairers	HS diploma/equiv.	None	\$25.98	\$32.05
Electrical and Electronics Engineering Technicians	Associate degree	None	\$25.06	\$32.46
Electrical Power-Line Installers and Repairers	HS diploma/equiv.	Long-term OJT	\$29.33	\$43.14
Electrical and Electronics Repairers, Powerhouse, Substation, and Relay	Postsecondary nondeg. awd.	Moderate-term OJT	\$43.61	\$51.40
Power Distributors and Dispatchers	HS diploma/equiv.	Long-term OJT	\$41.05	\$48.95

TOP6 Program Title: Electrical Systems and Power Transmission
County: San Diego

Annual Program Awards – 3 Yr Avg (Supply)

Award Level	San Diego City	Grand Total
Associate Degree	8	8
Certificate 18 to < 30 semester units	32	32
Certificate 30 to < 60 semester units	13	13
Grand Total	53	53

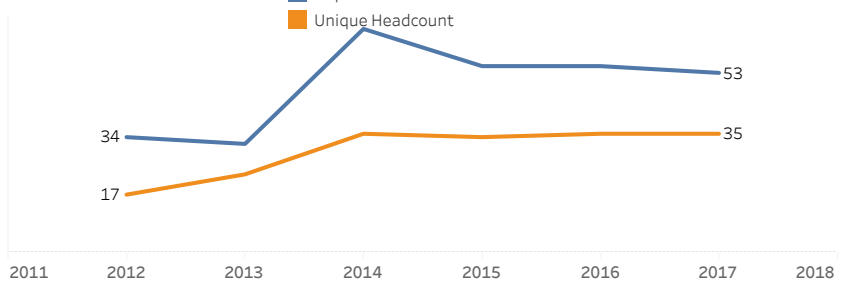
TOP6 Program Title: Electrical Systems and Power Transmission
 College: San Diego City

Academic Year
 2016-17

Enrollment Trends

	Duplicated Headcount	Unique Headcount	Course Sections
2011-12	34	17	4
2012-13	32	23	6
2013-14	66	35	6
2014-15	55	34	7
2015-16	55	35	6
2016-17	53	35	5

Enrollment Trends



Note: If there were fewer than 10 students, the data for the metric were suppressed in the Chancellor's Office LaunchBoard.


Duplicated Headcount: # Course Enrollments (2016-17)



Unique Headcount: # of Students Who Took 1+ Courses (2016-17)



Course Sections (2016-17)



Note: If there were fewer than 10 students, the data for the metric were suppressed in the Chancellor's Office LaunchBoard.

TOP6 Program Title: Electrical Systems and Power Transmission
College: San Diego City


Academic Year
2015-16

Metric

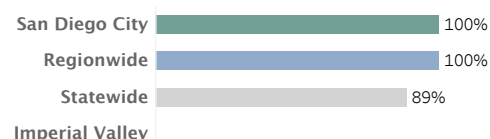
	2013-14	2014-15	2015-16	2016-17
Course Retention Rate	98%	98%	100%	98%
Course Success Rate	89%	96%	100%	94%
Term-to-Term Retention Rate	86%	85%		94%
Persistence Rate	48%	74%	82%	

Note: If there were fewer than 10 students, the data for the metric were suppressed in the Chancellor's Office LaunchBoard.

Course Retention Rate (2015-16)



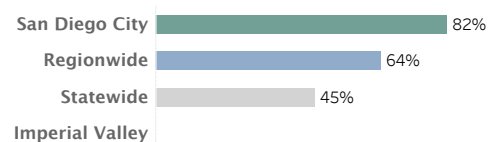
Course Success Rate (2015-16)



Term-to-Term Retention Rate (2015-16)



Persistence Rate (2015-16)



Note: If there were fewer than 10 students, the data for the metric were suppressed in the Chancellor's Office LaunchBoard.

TOP6 Program Title: Electrical Systems and Power Transmission
College: San Diego City

Academic Year
2016-17

Award Level	2014-15	2015-16	2016-17	Latest 3-Yr Avg
Associate Degree	9	5	10	8
Certificate 30 to < 60 semester units	15	19	6	13
Certificate 18 to < 30 semester units	42	42	13	32
Grand Total	66	66	29	53

of Students Who Earned Associate Degrees
(2016-17)

San Diego City  10

of Students Who Earned a Degree or Certificate
(2016-17)

San Diego City  25

of Students Who Earned a Locally-Issued
Certificate (2016-17)

San Diego City  0

of Students Who Earned a Chancellor's Office
Approved Certificate (2016-17)

San Diego City  19

Note: If there were fewer than 10 students, the data for the metric were suppressed in the Chancellor's Office LaunchBoard.

TOP6 Program Title: Electrical Systems and Power Transmission
College: San Diego City

Academic Year
2014-15

Metric		State	Region	San Diego City
% of Students Who Obtained a Job Closely Related to Field of Study	2014-15	93%	100%	100%
% of Students Who Attained a Living Wage	2014-15	78%	90%	89%
% Median Change in Earnings	2014-15	65%	72%	72%

Note: If there were fewer than 10 students, the data for the metric were suppressed in the Chancellor's Office LaunchBoard.

% of Students Who Obtained a Job Closely Related to Field of Study (2014-15) % of Students Who Attained a Living Wage (2014-15)



% Median Change in Earnings (2014-15)



Note: If there were fewer than 10 students, the data for the metric were suppressed in the Chancellor's Office LaunchBoard.

Institution Name San Diego City	TOP6 Program Title Environmental Control Technology	County San Diego
Occupation(s) that students would qualify for after completing this program: <input checked="" type="checkbox"/> Heating, Air Conditioning, and Refrigeration Mechanics and Installers <input checked="" type="checkbox"/> Sheet Metal Workers		

TOP6 Code	TOP6 Program Title	Institution Name
094600	Environmental Control Technology	San Diego City



Catalog


Control Number	Catalog Name	Goal	Award
05241	Air Conditioning Refrigeration & Environmental Control Techn	CTE (Limited to programs in CTE TOP codes other than ADTs)	A.S. Degree
09462	Heating, Ventilation, and Air Conditioning Systems Design	CTE (Limited to programs in CTE TOP codes other than ADTs)	Certificate of Achievement: 18 or greater semester(or 27 or greater quarter) units
09463	Stationary Facilities Engineering & General Maint. Technician	CTE (Limited to programs in CTE TOP codes other than ADTs)	Certificate of Achievement: 18 or greater semester(or 27 or greater quarter) units
12328	Apprenticeship: Heating, Ventilation & Air Conditioning	CTE (Limited to programs in CTE TOP codes other than ADTs)	A.S. Degree
18167	Apprenticeship: Operating & Maintenance Engineers HVAC	CTE (Limited to programs in CTE TOP codes other than ADTs)	A.S. Degree
19403	Air Conditioning Heating & Advanced Refrigeration	CTE (Limited to programs in CTE TOP codes other than ADTs)	Certificate of Achievement: 18 or greater semester(or 27 or greater quarter) units
22951	Advanced Air Conditioning & Direct Digital Control	CTE (Limited to programs in CTE TOP codes other than ADTs)	Certificate of Achievement: 18 or greater semester(or 27 or greater quarter) units
22952	Heating, Air Conditioning & Solar Energy	CTE (Limited to programs in CTE TOP codes other than ADTs)	Certificate of Achievement: 18 or greater semester(or 27 or greater quarter) units

Refer to the Chancellor's Office Curriculum Inventory for the full list of catalog names by TOP code

TOP6 Program Title: Environmental Control Technology

County: San Diego

Supply Gap Analysis



For the selected TOP6 code and occupations,
there is a(n) **Supply Gap** of 298 jobs.

Annual Job Openings – 5 Yr Avg (Demand)

Occupation

Heating, Air Conditioning, and Refrigeration Mechanics and Installers	372
---	-----

Sheet Metal Workers	233
---------------------	-----

Grand Total	605
--------------------	------------

Annual Program Awards – 3 Yr Avg (Supply)

Institution Name

San Diego City	70
----------------	----

San Diego Continuing Education	237
--------------------------------	-----

Grand Total	307
--------------------	------------

Education, Training, and Wages

Occupation	Typical Entry-Level Education	Typical On-The-Job Training	25th Pct. Wage	Median Wage
Heating, Air Conditioning, and Refrigeration Mechanics and Installers	Postsecondary nondeg. awd.	Long-term OJT	\$17.04	\$24.98
Sheet Metal Workers	HS diploma/equiv.	Apprenticeship	\$20.89	\$27.53

TOP6 Program Title: Environmental Control Technology
County: San Diego

Annual Program Awards – 3 Yr Avg (Supply)

Award Level	San Diego City	San Diego Continuing Education	Grand Total
Associate Degree	10		10
Certificate 6 to < 18 semester units	24		24
Certificate 18 to < 30 semester units	1		1
Certificate 30 to < 60 semester units	35		35
Noncredit award 48 to < 96 hours		165	165
Noncredit award 96 to < 144 hours		72	72
Grand Total	70	237	307

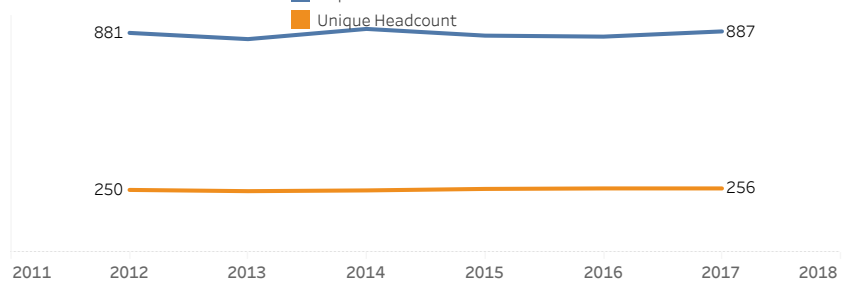
TOP6 Program Title: Environmental Control Technology
College: San Diego City

Academic Year
2016-17

Enrollment Trends

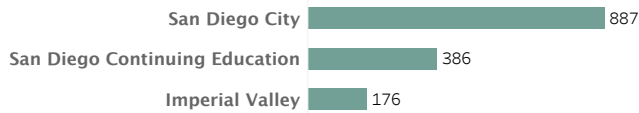
	Duplicated Headcount	Unique Headcount	Course Sections
2011-12	881	250	26
2012-13	856	245	26
2013-14	897	248	32
2014-15	870	254	36
2015-16	866	256	33
2016-17	887	256	30

Enrollment Trends

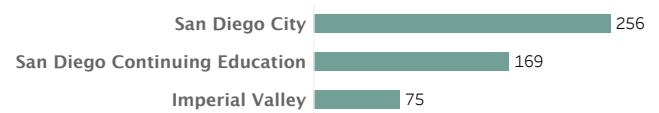


Note: If there were fewer than 10 students, the data for the metric were suppressed in the Chancellor's Office LaunchBoard.

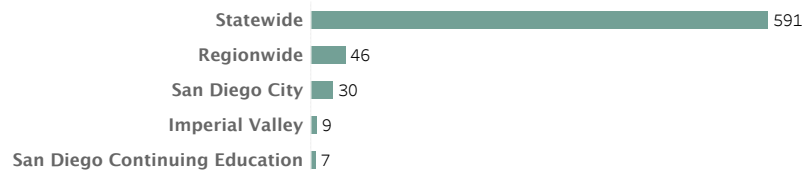
Duplicated Headcount: # Course Enrollments (2016-17)



Unique Headcount: # of Students Who Took 1+ Courses (2016-17)



Course Sections (2016-17)



Note: If there were fewer than 10 students, the data for the metric were suppressed in the Chancellor's Office LaunchBoard.

TOP6 Program Title: Environmental Control Technology
College: San Diego City

Academic Year
2015-16

Metric


	2013-14	2014-15	2015-16	2016-17
Course Retention Rate	92%	89%	94%	93%
Course Success Rate	86%	85%	85%	81%
Term-to-Term Retention Rate	67%	64%	62%	55%
Persistence Rate	32%	32%	29%	

Note: If there were fewer than 10 students, the data for the metric were suppressed in the Chancellor's Office LaunchBoard.

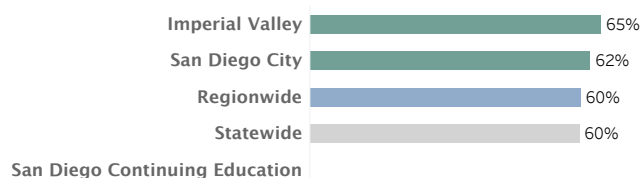
Course Retention Rate (2015-16)



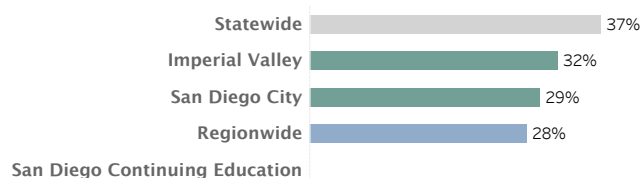
Course Success Rate (2015-16)



Term-to-Term Retention Rate (2015-16)



Persistence Rate (2015-16)



Note: If there were fewer than 10 students, the data for the metric were suppressed in the Chancellor's Office LaunchBoard.

TOP6 Program Title: Environmental Control Technology
College: San Diego City

Academic Year
2016-17

Award Level	2014-15	2015-16	2016-17	Latest 3-Yr Avg
Associate Degree	10	10	9	10
Certificate 6 to < 18 semester units	33	19	19	24
Certificate 30 to < 60 semester units	39	40	27	35
Certificate 18 to < 30 semester units	1	0	0	0
Grand Total	83	69	55	69

of Students Who Earned Associate Degrees (2016-17)

San Diego Continuing Education	0
Imperial Valley	0
San Diego City	

of Students Who Earned a Degree or Certificate (2016-17)

San Diego Continuing Education	120
San Diego City	36
Imperial Valley	10

of Students Who Earned a Locally-Issued Certificate (2016-17)

San Diego City	18
San Diego Continuing Education	0
Imperial Valley	0

of Students Who Earned a Chancellor's Office Approved Certificate (2016-17)

San Diego Continuing Education	120
San Diego City	17
Imperial Valley	10

Note: If there were fewer than 10 students, the data for the metric were suppressed in the Chancellor's Office LaunchBoard.

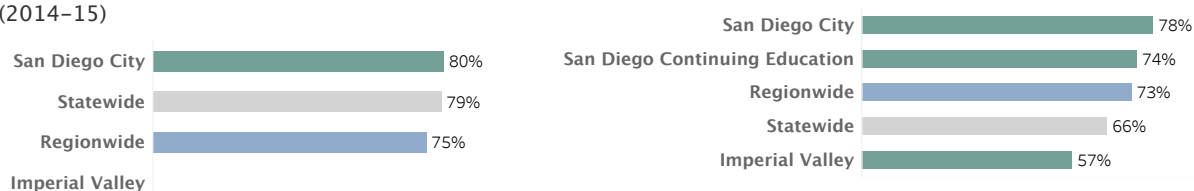
TOP6 Program Title: Environmental Control Technology
College: San Diego City

Academic Year
2014-15

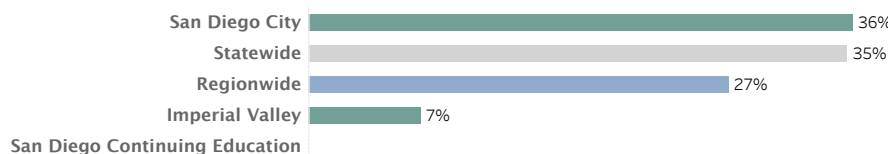
Metric		State	Region	San Diego City
% of Students Who Obtained a Job Closely Related to Field of Study	2014-15	79%	75%	80%
% of Students Who Attained a Living Wage	2014-15	66%	73%	78%
% Median Change in Earnings	2014-15	35%	27%	36%

Note: If there were fewer than 10 students, the data for the metric were suppressed in the Chancellor's Office LaunchBoard.

% of Students Who Obtained a Job Closely Related to Field of Study (2014-15) % of Students Who Attained a Living Wage (2014-15)



% Median Change in Earnings (2014-15)



Note: If there were fewer than 10 students, the data for the metric were suppressed in the Chancellor's Office LaunchBoard.

Institution Name San Diego City	TOP6 Program Title Electrical	County San Diego
Occupation(s) that students would qualify for after completing this program: <ul style="list-style-type: none"> <input checked="" type="checkbox"/> Electrical Power-Line Installers and Repairers <input checked="" type="checkbox"/> Electricians <input checked="" type="checkbox"/> First-Line Supervisors of Construction Trades and Extraction Workers <input checked="" type="checkbox"/> First-Line Supervisors of Mechanics, Installers, and Repairers <input checked="" type="checkbox"/> Security and Fire Alarm Systems Installers 		

TOP6 Code	TOP6 Program Title	Institution Name
095220	Electrical	San Diego City



Catalog

Control Number	Catalog Name	Goal	Award
22338	Construction Electronic Systems Technician	CTE (Limited to programs in CTE TOP codes other than ADTs)	Certificate of Achievement: 18 or greater semester(or 27 or greater quarter) units
22339	Construction Electronic Systems Technician Apprenticeship	CTE (Limited to programs in CTE TOP codes other than ADTs)	Certificate of Achievement: 18 or greater semester(or 27 or greater quarter) units
22341	Electrical Apprenticeship	CTE (Limited to programs in CTE TOP codes other than ADTs)	Certificate of Achievement: 18 or greater semester(or 27 or greater quarter) units
22342	Construction Trades: Electrical	CTE (Limited to programs in CTE TOP codes other than ADTs)	Certificate of Achievement: 18 or greater semester(or 27 or greater quarter) units

Refer to the Chancellor's Office Curriculum Inventory for the full list of catalog names by TOP code

TOP6 Program Title: Electrical

County: San Diego

Supply Gap Analysis

Annual Job Openings
Community College Awards
Non-Community College Awards

Electrical

2,463

107

For the selected TOP6 code and occupations,
there is a(n) **Supply Gap** of 2,356 jobs.

Annual Job Openings – 5 Yr Avg (Demand)

Occupation	
Electricians	1,061
First-Line Supervisors of Construction Trades and Extraction Workers	826
First-Line Supervisors of Mechanics, Installers, and Repairers	362
Security and Fire Alarm Systems Installers	111
Electrical Power-Line Installers and Repairers	103
Grand Total	2,463

Annual Program Awards – 3 Yr Avg (Supply)

Institution Name	
Palomar	56
San Diego City	51
Grand Total	107

Education, Training, and Wages

Occupation	Typical Entry-Level Education	Typical On-The-Job Training	25th Pct. Wage	Median Wage
Electricians	HS diploma/equiv.	Apprenticeship	\$19.04	\$27.59
First-Line Supervisors of Construction Trades and Extraction Workers	HS diploma/equiv.	None	\$26.16	\$35.36
First-Line Supervisors of Mechanics, Installers, and Repairers	HS diploma/equiv.	None	\$25.98	\$32.05
Security and Fire Alarm Systems Installers	HS diploma/equiv.	Moderate-term OJT	\$19.45	\$22.80
Electrical Power-Line Installers and Repairers	HS diploma/equiv.	Long-term OJT	\$29.33	\$43.14

TOP6 Program Title: Electrical
County: San Diego

Annual Program Awards – 3 Yr Avg (Supply)

Award Level	Palomar	San Diego City	Grand Total
Associate Degree	1	1	2
Certificate 18 to < 30 semester units		49	49
Certificate 30 to < 60 semester units	55	1	56
Grand Total	56	51	107

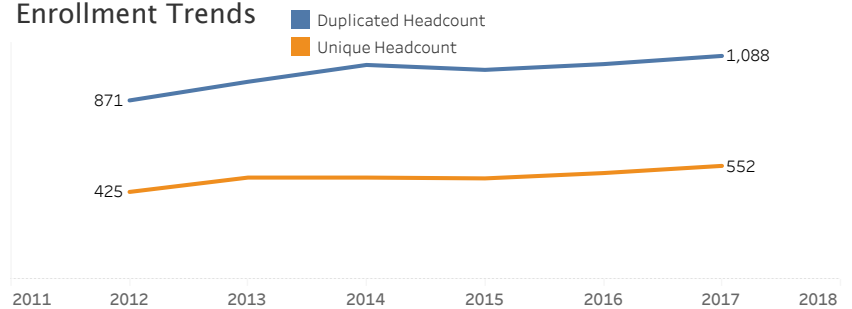
TOP6 Program Title: Electrical
College: San Diego City

Academic Year
2016-17

Enrollment Trends

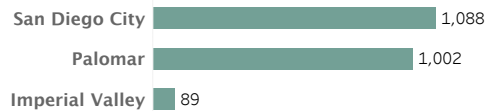
	Duplicated Headcount	Unique Headcount	Course Sections
2011-12	871	425	69
2012-13	962	495	74
2013-14	1,044	495	88
2014-15	1,020	491	85
2015-16	1,048	517	88
2016-17	1,088	552	91

Enrollment Trends

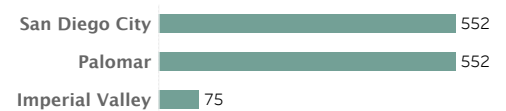


Note: If there were fewer than 10 students, the data for the metric were suppressed in the Chancellor's Office LaunchBoard.

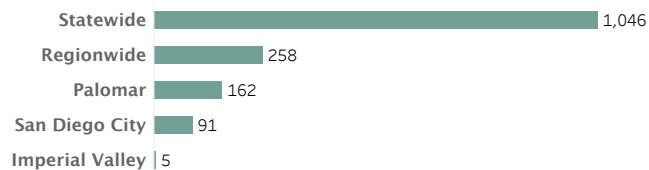
Duplicated Headcount: # Course Enrollments (2016-17)



Unique Headcount: # of Students Who Took 1+ Courses (2016-17)



Course Sections (2016-17)



Note: If there were fewer than 10 students, the data for the metric were suppressed in the Chancellor's Office LaunchBoard.

TOP6 Program Title: Electrical
College: San Diego City

Academic Year
2015-16

Metric

	2013-14	2014-15	2015-16	2016-17
Course Retention Rate	96%	95%	96%	96%
Course Success Rate	92%	91%	93%	91%
Term-to-Term Retention Rate	85%	85%	82%	81%
Persistence Rate	63%	67%	61%	

Note: If there were fewer than 10 students, the data for the metric were suppressed in the Chancellor's Office LaunchBoard.

Course Retention Rate (2015-16)



Course Success Rate (2015-16)



Term-to-Term Retention Rate (2015-16)



Persistence Rate (2015-16)



Note: If there were fewer than 10 students, the data for the metric were suppressed in the Chancellor's Office LaunchBoard.

TOP6 Program Title: Electrical
College: San Diego City

Academic Year
2016-17

Award Level	2014-15	2015-16	2016-17	Latest 3-Yr Avg
Associate Degree	1	1	2	1
Certificate 30 to < 60 semester units	1	1	0	1
Certificate 18 to < 30 semester units	40	64	42	49
Grand Total	42	66	44	51

of Students Who Earned Associate Degrees
(2016-17)

Palomar	0
San Diego City	

of Students Who Earned a Degree or Certificate
(2016-17)

San Diego City	43
Palomar	38

of Students Who Earned a Locally-Issued
Certificate (2016-17)

San Diego City	0
Palomar	0

of Students Who Earned a Chancellor's Office
Approved Certificate (2016-17)

San Diego City	42
Palomar	38

Note: If there were fewer than 10 students, the data for the metric were suppressed in the Chancellor's Office LaunchBoard.

TOP6 Program Title: Electrical
College: San Diego City

Academic Year
2014-15


Metric		State	Region	San Diego City
% of Students Who Obtained a Job Closely Related to Field of Study	2014-15	89%	94%	86%
% of Students Who Attained a Living Wage	2014-15	71%	81%	82%
% Median Change in Earnings	2014-15	62%	56%	58%

Note: If there were fewer than 10 students, the data for the metric were suppressed in the Chancellor's Office LaunchBoard.

% of Students Who Obtained a Job Closely Related to Field of Study (2014-15) % of Students Who Attained a Living Wage (2014-15)



% Median Change in Earnings (2014-15)



Note: If there were fewer than 10 students, the data for the metric were suppressed in the Chancellor's Office LaunchBoard.

Institution Name San Diego City	TOP6 Program Title Drafting Technology	County San Diego
Occupation(s) that students would qualify for after completing this program:		
<input checked="" type="checkbox"/> Architectural and Civil Drafters <input checked="" type="checkbox"/> Drafters, All Other <input checked="" type="checkbox"/> Electrical and Electronics Drafters <input checked="" type="checkbox"/> Mechanical Drafters		

TOP6 Code	TOP6 Program Title	Institution Name	
095300	Drafting Technology	San Diego City	



Catalog

Control Number	Catalog Name	Goal	Award
05248	Engineering: Drafting	CTE (Limited to programs in CTE TOP codes other than ADTs)	Certificate of Achievement: 18 or greater semester(or 27 or greater quarter) units

Refer to the Chancellor's Office Curriculum Inventory for the full list of catalog names by TOP code

TOP6 Program Title: Drafting Technology

County: San Diego

Supply Gap Analysis

Annual Job Openings
Community College Awards
Non-Community College Awards

Drafting Technology 277

45

For the selected TOP6 code and occupations,
there is a(n) **Supply Gap** of 232 jobs.

Annual Job Openings – 5 Yr Avg (Demand)

Occupation	
Architectural and Civil Drafters	160
Electrical and Electronics Drafters	58
Mechanical Drafters	43
Drafters, All Other	16
Grand Total	277

Annual Program Awards – 3 Yr Avg (Supply)

Institution Name	
MiraCosta	14
Palomar	21
San Diego City	1
Southwestern	9
Grand Total	45

Education, Training, and Wages

Occupation	Typical Entry-Level Education	Typical On-The-Job Training	25th Pct. Wage	Median Wage
Architectural and Civil Drafters	Associate degree	None	\$24.53	\$28.54
Electrical and Electronics Drafters	Associate degree	None	\$24.62	\$28.54
Mechanical Drafters	Associate degree	None	\$22.67	\$28.38
Drafters, All Other	Associate degree	None	\$22.17	\$26.50

TOP6 Program Title: Drafting Technology
County: San Diego

Annual Program Awards – 3 Yr Avg (Supply)

Award Level	MiraCosta	Palomar	San Diego City	Southwestern	Grand Total
Associate Degree	4	8		4	16
Certificate 6 to < 18 semester units	3			1	4
Certificate 12 to < 18 semester units				1	1
Certificate 18 to < 30 semester units	6	6	1	3	16
Certificate 30 to < 60 semester units	1	7			8
Grand Total	14	21	1	9	45

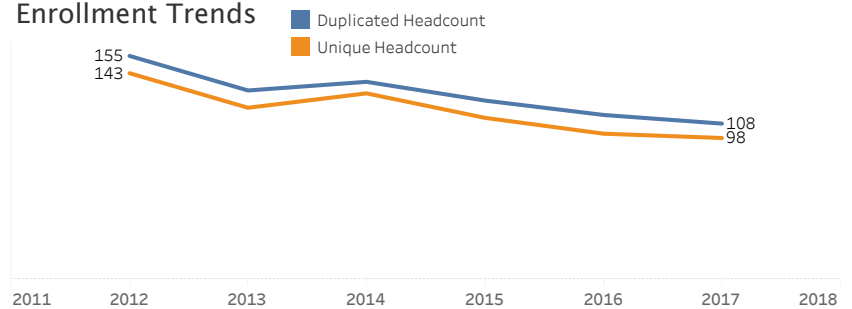
TOP6 Program Title: Drafting Technology
 College: San Diego City

Academic Year
 2016-17

Enrollment Trends

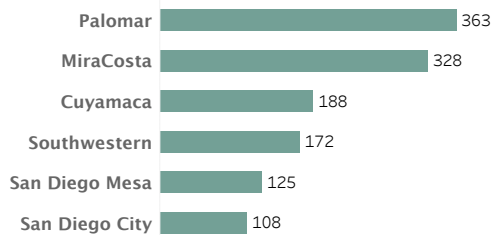
	Duplicated Headcount	Unique Headcount	Course Sections
2011-12	155	143	9
2012-13	131	119	8
2013-14	137	129	10
2014-15	124	112	7
2015-16	114	101	7
2016-17	108	98	6

Enrollment Trends

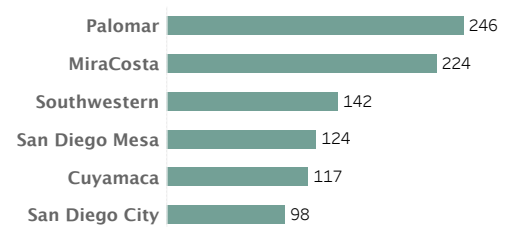


Note: If there were fewer than 10 students, the data for the metric were suppressed in the Chancellor's Office LaunchBoard.

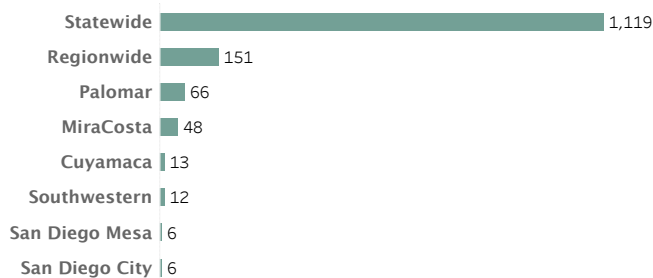
Duplicated Headcount: # Course Enrollments (2016-17)



Unique Headcount: # of Students Who Took 1+ Courses (2016-17)



Course Sections (2016-17)



Note: If there were fewer than 10 students, the data for the metric were suppressed in the Chancellor's Office LaunchBoard.

TOP6 Program Title: Drafting Technology
College: San Diego City

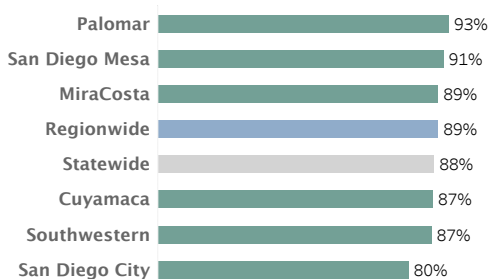
Academic Year
2015-16

Metric

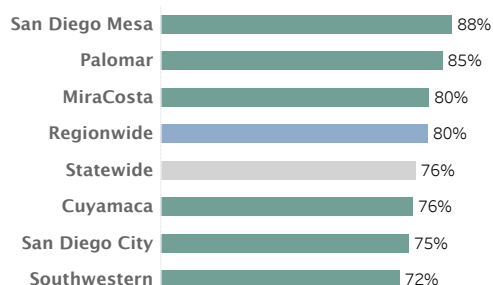
	2013-14	2014-15	2015-16	2016-17
Course Retention Rate	88%	81%	80%	89%
Course Success Rate	72%	69%	75%	76%
Term-to-Term Retention Rate	75%	67%	67%	63%
Persistence Rate	41%	42%	37%	

Note: If there were fewer than 10 students, the data for the metric were suppressed in the Chancellor's Office LaunchBoard.

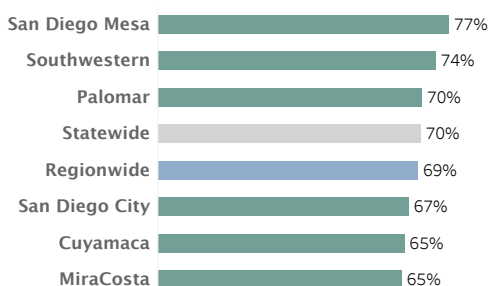
Course Retention Rate (2015-16)



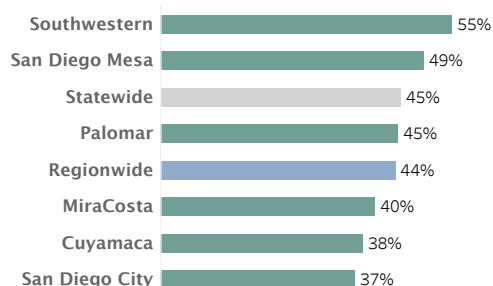
Course Success Rate (2015-16)



Term-to-Term Retention Rate (2015-16)



Persistence Rate (2015-16)



Note: If there were fewer than 10 students, the data for the metric were suppressed in the Chancellor's Office LaunchBoard.

TOP6 Program Title: Drafting Technology
College: San Diego City

Academic Year
2016-17

Award Level	2014-15	2015-16	2016-17	Latest 3-Yr Avg
Certificate 18 to < 30 semester units	1	1	2	1
Grand Total	1	1	2	1

of Students Who Earned Associate Degrees (2016-17)

San Diego City	0
Southwestern	
Palomar	
MiraCosta	

of Students Who Earned a Degree or Certificate (2016-17)

MiraCosta	11
Southwestern	
San Diego City	
Palomar	

of Students Who Earned a Locally-Issued Certificate (2016-17)

San Diego City	0
Palomar	0
Southwestern	
MiraCosta	

of Students Who Earned a Chancellor's Office Approved Certificate (2016-17)

Southwestern	
San Diego City	
Palomar	
MiraCosta	

Note: If there were fewer than 10 students, the data for the metric were suppressed in the Chancellor's Office LaunchBoard.

TOP6 Program Title: Drafting Technology
College: San Diego City

Academic Year
2014-15

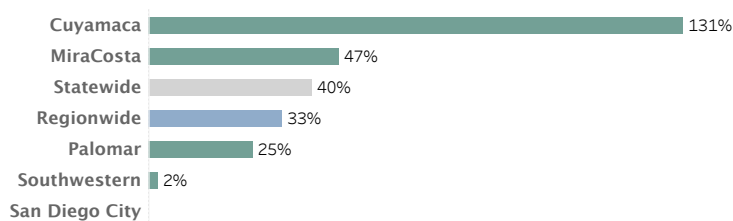
Metric		State	Region	San Diego City
% of Students Who Obtained a Job Closely Related to Field of Study	2014-15	69%	50%	
% of Students Who Attained a Living Wage	2014-15	62%	68%	
% Median Change in Earnings	2014-15	40%	33%	

Note: If there were fewer than 10 students, the data for the metric were suppressed in the Chancellor's Office LaunchBoard.

% of Students Who Obtained a Job Closely Related to Field of Study (2014-15) % of Students Who Attained a Living Wage (2014-15)



% Median Change in Earnings (2014-15)



Note: If there were fewer than 10 students, the data for the metric were suppressed in the Chancellor's Office LaunchBoard.

Institution Name San Diego City	TOP6 Program Title Technical Illustration	County San Diego
Occupation(s) that students would qualify for after completing this program: <input checked="" type="checkbox"/> Commercial and Industrial Designers <input checked="" type="checkbox"/> Designers, All Other		

TOP6 Code	TOP6 Program Title	Institution Name
095360	Technical Illustration	San Diego City



Catalog

Control Number	Catalog Name	Goal	Award
05249	Computer Technical Illustration	CTE (Limited to programs in CTE TOP codes other than ADTs)	A.S. Degree
12116	Technical Illustration Engineering	CTE (Limited to programs in CTE TOP codes other than ADTs)	A.S. Degree

Refer to the Chancellor's Office Curriculum Inventory for the full list of catalog names by TOP code

TOP6 Program Title: Technical Illustration

County: San Diego

Supply Gap Analysis



For the selected TOP6 code and occupations,
there is a(n) **Supply Gap** of 51 jobs.

Annual Job Openings – 5 Yr Avg (Demand)

Occupation

Commercial and Industrial Designers 42

Designers, All Other 11

Grand Total 53

Annual Program Awards – 3 Yr Avg (Supply)

Institution Name

San Diego City 2

Grand Total 2

Education, Training, and Wages

Occupation	Typical Entry-Level Education	Typical On-The-Job Training	25th Pct. Wage	Median Wage
Commercial and Industrial Designers	Bachelor's deg.	None	\$24.21	\$28.41
Designers, All Other	Bachelor's deg.	None	\$23.47	\$27.63

TOP6 Program Title: Technical Illustration
County: San Diego

Annual Program Awards – 3 Yr Avg (Supply)

Award Level	San Diego City	Grand Total
Associate Degree	1	1
Certificate 18 to < 30 semester units	1	1
Grand Total	2	2

TOP6 Program Title: Technical Illustration
College: San Diego City

Academic Year
2016-17

Enrollment Trends

Enrollment Trends

Note: If there were fewer than 10 students, the data for the metric were suppressed in the Chancellor's Office LaunchBoard.

Duplicated Headcount: # Course Enrollments
(2016-17)

Unique Headcount: # of Students Who Took 1+
Courses (2016-17)

Course Sections (2016-17)

Statewide  4

Note: If there were fewer than 10 students, the data for the metric were suppressed in the Chancellor's Office LaunchBoard.

TOP6 Program Title: Technical Illustration
College: San Diego City

Academic Year
2015-16

Metric

Note: If there were fewer than 10 students, the data for the metric were suppressed in the Chancellor's Office LaunchBoard.

Course Retention Rate (2015-16)

Statewide  85%

Course Success Rate (2015-16)

Statewide  74%

Term-to-Term Retention Rate (2015-16)

Statewide  85%

Persistence Rate (2015-16)

Statewide  62%

Note: If there were fewer than 10 students, the data for the metric were suppressed in the Chancellor's Office LaunchBoard.

TOP6 Program Title: Technical Illustration
College: San Diego City

Academic Year
2016-17

Award Level	2014-15	2015-16	2016-17	Latest 3-Yr Avg
Associate Degree	1	0	0	0
Certificate 18 to < 30 semester units	1	0	0	0
Grand Total	2	0	0	0

of Students Who Earned Associate Degrees
(2016-17)

of Students Who Earned a Degree or Certificate
(2016-17)

of Students Who Earned a Locally-Issued
Certificate (2016-17)

of Students Who Earned a Chancellor's Office
Approved Certificate (2016-17)

Note: If there were fewer than 10 students, the data for the metric were suppressed in the Chancellor's Office LaunchBoard.

TOP6 Program Title: Technical Illustration
College: San Diego City

Academic Year
2014-15

Metric	State	Region	San Diego City
<hr/>			
<hr/>			
<hr/>			

Note: If there were fewer than 10 students, the data for the metric were suppressed in the Chancellor's Office LaunchBoard.

% of Students Who Obtained a Job Closely Related to Field of Study (2014-15) % of Students Who Attained a Living Wage (2014-15)

% Median Change in Earnings (2014-15)

Note: If there were fewer than 10 students, the data for the metric were suppressed in the Chancellor's Office LaunchBoard.

Institution Name San Diego City	TOP6 Program Title Manufacturing and Industrial Technology	County San Diego
Occupation(s) that students would qualify for after completing this program: <ul style="list-style-type: none"> <input checked="" type="checkbox"/> Computer Numerically Controlled Machine Tool Programmers, Metal and Plastic <input checked="" type="checkbox"/> Computer-Controlled Machine Tool Operators, Metal and Plastic <input checked="" type="checkbox"/> Electrical and Electronics Repairers, Commercial and Industrial Equipment <input checked="" type="checkbox"/> Engineering Technicians, Except Drafters, All Other <input checked="" type="checkbox"/> Industrial Engineering Technicians <input checked="" type="checkbox"/> Industrial Machinery Mechanics <input checked="" type="checkbox"/> Inspectors, Testers, Sorters, Samplers, and Weighers <input checked="" type="checkbox"/> Machinists <input checked="" type="checkbox"/> Occupational Health and Safety Specialists <input checked="" type="checkbox"/> Tool and Die Makers 		

TOP6 Code	TOP6 Program Title	Institution Name
095600	Manufacturing and Industrial Technology	San Diego City



Catalog

Control Number	Catalog Name	Goal	Award
16967	Electronics Manufacturing	CTE (Limited to programs in CTE TOP codes other than ADTs)	Certificate of Achievement: 18 or greater semester(or 27 or greater quarter) units
16968	Fabrication Manufacturing	CTE (Limited to programs in CTE TOP codes other than ADTs)	Certificate of Achievement: 18 or greater semester(or 27 or greater quarter) units
17972	Manufacturing Engineering Technology - Option: Electronics	CTE (Limited to programs in CTE TOP codes other than ADTs)	A.S. Degree
17976	Manufacturing Engineering Technology - Option: Fabrication	CTE (Limited to programs in CTE TOP codes other than ADTs)	A.S. Degree

Refer to the Chancellor's Office Curriculum Inventory for the full list of catalog names by TOP code

TOP6 Program Title: Manufacturing and Industrial Technology

County: San Diego

Supply Gap Analysis

Annual Job Openings
Community College Awards
Non-Community College Awards

Manufacturing and Industrial Technology 1,865

10

For the selected TOP6 code and occupations, there is a(n) **Supply Gap** of 1,855 jobs.

Annual Job Openings – 5 Yr Avg (Demand)

Occupation	
Inspectors, Testers, Sorters, Samplers, and Weighers	586
Machinists	413
Industrial Machinery Mechanics	243
Engineering Technicians, Except Drafters, All Other	194
Computer-Controlled Machine Tool Operators, Metal and Plastic	160
Electrical and Electronics Repairers, Commercial and Industrial Equipment	91
Industrial Engineering Technicians	61
Occupational Health and Safety Specialists	57
Computer Numerically Controlled Machine Tool Programmers, Metal an..	35
Tool and Die Makers	25
Grand Total	1,865

Annual Program Awards – 3 Yr Avg (Supply)

Institution Name	
San Diego City	9
San Diego Continuing Education	1
Grand Total	10

Education, Training, and Wages

Occupation	Typical Entry-Level Education	Typical On-The-Job Training	25th Pct. Wage	Median Wage
Inspectors, Testers, Sorters, Samplers, and Weighers	HS diploma/equiv.	Moderate-term OJT	\$14.73	\$19.34
Machinists	HS diploma/equiv.	Long-term OJT	\$16.53	\$21.78
Industrial Machinery Mechanics	HS diploma/equiv.	Long-term OJT	\$22.22	\$26.87
Engineering Technicians, Except Drafters, All Other	Associate degree	None	\$26.21	\$33.04
Computer-Controlled Machine Tool Operators, Metal and Plastic	HS diploma/equiv.	Moderate-term OJT	\$16.34	\$21.60
Electrical and Electronics Repairers, Commercial and Industrial Equipment	Postsecondary nondeg. awd.	Long-term OJT	\$24.93	\$29.04
Industrial Engineering Technicians	Associate degree	None	\$28.16	\$33.93
Occupational Health and Safety	Bachelor's deg.	None	\$32.38	\$38.30

TOP6 Program Title: Manufacturing and Industrial Technology
County: San Diego

Annual Program Awards – 3 Yr Avg (Supply)

Award Level	San Diego City	San Diego Continuing Education	Grand Total
Associate Degree	1		1
Certificate 6 to < 18 semester units	7		7
Certificate 30 to < 60 semester units	1		1
Noncredit award 960+ hours		1	1
Grand Total	9	1	10

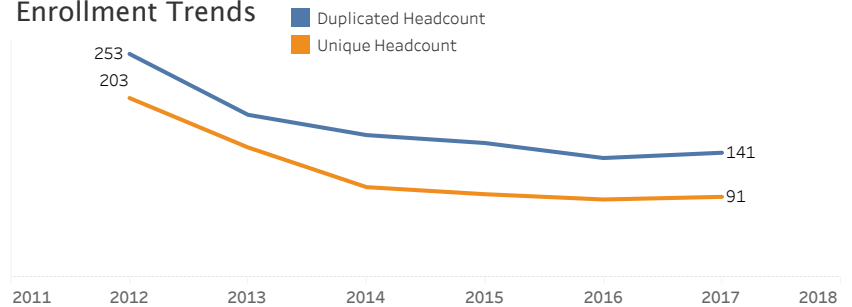
TOP6 Program Title: Manufacturing and Industrial Technology
College: San Diego City

Academic Year
2016-17

Enrollment Trends

	Duplicated Headcount	Unique Headcount	Course Sections
2011-12	253	203	13
2012-13	184	147	11
2013-14	161	102	9
2014-15	152	94	11
2015-16	135	88	11
2016-17	141	91	10

Enrollment Trends



Note: If there were fewer than 10 students, the data for the metric were suppressed in the Chancellor's Office LaunchBoard.


Duplicated Headcount: # Course Enrollments
(2016-17)

San Diego City 141

Unique Headcount: # of Students Who Took 1+
Courses (2016-17)

San Diego City 91

Course Sections (2016-17)



Note: If there were fewer than 10 students, the data for the metric were suppressed in the Chancellor's Office LaunchBoard.

TOP6 Program Title: Manufacturing and Industrial Technology
College: San Diego City


Academic Year
2015-16

Metric

	2013-14	2014-15	2015-16	2016-17
Course Retention Rate	89%	87%	89%	88%
Course Success Rate	75%	77%	76%	79%
Term-to-Term Retention Rate	53%	46%	67%	69%
Persistence Rate	37%	41%	37%	

Note: If there were fewer than 10 students, the data for the metric were suppressed in the Chancellor's Office LaunchBoard.


Course Retention Rate (2015-16)



Course Success Rate (2015-16)



Term-to-Term Retention Rate (2015-16)



Persistence Rate (2015-16)



Note: If there were fewer than 10 students, the data for the metric were suppressed in the Chancellor's Office LaunchBoard.

TOP6 Program Title: Manufacturing and Industrial Technology
College: San Diego City

Academic Year
2016-17

Award Level	2014-15	2015-16	2016-17	Latest 3-Yr Avg
Associate Degree	1	0	1	1
Certificate 6 to < 18 semester units	4	12	5	7
Certificate 30 to < 60 semester units	1	1	0	1
Grand Total	6	13	6	9

of Students Who Earned Associate Degrees (2016-17)

San Diego Continuing Education	0
San Diego City	

of Students Who Earned a Degree or Certificate (2016-17)

San Diego Continuing Education	
San Diego City	

of Students Who Earned a Locally-Issued Certificate (2016-17)

San Diego Continuing Education	0
San Diego City	

of Students Who Earned a Chancellor's Office Approved Certificate (2016-17)

San Diego City	0
San Diego Continuing Education	

Note: If there were fewer than 10 students, the data for the metric were suppressed in the Chancellor's Office LaunchBoard.

TOP6 Program Title: Manufacturing and Industrial Technology
College: San Diego City

Academic Year
2014-15


Metric		State	Region	San Diego City
% of Students Who Obtained a Job Closely Related to Field of Study	2014-15	75%		
% of Students Who Attained a Living Wage	2014-15	66%	93%	93%
% Median Change in Earnings	2014-15	51%	32%	32%

Note: If there were fewer than 10 students, the data for the metric were suppressed in the Chancellor's Office LaunchBoard.

% of Students Who Obtained a Job Closely Related to Field of Study (2014-15) % of Students Who Attained a Living Wage (2014-15)



% Median Change in Earnings (2014-15)



Note: If there were fewer than 10 students, the data for the metric were suppressed in the Chancellor's Office LaunchBoard.

Institution Name San Diego City	TOP6 Program Title Machining and Machine Tools	County San Diego
Occupation(s) that students would qualify for after completing this program: <input checked="" type="checkbox"/> Computer-Controlled Machine Tool Operators, Metal and Plastic <input checked="" type="checkbox"/> Machinists		

TOP6 Code	TOP6 Program Title	Institution Name
095630	Machining and Machine Tools	San Diego City



Catalog

Control Number	Catalog Name	Goal	Award
09468	Computer Numerical Control (CNC) Technology Option	CTE (Limited to programs in CTE TOP codes other than ADTs)	Certificate of Achievement: 18 or greater semester(or 27 or greater quarter) units
15818	Apprenticeship: Honeywell Tool & Die	CTE (Limited to programs in CTE TOP codes other than ADTs)	A.S. Degree
22353	Computer Aided Manufacturing (CAM) Option	CTE (Limited to programs in CTE TOP codes other than ADTs)	Certificate of Achievement: 18 or greater semester(or 27 or greater quarter) units

Refer to the Chancellor's Office Curriculum Inventory for the full list of catalog names by TOP code

TOP6 Program Title: Machining and Machine Tools
County: San Diego

Supply Gap Analysis

Annual Job Openings
Community College Awards
Non-Community College Awards

Machining and Machine Tools 573



For the selected TOP6 code and occupations, there is a(n) **Supply Gap** of 508 jobs.

Annual Job Openings – 5 Yr Avg (Demand)

Occupation	
Machinists	413
Computer-Controlled Machine Tool Operators, Metal and Plastic	160
Grand Total	573

Annual Program Awards – 3 Yr Avg (Supply)

Institution Name	
San Diego City	65
Grand Total	65

Education, Training, and Wages

Occupation	Typical Entry-Level Education	Typical On-The-Job Training	25th Pct. Wage	Median Wage
Machinists	HS diploma/equiv.	Long-term OJT	\$16.53	\$21.78
Computer-Controlled Machine Tool Operators, Metal and Plastic	HS diploma/equiv.	Moderate-term OJT	\$16.34	\$21.60

TOP6 Program Title: Machining and Machine Tools
County: San Diego

Annual Program Awards – 3 Yr Avg (Supply)

Award Level	San Diego City	Grand Total
Associate Degree	5	5
Certificate 6 to < 18 semester units	39	39
Certificate 18 to < 30 semester units	11	11
Certificate 30 to < 60 semester units	10	10
Grand Total	65	65

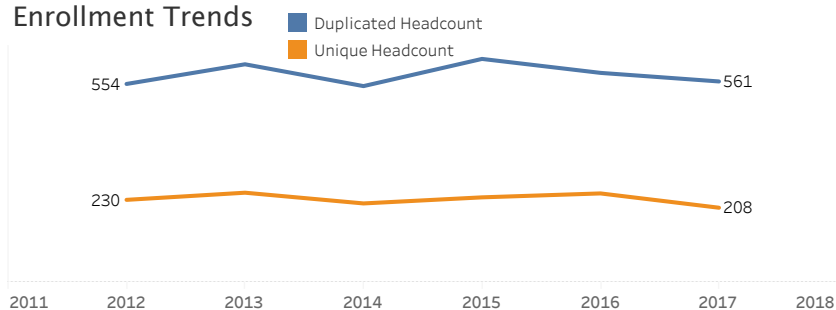
TOP6 Program Title: Machining and Machine Tools
 College: San Diego City

Academic Year
 2016-17

Enrollment Trends

	Duplicated Headcount	Unique Headcount	Course Sections
2011-12	554	230	41
2012-13	609	250	41
2013-14	548	220	41
2014-15	624	237	42
2015-16	585	248	42
2016-17	561	208	43

Enrollment Trends



Note: If there were fewer than 10 students, the data for the metric were suppressed in the Chancellor's Office LaunchBoard.

Duplicated Headcount: # Course Enrollments (2016-17)

San Diego City 561

Unique Headcount: # of Students Who Took 1+ Courses (2016-17)

San Diego City 208

Course Sections (2016-17)



Note: If there were fewer than 10 students, the data for the metric were suppressed in the Chancellor's Office LaunchBoard.

TOP6 Program Title: Machining and Machine Tools
College: San Diego City


Academic Year
2015-16

Metric

	2013-14	2014-15	2015-16	2016-17
Course Retention Rate	84%	89%	85%	88%
Course Success Rate	66%	75%	72%	67%
Term-to-Term Retention Rate	72%	60%	62%	68%
Persistence Rate	43%	34%	33%	

Note: If there were fewer than 10 students, the data for the metric were suppressed in the Chancellor's Office LaunchBoard.

Course Retention Rate (2015-16)



Course Success Rate (2015-16)



Term-to-Term Retention Rate (2015-16)



Persistence Rate (2015-16)



Note: If there were fewer than 10 students, the data for the metric were suppressed in the Chancellor's Office LaunchBoard.

TOP6 Program Title: Machining and Machine Tools
College: San Diego City

Academic Year
2016-17

Award Level	2014-15	2015-16	2016-17	Latest 3-Yr Avg
Associate Degree	7	7	2	5
Certificate 6 to < 18 semester units	57	13	48	39
Certificate 30 to < 60 semester units	15	8	8	10
Certificate 18 to < 30 semester units	14	11	8	11
Grand Total	93	39	66	65

of Students Who Earned Associate Degrees
(2016-17)

San Diego City

of Students Who Earned a Degree or Certificate
(2016-17)

San Diego City

41

of Students Who Earned a Locally-Issued
Certificate (2016-17)

San Diego City

35

of Students Who Earned a Chancellor's Office
Approved Certificate (2016-17)

San Diego City

10

Note: If there were fewer than 10 students, the data for the metric were suppressed in the Chancellor's Office LaunchBoard.

TOP6 Program Title: Machining and Machine Tools
College: San Diego City

Academic Year
2014-15


Metric		State	Region	San Diego City
% of Students Who Obtained a Job Closely Related to Field of Study	2014-15	66%	78%	78%
% of Students Who Attained a Living Wage	2014-15	64%	71%	71%
% Median Change in Earnings	2014-15	40%	39%	39%

Note: If there were fewer than 10 students, the data for the metric were suppressed in the Chancellor's Office LaunchBoard.

% of Students Who Obtained a Job Closely Related to Field of Study (2014-15) % of Students Who Attained a Living Wage (2014-15)



% Median Change in Earnings (2014-15)



Note: If there were fewer than 10 students, the data for the metric were suppressed in the Chancellor's Office LaunchBoard.

Institution Name San Diego City	TOP6 Program Title Other Engineering and Related Industrial Technologies	County San Diego
Occupation(s) that students would qualify for after completing this program: <input checked="" type="checkbox"/> Engineering Technicians, Except Drafters, All Other <input checked="" type="checkbox"/> Industrial Engineering Technicians		

TOP6 Code	TOP6 Program Title	Institution Name
099900	Other Engineering and Related Industrial Technologies	San Diego City



Catalog

Control Number	Catalog Name	Goal	Award
09469	Solar Turbines, Incorporated Apprenticeship	CTE (Limited to programs in CTE TOP codes other than ADTs)	A.S. Degree
22357	Shipbuilding Technology	Career Technical Education (CTE) and Transfer	Certificate of Achievement: 18 or greater semester(or 27 or greater quarter) units
22358	Apprenticeship: Solar Turbines Inc.	CTE (Limited to programs in CTE TOP codes other than ADTs)	Certificate of Achievement: 18 or greater semester(or 27 or greater quarter) units

Refer to the Chancellor's Office Curriculum Inventory for the full list of catalog names by TOP code

TOP6 Program Title: Other Engineering and Related Industrial Technologies
County: San Diego

Supply Gap Analysis

Annual Job Openings
Community College Awards
Non-Community College Awards

Other Engineering and
Related Industrial
Technologies 255



For the selected TOP6 code and occupations,
there is a(n) **Supply Gap** of 251 jobs.

Annual Job Openings – 5 Yr Avg (Demand)

Occupation	
Engineering Technicians, Except Drafters, All Other	194
Industrial Engineering Technicians	61
Grand Total	255

Annual Program Awards – 3 Yr Avg (Supply)

Institution Name	
San Diego City	4
Grand Total	4

Education, Training, and Wages

Occupation	Typical Entry-Level Education	Typical On-The-Job Training	25th Pct. Wage	Median Wage
Engineering Technicians, Except Drafters, All Other	Associate degree	None	\$26.21	\$33.04
Industrial Engineering Technicians	Associate degree	None	\$28.16	\$33.93

TOP6 Program Title: Other Engineering and Related Industrial Technologies
County: San Diego

Annual Program Awards – 3 Yr Avg (Supply)

Award Level	San Diego City	Grand Total
Associate Degree	3	3
Certificate 18 to < 30 semester units	1	1
Grand Total	4	4

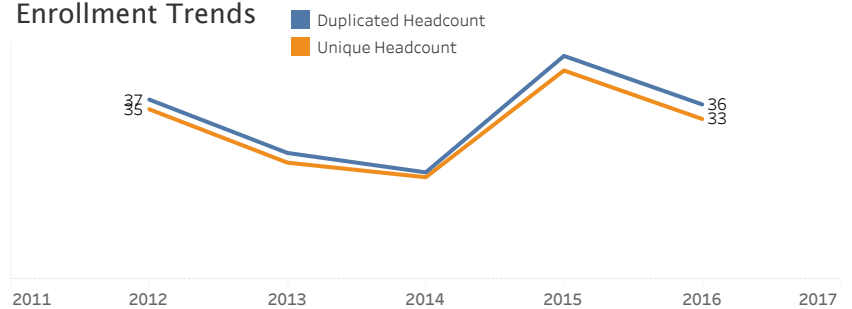
TOP6 Program Title: Other Engineering and Related Industrial Technologies
College: San Diego City

Academic Year
2016-17

Enrollment Trends

	Duplicated Headcount	Unique Headcount	Course Sections
2011-12	37	35	8
2012-13	26	24	9
2013-14	22	21	7
2014-15	46	43	8
2015-16	36	33	9
2016-17			4

Enrollment Trends



Note: If there were fewer than 10 students, the data for the metric were suppressed in the Chancellor's Office LaunchBoard.


Duplicated Headcount: # Course Enrollments (2016-17)



Unique Headcount: # of Students Who Took 1+ Courses (2016-17)



Course Sections (2016-17)



Note: If there were fewer than 10 students, the data for the metric were suppressed in the Chancellor's Office LaunchBoard.

TOP6 Program Title: Other Engineering and Related Industrial Technologies
College: San Diego City

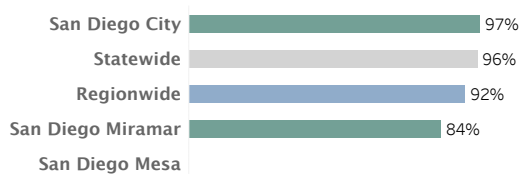
Academic Year
2015-16

Metric

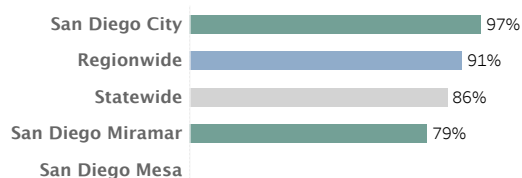
	2013-14	2014-15	2015-16	2016-17
Course Retention Rate	91%	80%	97%	
Course Success Rate	77%	80%	97%	
Term-to-Term Retention Rate		81%	79%	
Persistence Rate		34%	37%	

Note: If there were fewer than 10 students, the data for the metric were suppressed in the Chancellor's Office LaunchBoard.

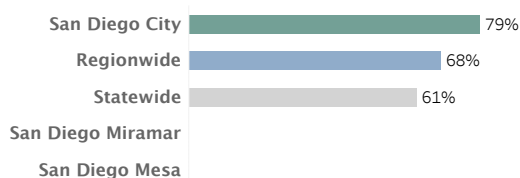
Course Retention Rate (2015-16)



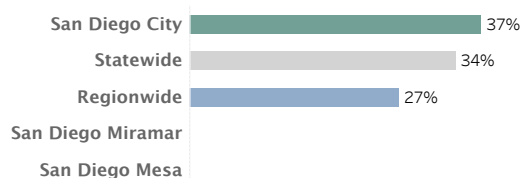
Course Success Rate (2015-16)



Term-to-Term Retention Rate (2015-16)



Persistence Rate (2015-16)



Note: If there were fewer than 10 students, the data for the metric were suppressed in the Chancellor's Office LaunchBoard.

TOP6 Program Title: Other Engineering and Related Industrial Technologies
College: San Diego City

Academic Year
2016-17

Award Level	2014-15	2015-16	2016-17	Latest 3-Yr Avg
Associate Degree	3	5	1	3
Certificate 18 to < 30 semester units	2	2	0	1
Grand Total	5	7	1	4

of Students Who Earned Associate Degrees
(2016-17)

San Diego City

of Students Who Earned a Degree or Certificate
(2016-17)

San Diego City

of Students Who Earned a Locally-Issued
Certificate (2016-17)

San Diego City

0

of Students Who Earned a Chancellor's Office
Approved Certificate (2016-17)

San Diego City

0

Note: If there were fewer than 10 students, the data for the metric were suppressed in the Chancellor's Office LaunchBoard.

TOP6 Program Title: Other Engineering and Related Industrial Technologies
College: San Diego City

Academic Year
2014-15

Metric		State	Region	San Diego City
% of Students Who Obtained a Job Closely Related to Field of Study	2014-15	67%		
% of Students Who Attained a Living Wage	2014-15	56%	80%	
% Median Change in Earnings	2014-15	28%	36%	45%

Note: If there were fewer than 10 students, the data for the metric were suppressed in the Chancellor's Office LaunchBoard.

% of Students Who Obtained a Job Closely Related to Field of Study (2014-15) % of Students Who Attained a Living Wage (2014-15)



% Median Change in Earnings (2014-15)



Note: If there were fewer than 10 students, the data for the metric were suppressed in the Chancellor's Office LaunchBoard.

Institution Name San Diego City	TOP6 Program Title Commercial Music	County San Diego
Occupation(s) that students would qualify for after completing this program: <input checked="" type="checkbox"/> Audio and Video Equipment Technicians <input checked="" type="checkbox"/> Sound Engineering Technicians		

TOP6 Code	TOP6 Program Title	Institution Name
100500	Commercial Music	San Diego City



Catalog

Control Number	Catalog Name	Goal	Award
22359	Digital MusicTechnology	CTE (Limited to programs in CTE TOP codes other than ADTs)	Certificate of Achievement: 18 or greater semester(or 27 or greater quarter) units
33645	Digital Music Technology	CTE (Limited to programs in CTE TOP codes other than ADTs)	A.S. Degree
33677	Audio Production	CTE (Limited to programs in CTE TOP codes other than ADTs)	Certificate of Achievement: 18 or greater semester(or 27 or greater quarter) units


Refer to the Chancellor's Office Curriculum Inventory for the full list of catalog names by TOP code

TOP6 Program Title: Commercial Music

County: San Diego

Supply Gap Analysis

Annual Job Openings
Community College Awards
Non-Community College Awards



For the selected TOP6 code and occupations,
there is a(n) **Supply Gap** of 74 jobs.

Annual Job Openings – 5 Yr Avg (Demand)

Occupation	
Audio and Video Equipment Technicians	111
Sound Engineering Technicians	27
Grand Total	138

Annual Program Awards – 3 Yr Avg (Supply)

Institution Name	
MiraCosta	21
San Diego City	8
San Diego Miramar	1
Southwestern	4
Argosy University–The Art Institute of California–San Diego	6
MediaTech Institute–Oceanside	24
Grand Total	64

Education, Training, and Wages

Occupation	Typical Entry-Level Education	Typical On-The-Job Training	25th Pct. Wage	Median Wage
Audio and Video Equipment Technicians	Postsecondary nondeg. awd.	Short-term OJT	\$16.46	\$19.78
Sound Engineering Technicians	Postsecondary nondeg. awd.	Short-term OJT	\$19.01	\$26.76

TOP6 Program Title: Commercial Music
County: San Diego

Annual Program Awards – 3 Yr Avg (Supply)

Award Level	MiraCosta	San Diego City	San Diego Miramar	Southwestern	Argosy University-The Art Institute of California-San Diego	MediaTech Institute-Oceanside	Grand Total
Associate Degree	5	7		3	6		21
Award 1 < 2 academic yrs						24	24
Certificate 6 to < 18 semester units	3		1				4
Certificate 12 to < 18 semester units	1						1
Certificate 18 to < 30 semester units	11	1					12
Certificate 30 to < 60 semester units	1			1			2
Grand Total	21	8	1	4	6	24	64

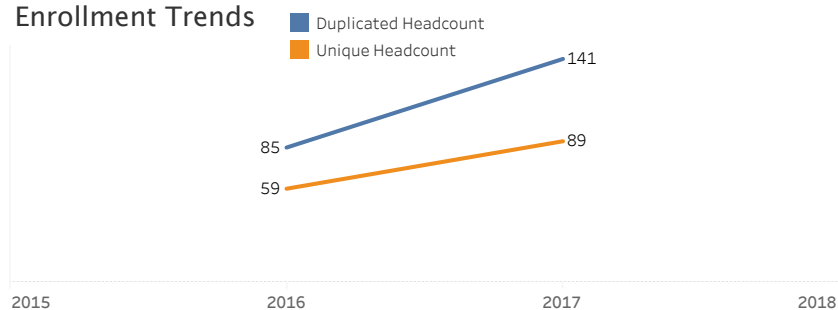
TOP6 Program Title: Commercial Music
College: San Diego City

Academic Year
2016-17

Enrollment Trends

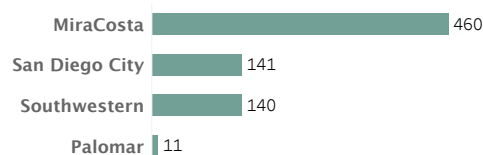
	Duplicated Headcount	Unique Headcount	Course Sections
2015-16	85	59	5
2016-17	141	89	6

Enrollment Trends

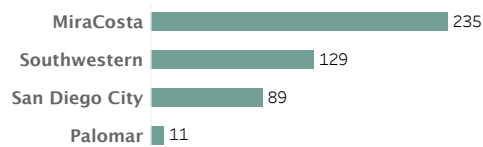


Note: If there were fewer than 10 students, the data for the metric were suppressed in the Chancellor's Office LaunchBoard.

Duplicated Headcount: # Course Enrollments (2016-17)



Unique Headcount: # of Students Who Took 1+ Courses (2016-17)



Course Sections (2016-17)



Note: If there were fewer than 10 students, the data for the metric were suppressed in the Chancellor's Office LaunchBoard.

TOP6 Program Title: Commercial Music
College: San Diego City

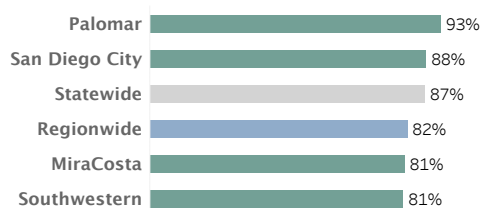
Academic Year
2015-16

Metric

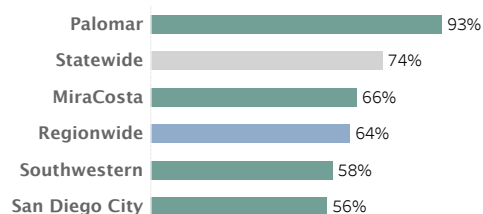
	2015-16	2016-17
Course Retention Rate	88%	78%
Course Success Rate	56%	53%
Term-to-Term Retention Rate		67%
Persistence Rate	24%	

Note: If there were fewer than 10 students, the data for the metric were suppressed in the Chancellor's Office LaunchBoard.

Course Retention Rate (2015-16)



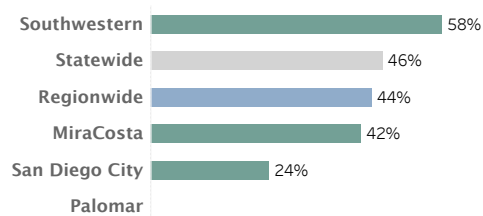
Course Success Rate (2015-16)



Term-to-Term Retention Rate (2015-16)



Persistence Rate (2015-16)



Note: If there were fewer than 10 students, the data for the metric were suppressed in the Chancellor's Office LaunchBoard.

TOP6 Program Title: Commercial Music
College: San Diego City

Academic Year
2016-17

Award Level	2014-15	2015-16	2016-17	Latest 3-Yr Avg
Associate Degree	10	3	7	7
Certificate 18 to < 30 semester units	0	3	1	1
Grand Total	10	6	8	8

of Students Who Earned Associate Degrees
(2016-17)

Southwestern
San Diego City
MiraCosta

of Students Who Earned a Degree or Certificate
(2016-17)

Southwestern
San Diego City
MiraCosta

of Students Who Earned a Locally-Issued
Certificate (2016-17)

Southwestern
San Diego City
MiraCosta

0
0

of Students Who Earned a Chancellor's Office
Approved Certificate (2016-17)

Southwestern
San Diego City
MiraCosta

0

Note: If there were fewer than 10 students, the data for the metric were suppressed in the Chancellor's Office LaunchBoard.

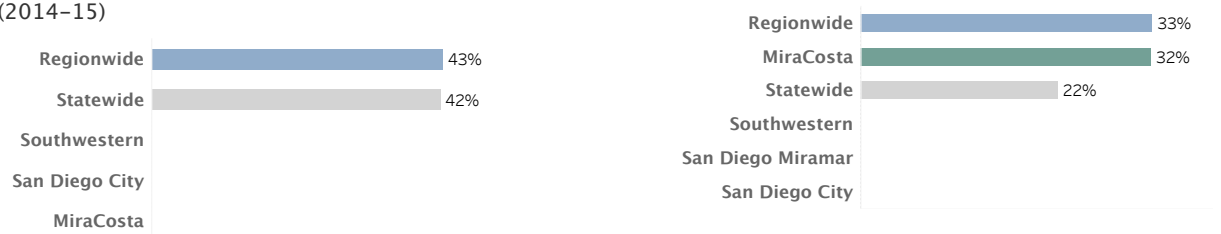
TOP6 Program Title: Commercial Music
College: San Diego City

Academic Year
2014-15

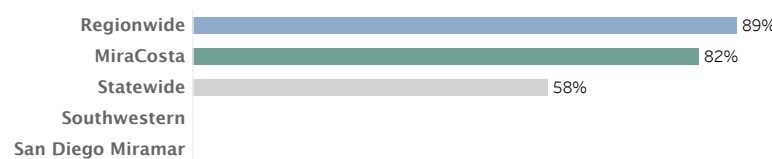
Metric		State	Region	San Diego City
% of Students Who Obtained a Job Closely Related to Field of Study	2014-15	42%	43%	
% of Students Who Attained a Living Wage	2014-15	22%	33%	
% Median Change in Earnings	2014-15	58%	89%	

Note: If there were fewer than 10 students, the data for the metric were suppressed in the Chancellor's Office LaunchBoard.

% of Students Who Obtained a Job Closely Related to Field of Study (2014-15) % of Students Who Attained a Living Wage (2014-15)



% Median Change in Earnings (2014-15)



Note: If there were fewer than 10 students, the data for the metric were suppressed in the Chancellor's Office LaunchBoard.

Institution Name San Diego City	TOP6 Program Title Applied Photography	County San Diego
Occupation(s) that students would qualify for after completing this program: <input checked="" type="checkbox"/> Photographers		

TOP6 Code	TOP6 Program Title	Institution Name
101200	Applied Photography	San Diego City



Catalog

Control Number	Catalog Name	Goal	Award
22360	Photography	Career Technical Education (CTE) and Transfer	Certificate of Achievement: 18 or greater semester(or 27 or greater quarter) units

Refer to the Chancellor's Office Curriculum Inventory for the full list of catalog names by TOP code

TOP6 Program Title: Applied Photography
County: San Diego

Supply Gap Analysis



For the selected TOP6 code and occupations,
there is a(n) **Supply Gap** of 130 jobs.

Annual Job Openings – 5 Yr Avg (Demand)

Occupation	
Photographers	197
Grand Total	197

Annual Program Awards – 3 Yr Avg (Supply)

Institution Name	
MiraCosta	13
Palomar	20
San Diego City	7
Southwestern	8
Argosy University–The Art Institute of California–San Diego	7
MediaTech Institute–Oceanside	10
Platt College–San Diego	2
Grand Total	67

Education, Training, and Wages

Occupation	Typical Entry–Level Education	Typical On–The–Job Training	25th Pct. Wage	Median Wage
Photographers	HS diploma/equiv.	Long–term OJT	\$14.91	\$17.61

TOP6 Program Title: Applied Photography
County: San Diego

Annual Program Awards – 3 Yr Avg (Supply)

Award Level	MiraCosta	Palomar	San Diego City	Southwestern	Argosy University–The Art Institute of California–San Diego	MediaTech Institute–Oceanside	Platt College–San Diego	Grand Total
Associate Degree	5	7	4	4	7			27
Award 1 < 2 academic yrs						10		10
Award < 1 academic yr							2	2
Certificate 6 to < 18 semester units		4						4
Certificate 12 to < 18 semester units	1							1
Certificate 18 to < 30 semester units	7		3					10
Certificate 30 to < 60 semester units		9		4				13
Grand Total	13	20	7	8	7	10	2	67

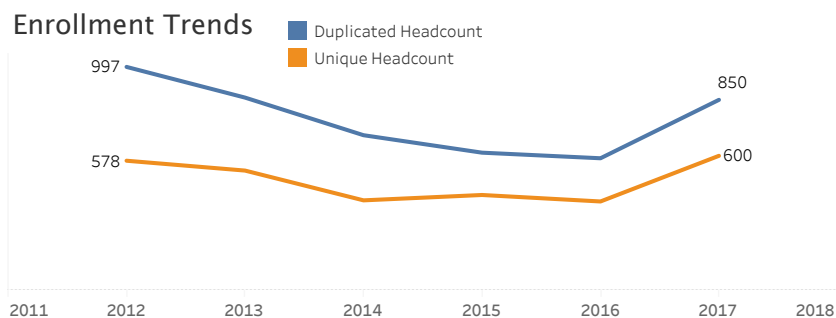
TOP6 Program Title: Applied Photography
College: San Diego City

Academic Year
2016-17

Enrollment Trends

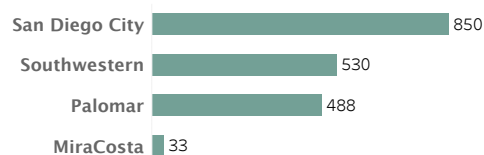
	Duplicated Headcount	Unique Headcount	Course Sections
2011-12	997	578	52
2012-13	860	534	42
2013-14	692	401	40
2014-15	614	425	45
2015-16	589	396	37
2016-17	850	600	38

Enrollment Trends

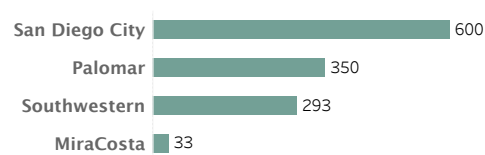


Note: If there were fewer than 10 students, the data for the metric were suppressed in the Chancellor's Office LaunchBoard.


Duplicated Headcount: # Course Enrollments (2016-17)



Unique Headcount: # of Students Who Took 1+ Courses (2016-17)



Course Sections (2016-17)



Note: If there were fewer than 10 students, the data for the metric were suppressed in the Chancellor's Office LaunchBoard.

TOP6 Program Title: Applied Photography
College: San Diego City

Academic Year
2015-16

Metric

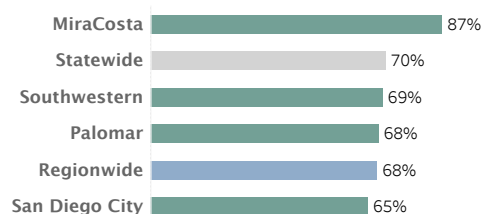
	2013-14	2014-15	2015-16	2016-17
Course Retention Rate	85%	89%	86%	84%
Course Success Rate	71%	75%	65%	66%
Term-to-Term Retention Rate	66%	68%	64%	59%
Persistence Rate	40%	32%	35%	

Note: If there were fewer than 10 students, the data for the metric were suppressed in the Chancellor's Office LaunchBoard.

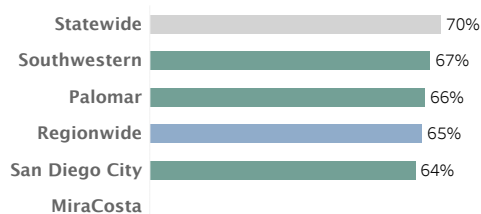
Course Retention Rate (2015-16)



Course Success Rate (2015-16)



Term-to-Term Retention Rate (2015-16)



Persistence Rate (2015-16)



Note: If there were fewer than 10 students, the data for the metric were suppressed in the Chancellor's Office LaunchBoard.

TOP6 Program Title: Applied Photography
College: San Diego City

Academic Year
2016-17

Award Level	2014-15	2015-16	2016-17	Latest 3-Yr Avg
Associate Degree	4	4	4	4
Certificate 18 to < 30 semester units	1	3	4	3
Grand Total	5	7	8	7

of Students Who Earned Associate Degrees (2016-17)

Southwestern
San Diego City
Palomar
MiraCosta

of Students Who Earned a Degree or Certificate (2016-17)

Palomar 10
Southwestern
San Diego City
MiraCosta

of Students Who Earned a Locally-Issued Certificate (2016-17)

Southwestern 0
San Diego City 0
MiraCosta 0
Palomar

of Students Who Earned a Chancellor's Office Approved Certificate (2016-17)

Palomar 10
Southwestern
San Diego City
MiraCosta

Note: If there were fewer than 10 students, the data for the metric were suppressed in the Chancellor's Office LaunchBoard.

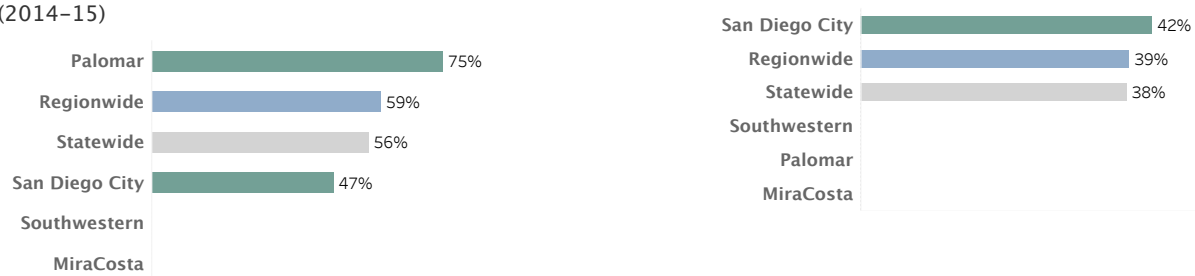
TOP6 Program Title: Applied Photography
College: San Diego City

Academic Year
2014-15

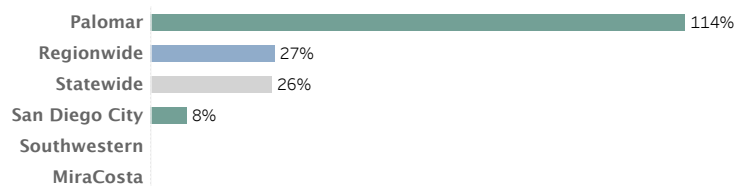
Metric		State	Region	San Diego City
% of Students Who Obtained a Job Closely Related to Field of Study	2014-15	56%	59%	47%
% of Students Who Attained a Living Wage	2014-15	38%	39%	42%
% Median Change in Earnings	2014-15	26%	27%	8%

Note: If there were fewer than 10 students, the data for the metric were suppressed in the Chancellor's Office LaunchBoard.

% of Students Who Obtained a Job Closely Related to Field of Study (2014-15) % of Students Who Attained a Living Wage (2014-15)



% Median Change in Earnings (2014-15)



Note: If there were fewer than 10 students, the data for the metric were suppressed in the Chancellor's Office LaunchBoard.

Institution Name San Diego City	TOP6 Program Title Graphic Art and Design	County San Diego
Occupation(s) that students would qualify for after completing this program: <input checked="" type="checkbox"/> Art Directors <input checked="" type="checkbox"/> Graphic Designers <input checked="" type="checkbox"/> Multimedia Artists and Animators		

TOP6 Code	TOP6 Program Title	Institution Name
103000	Graphic Art and Design	San Diego City



Catalog

Control Number	Catalog Name	Goal	Award
22361	Graphic Design	CTE (Limited to programs in CTE TOP codes other than ADTs)	Certificate of Achievement: 18 or greater semester(or 27 or greater quarter) units

Refer to the Chancellor's Office Curriculum Inventory for the full list of catalog names by TOP code

TOP6 Program Title: Graphic Art and Design

County: San Diego

Supply Gap Analysis

Annual Job Openings
Community College Awards
Non-Community College Awards

Graphic Art and Design 483



For the selected TOP6 code and occupations, there is a(n) **Supply Gap** of 336 jobs.

Annual Job Openings – 5 Yr Avg (Demand)

Occupation	
Graphic Designers	357
Art Directors	68
Multimedia Artists and Animators	58
Grand Total	483

Annual Program Awards – 3 Yr Avg (Supply)

Institution Name	
Cuyamaca	13
Palomar	9
San Diego City	19
San Diego Continuing Education	6
Southwestern	10
Argosy University–The Art Institute of California–San Diego	11
Platt College–San Diego	79
Grand Total	147

Education, Training, and Wages

Occupation	Typical Entry-Level Education	Typical On-The-Job Training	25th Pct. Wage	Median Wage
Graphic Designers	Bachelor's deg.	None	\$17.76	\$20.58
Art Directors	Bachelor's deg.	None	\$16.20	\$19.11
Multimedia Artists and Animators	Bachelor's deg.	None	\$14.67	\$25.42

TOP6 Program Title: Graphic Art and Design
County: San Diego

Annual Program Awards – 3 Yr Avg (Supply)

Award Level	Cuyamaca	Palomar	San Diego City	San Diego Continuing Education	Southwestern	Argosy University – The Art Institute of California – San Diego	Platt College – San Diego	Grand Total
Associate degree	10	6	8		10	11	79	124
Certificate 6 to < 18 semester units		2						2
Certificate 18 to < 30 semester units		1	3					4
Certificate 30 to < 60 semester units	3		8					11
Noncredit award 480 to < 960 hours				5				5
Noncredit award 960+ hours				1				1
Grand Total	13	9	19	6	10	11	79	147

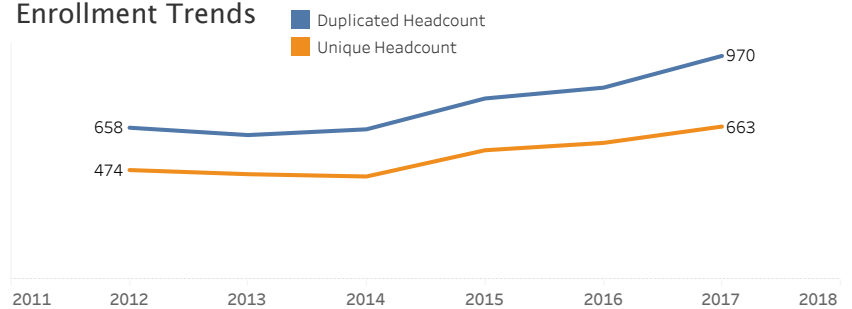
TOP6 Program Title: Graphic Art and Design
 College: San Diego City

Academic Year
 2016-17

Enrollment Trends

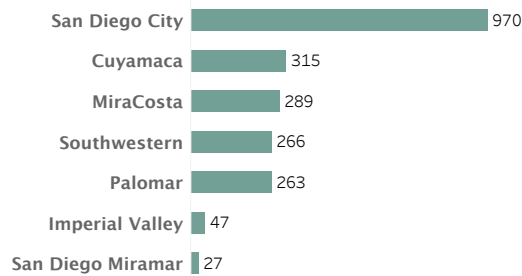
	Duplicated Headcount	Unique Headcount	Course Sections
2011-12	658	474	26
2012-13	626	456	32
2013-14	651	446	24
2014-15	785	560	29
2015-16	832	592	32
2016-17	970	663	32

Enrollment Trends

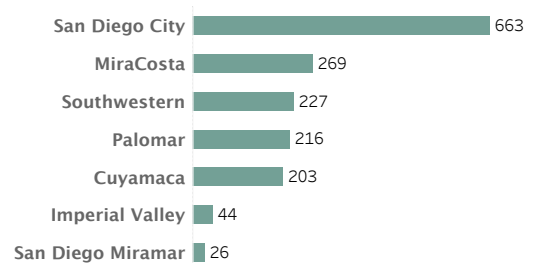


Note: If there were fewer than 10 students, the data for the metric were suppressed in the Chancellor's Office LaunchBoard.

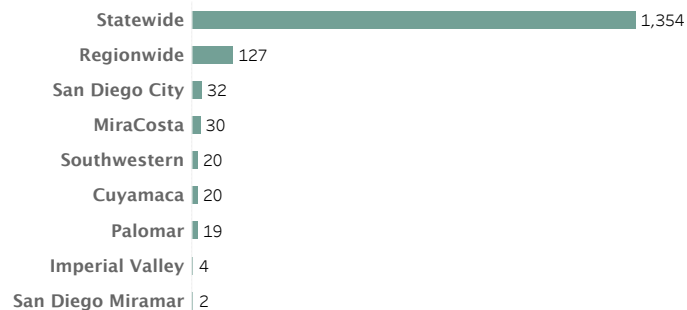
Duplicated Headcount: # Course Enrollments (2016-17)



Unique Headcount: # of Students Who Took 1+ Courses (2016-17)



Course Sections (2016-17)



Note: If there were fewer than 10 students, the data for the metric were suppressed in the Chancellor's Office LaunchBoard.

TOP6 Program Title: Graphic Art and Design
College: San Diego City

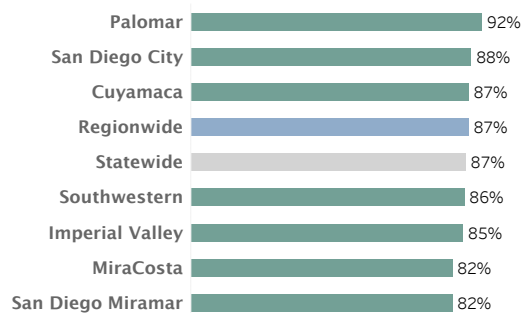
Academic Year
2015-16

Metric

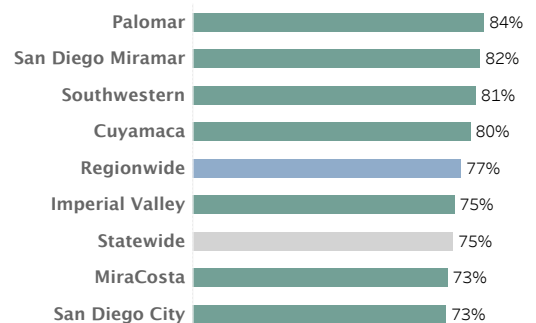
	2013-14	2014-15	2015-16	2016-17
Course Retention Rate	86%	86%	88%	87%
Course Success Rate	72%	71%	73%	76%
Term-to-Term Retention Rate	67%	61%	68%	63%
Persistence Rate	44%	39%	42%	

Note: If there were fewer than 10 students, the data for the metric were suppressed in the Chancellor's Office LaunchBoard.

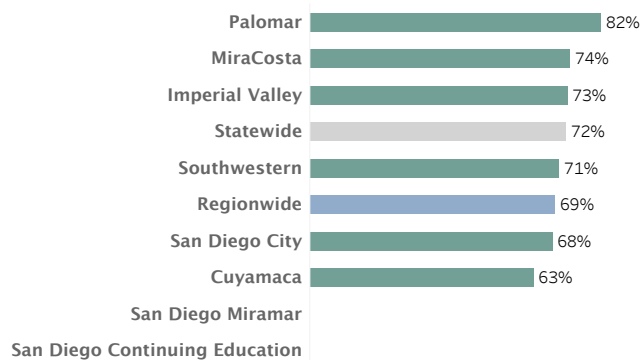
Course Retention Rate (2015-16)



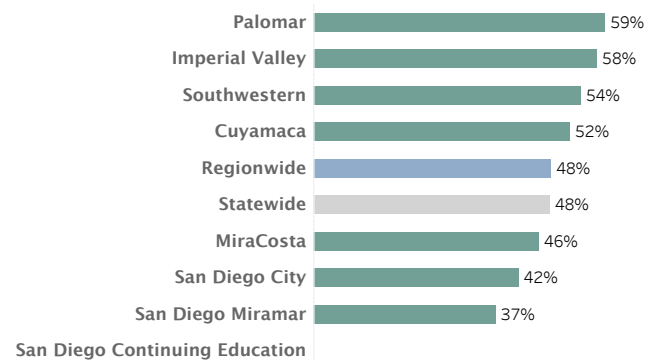
Course Success Rate (2015-16)



Term-to-Term Retention Rate (2015-16)



Persistence Rate (2015-16)




Note: If there were fewer than 10 students, the data for the metric were suppressed in the Chancellor's Office LaunchBoard.

TOP6 Program Title: Graphic Art and Design
College: San Diego City

Academic Year
2016-17

Award Level	2014-15	2015-16	2016-17	Latest 3-Yr Avg
Associate Degree	9	5	10	8
Certificate 30 to < 60 semester units	1	11	11	8
Certificate 18 to < 30 semester units	4	3	3	3
Grand Total	14	19	24	19

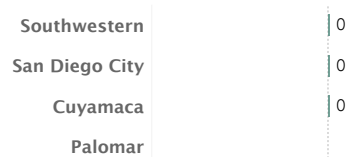
of Students Who Earned Associate Degrees
(2016-17)




of Students Who Earned a Degree or Certificate
(2016-17)



of Students Who Earned a Locally-Issued
Certificate (2016-17)



of Students Who Earned a Chancellor's Office
Approved Certificate (2016-17)



Note: If there were fewer than 10 students, the data for the metric were suppressed in the Chancellor's Office LaunchBoard.

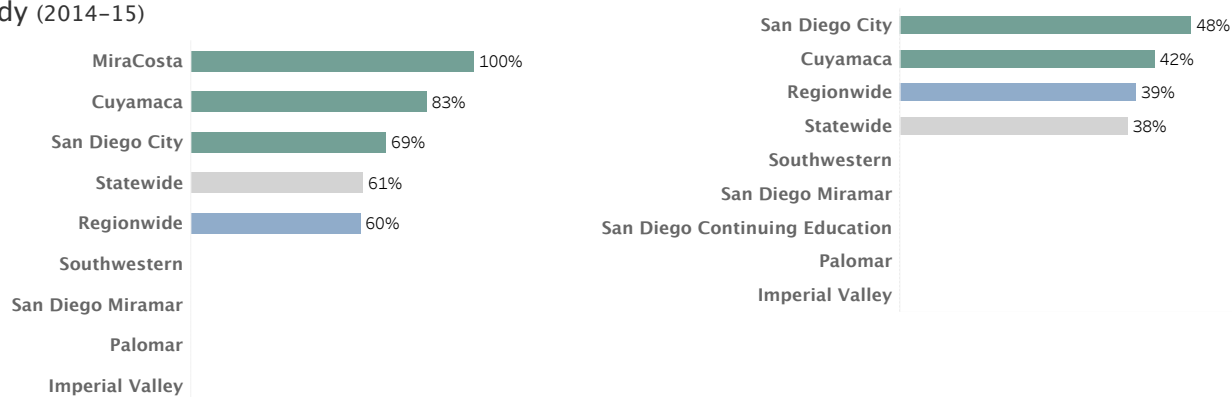
TOP6 Program Title: Graphic Art and Design
College: San Diego City

Academic Year
2014-15

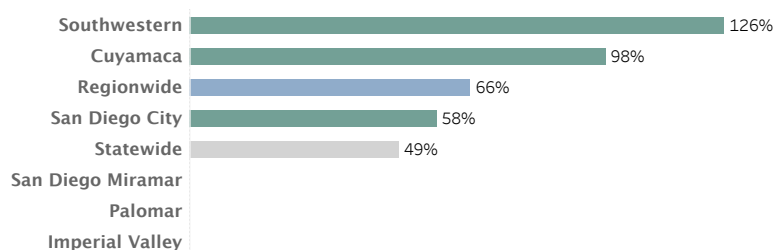
Metric		State	Region	San Diego City
% of Students Who Obtained a Job Closely Related to Field of Study	2014-15	61%	60%	69%
% of Students Who Attained a Living Wage	2014-15	38%	39%	48%
% Median Change in Earnings	2014-15	49%	66%	58%

Note: If there were fewer than 10 students, the data for the metric were suppressed in the Chancellor's Office LaunchBoard.

% of Students Who Obtained a Job Closely Related to Field of Study (2014-15) % of Students Who Attained a Living Wage (2014-15)



% Median Change in Earnings (2014-15)



Note: If there were fewer than 10 students, the data for the metric were suppressed in the Chancellor's Office LaunchBoard.

Institution Name San Diego City	TOP6 Program Title Registered Nursing	County San Diego
Occupation(s) that students would qualify for after completing this program: <input checked="" type="checkbox"/> Registered Nurses		

TOP6 Code	TOP6 Program Title	Institution Name
123010	Registered Nursing	San Diego City



Catalog

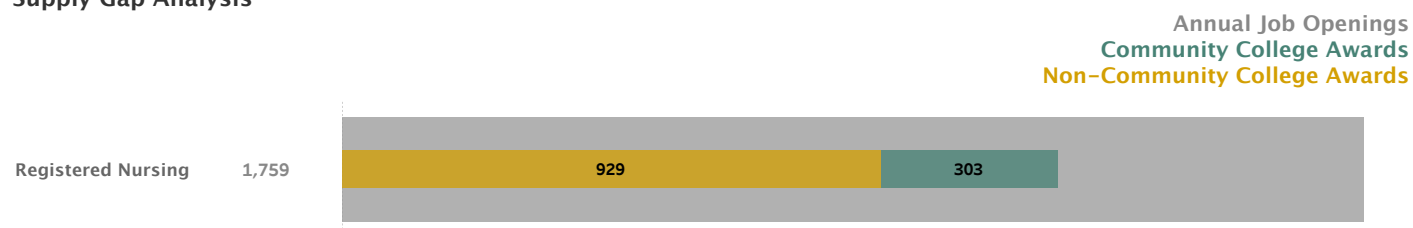
Control Number	Catalog Name	Goal	Award
31168	Licensed Vocational Nurse to Registered Nurse	CTE (Limited to programs in CTE TOP codes other than ADTs)	A.S. Degree
31169	Registered Nurse: Generic	CTE (Limited to programs in CTE TOP codes other than ADTs)	A.S. Degree

Refer to the Chancellor's Office Curriculum Inventory for the full list of catalog names by TOP code

TOP6 Program Title: Registered Nursing

County: San Diego

Supply Gap Analysis



For the selected TOP6 code and occupations,
there is a(n) **Supply Gap** of 527 jobs.

Annual Job Openings – 5 Yr Avg (Demand)

Occupation	
Registered Nurses	1,759
Grand Total	1,759

Annual Program Awards – 3 Yr Avg (Supply)

Institution Name	
Grossmont	83
MiraCosta	44
Palomar	55
San Diego City	57
Southwestern	64
Brightwood College-San Diego	184
California State University-San Marcos	184
National University	273
Point Loma Nazarene University	67
San Diego State University	198
United States University	22
University of San Diego	1
Grand Total	1,232

Education, Training, and Wages

Occupation	Typical Entry-Level Education	Typical On-The-Job Training	25th Pct. Wage	Median Wage
Registered Nurses	Bachelor's deg.	None	\$37.41	\$45.11

TOP6 Program Title: Registered Nursing
County: San Diego

Annual Program Awards – 3 Yr Avg (Supply)

Award Level	Grossmont	MiraCosta	Palomar	San Diego City	Southwestern	Brightwood College-San Diego	California State University-San Marcos	National University	Point Loma Nazarene University	San Diego State University	United States University	University of San Diego	Grand Total
Associate degree	83	44	55	57	64	184		1					488
Bachelor's degree							184	272	67	198	22	1	744
Grand Total	83	44	55	57	64	184	184	273	67	198	22	1	1,232

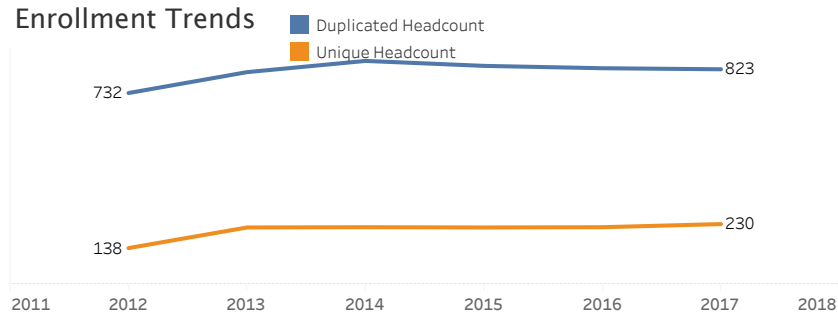
TOP6 Program Title: Registered Nursing
 College: San Diego City

Academic Year
 2016-17

Enrollment Trends

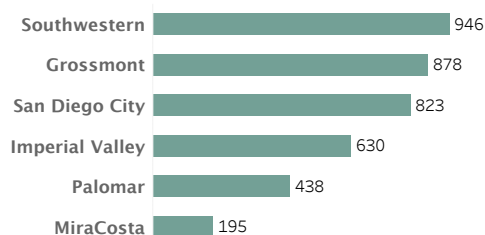
	Duplicated Headcount	Unique Headcount	Course Sections
2011-12	732	138	37
2012-13	812	217	36
2013-14	855	218	36
2014-15	836	217	40
2015-16	827	218	38
2016-17	823	230	40

Enrollment Trends

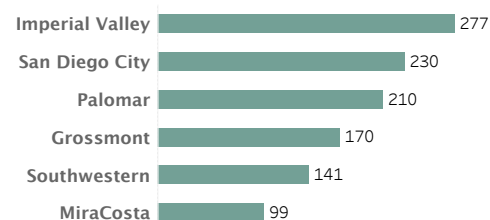


Note: If there were fewer than 10 students, the data for the metric were suppressed in the Chancellor's Office LaunchBoard.


Duplicated Headcount: # Course Enrollments (2016-17)



Unique Headcount: # of Students Who Took 1+ Courses (2016-17)



Course Sections (2016-17)



Note: If there were fewer than 10 students, the data for the metric were suppressed in the Chancellor's Office LaunchBoard.

TOP6 Program Title: Registered Nursing
College: San Diego City

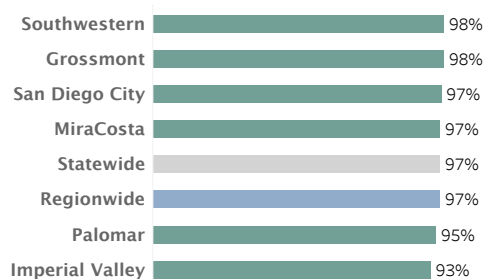
Academic Year
2015-16

Metric

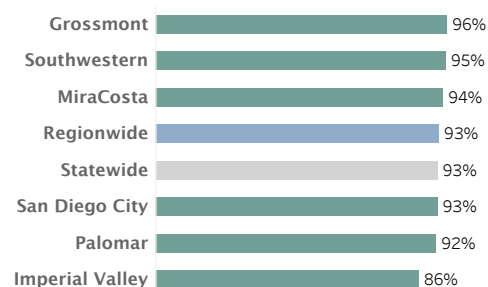
	2013-14	2014-15	2015-16	2016-17
Course Retention Rate	97%	97%	97%	97%
Course Success Rate	94%	92%	93%	91%
Term-to-Term Retention Rate	86%	82%	83%	73%
Persistence Rate	78%	74%	72%	

Note: If there were fewer than 10 students, the data for the metric were suppressed in the Chancellor's Office LaunchBoard.

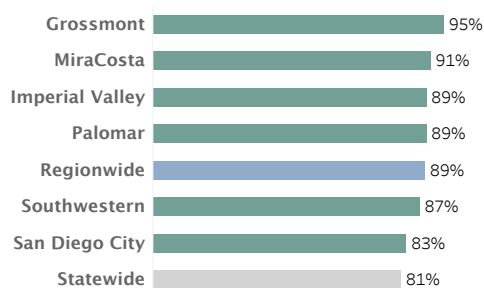
Course Retention Rate (2015-16)



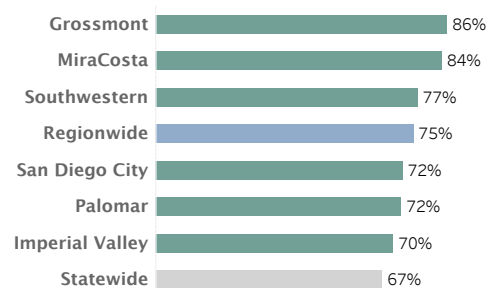
Course Success Rate (2015-16)



Term-to-Term Retention Rate (2015-16)



Persistence Rate (2015-16)



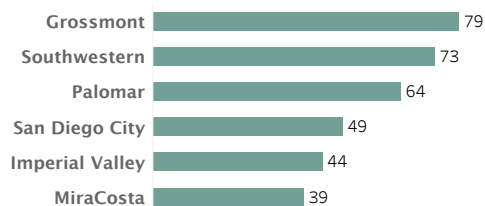
Note: If there were fewer than 10 students, the data for the metric were suppressed in the Chancellor's Office LaunchBoard.

TOP6 Program Title: Registered Nursing
College: San Diego City

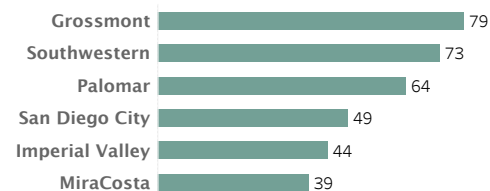
Academic Year
2016-17

Award Level	2014-15	2015-16	2016-17	Latest 3-Yr Avg
Associate Degree	60	62	49	57
Grand Total	60	62	49	57

of Students Who Earned Associate Degrees (2016-17)



of Students Who Earned a Degree or Certificate (2016-17)



of Students Who Earned a Locally-Issued Certificate (2016-17)

Southwestern	0
San Diego City	0
Palomar	0
MiraCosta	0
Imperial Valley	0
Grossmont	0

of Students Who Earned a Chancellor's Office Approved Certificate (2016-17)

Southwestern	0
San Diego City	0
Palomar	0
MiraCosta	0
Imperial Valley	0
Grossmont	0

Note: If there were fewer than 10 students, the data for the metric were suppressed in the Chancellor's Office LaunchBoard.

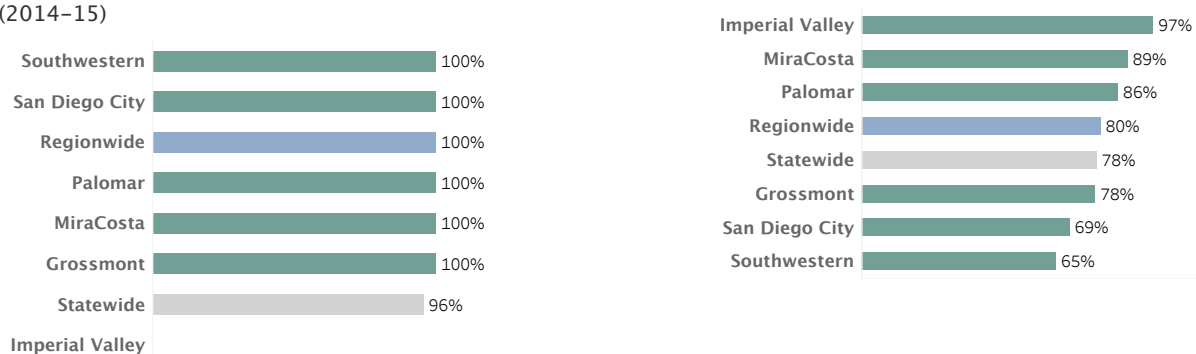
TOP6 Program Title: Registered Nursing
College: San Diego City

Academic Year
2014-15

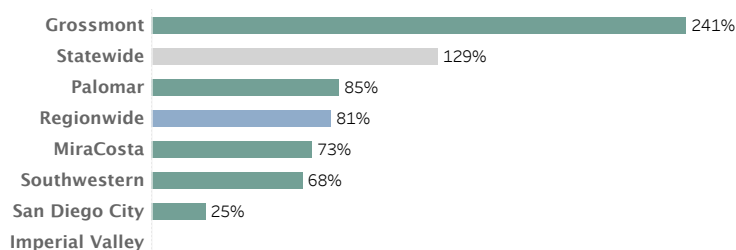
Metric		State	Region	San Diego City
% of Students Who Obtained a Job Closely Related to Field of Study	2014-15	96%	100%	100%
% of Students Who Attained a Living Wage	2014-15	78%	80%	69%
% Median Change in Earnings	2014-15	129%	81%	25%

Note: If there were fewer than 10 students, the data for the metric were suppressed in the Chancellor's Office LaunchBoard.

% of Students Who Obtained a Job Closely Related to Field of Study (2014-15) % of Students Who Attained a Living Wage (2014-15)



% Median Change in Earnings (2014-15)



Note: If there were fewer than 10 students, the data for the metric were suppressed in the Chancellor's Office LaunchBoard.

Institution Name San Diego City	TOP6 Program Title Preschool Age Child	County San Diego
Occupation(s) that students would qualify for after completing this program: <input checked="" type="checkbox"/> Childcare Workers <input checked="" type="checkbox"/> Preschool Teachers, Except Special Education		

TOP6 Code	TOP6 Program Title	Institution Name
130540	Preschool Age Child	San Diego City



Catalog

Control Number	Catalog Name	Goal	Award
05268	Early Childhood Education	CTE (Limited to programs in CTE TOP codes other than ADTs)	A.S. Degree
12091	Associate Teacher	CTE (Limited to programs in CTE TOP codes other than ADTs)	Certificate of Achievement: 18 or greater semester(or 27 or greater quarter) units
12092	Teacher	CTE (Limited to programs in CTE TOP codes other than ADTs)	Certificate of Achievement: 18 or greater semester(or 27 or greater quarter) units
12093	Master Teacher	CTE (Limited to programs in CTE TOP codes other than ADTs)	Certificate of Achievement: 18 or greater semester(or 27 or greater quarter) units

Refer to the Chancellor's Office Curriculum Inventory for the full list of catalog names by TOP code

TOP6 Program Title: Preschool Age Child

County: San Diego

Supply Gap Analysis



For the selected TOP6 code and occupations,
there is a(n) **Supply Gap** of 2,151 jobs.

Annual Job Openings – 5 Yr Avg (Demand)

Occupation	
Childcare Workers	1,781
Preschool Teachers, Except Special Education	563
Grand Total	2,344

Annual Program Awards – 3 Yr Avg (Supply)

Institution Name	
Cuyamaca	37
San Diego City	52
San Diego Continuing Education	27
San Diego Mesa	27
San Diego Miramar	50
Grand Total	193

Education, Training, and Wages

Occupation	Typical Entry-Level Education	Typical On-The-Job Training	25th Pct. Wage	Median Wage
Childcare Workers	HS diploma/equiv.	Short-term OJT	\$8.23	\$10.50
Preschool Teachers, Except Special Education	Associate degree	None	\$12.60	\$14.45

TOP6 Program Title: Preschool Age Child
County: San Diego

Annual Program Awards – 3 Yr Avg (Supply)

Award Level	Cuyamaca	San Diego City	San Diego Continuing Education	San Diego Mesa	San Diego Miramar	Grand Total
Associate Degree	23	26		14	18	81
Certificate 6 to < 18 semester units		26				26
Certificate 18 to < 30 semester units				11	30	41
Certificate 30 to < 60 semester units	14			2	2	18
Noncredit award 192 to < 288 hours			27			27
Grand Total	37	52	27	27	50	193

TOP6 Program Title: Preschool Age Child
College: San Diego City

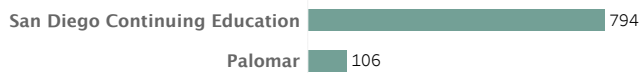
Academic Year
2016-17

Enrollment Trends

Enrollment Trends

Note: If there were fewer than 10 students, the data for the metric were suppressed in the Chancellor's Office LaunchBoard.

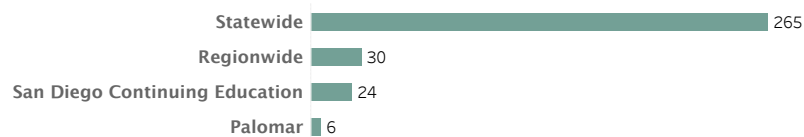
Duplicated Headcount: # Course Enrollments
(2016-17)



Unique Headcount: # of Students Who Took 1+
Courses (2016-17)



Course Sections (2016-17)



Note: If there were fewer than 10 students, the data for the metric were suppressed in the Chancellor's Office LaunchBoard.

TOP6 Program Title: Preschool Age Child
College: San Diego City

Academic Year
2015-16

Metric

Note: If there were fewer than 10 students, the data for the metric were suppressed in the Chancellor's Office LaunchBoard.

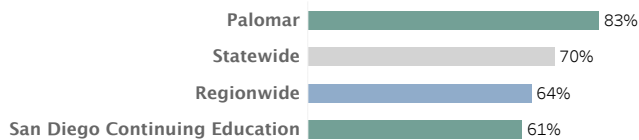
Course Retention Rate (2015-16)



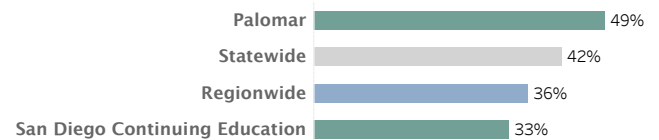
Course Success Rate (2015-16)



Term-to-Term Retention Rate (2015-16)



Persistence Rate (2015-16)



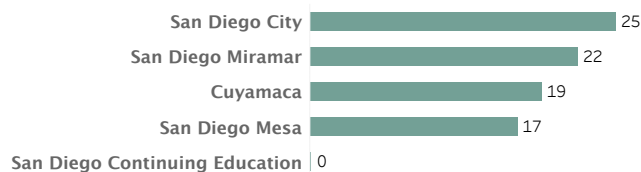
Note: If there were fewer than 10 students, the data for the metric were suppressed in the Chancellor's Office LaunchBoard.

TOP6 Program Title: Preschool Age Child
College: San Diego City

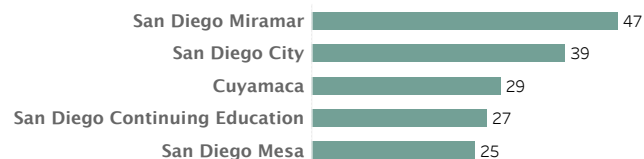
Academic Year
2016-17

Award Level	2014-15	2015-16	2016-17	Latest 3-Yr Avg
Associate Degree	21	31	25	26
Certificate 6 to < 18 semester units	38	19	22	26
Grand Total	59	50	47	52

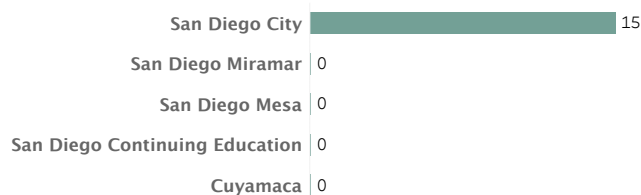
of Students Who Earned Associate Degrees (2016-17)



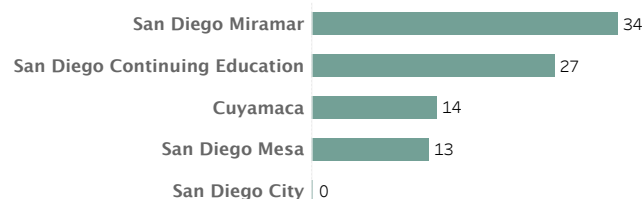
of Students Who Earned a Degree or Certificate (2016-17)



of Students Who Earned a Locally-Issued Certificate (2016-17)



of Students Who Earned a Chancellor's Office Approved Certificate (2016-17)



Note: If there were fewer than 10 students, the data for the metric were suppressed in the Chancellor's Office LaunchBoard.


TOP6 Program Title: Preschool Age Child
College: San Diego City

Academic Year
2014-15

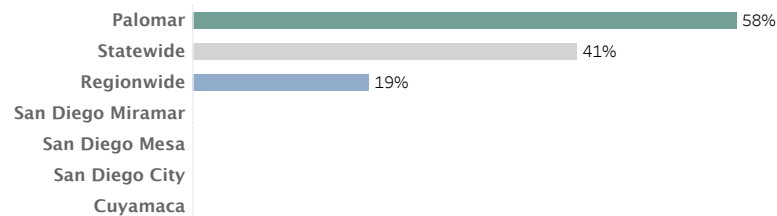
Metric		State	Region	San Diego City
% of Students Who Obtained a Job Closely Related to Field of Study	2014-15	91%	95%	100%
% of Students Who Attained a Living Wage	2014-15	29%	40%	
% Median Change in Earnings	2014-15	41%	19%	

Note: If there were fewer than 10 students, the data for the metric were suppressed in the Chancellor's Office LaunchBoard.

% of Students Who Obtained a Job Closely Related to Field of Study (2014-15) % of Students Who Attained a Living Wage (2014-15)



% Median Change in Earnings (2014-15)



Note: If there were fewer than 10 students, the data for the metric were suppressed in the Chancellor's Office LaunchBoard.

Institution Name San Diego City	TOP6 Program Title Child Development Administration and Management	County San Diego
Occupation(s) that students would qualify for after completing this program: <input checked="" type="checkbox"/> Education Administrators, Preschool and Childcare Center/Program		

TOP6 Code	TOP6 Program Title	Institution Name
130580	Child Development Administration and Management	San Diego City



Catalog

Control Number	Catalog Name	Goal	Award
16644	Site Supervisor	CTE (Limited to programs in CTE TOP codes other than ADTs)	A.S. Degree

Refer to the Chancellor's Office Curriculum Inventory for the full list of catalog names by TOP code

TOP6 Program Title: Child Development Administration and Management
County: San Diego

Supply Gap Analysis



For the selected TOP6 code and occupations,
there is a(n) **Supply Gap** of 45 jobs.

Annual Job Openings – 5 Yr Avg (Demand)

Occupation	
Education Administrators, Preschool and Childcare Center/Program	60
Grand Total	60

Annual Program Awards – 3 Yr Avg (Supply)

Institution Name	
Grossmont	4
MiraCosta	4
Palomar	6
San Diego City	1
Grand Total	15

Education, Training, and Wages

Occupation	Typical Entry-Level Education	Typical On-The-Job Training	25th Pct. Wage	Median Wage
Education Administrators, Preschool and Childcare Center/Program	Bachelor's deg.	None	\$17.91	\$22.56

TOP6 Program Title: Child Development Administration and Management
County: San Diego

Annual Program Awards – 3 Yr Avg (Supply)

Award Level	Grossmont	MiraCosta	Palomar	San Diego City	Grand Total
Associate Degree	2	1	3	1	7
Certificate 30 to < 60 semester units	2	3	3		8
Grand Total	4	4	6	1	15

TOP6 Program Title: Child Development Administration and Management
College: San Diego City


Academic Year
2016-17

Enrollment Trends

Enrollment Trends

Note: If there were fewer than 10 students, the data for the metric were suppressed in the Chancellor's Office LaunchBoard.


Duplicated Headcount: # Course Enrollments
(2016-17)



Unique Headcount: # of Students Who Took 1+
Courses (2016-17)



Course Sections (2016-17)



Note: If there were fewer than 10 students, the data for the metric were suppressed in the Chancellor's Office LaunchBoard.

TOP6 Program Title: Child Development Administration and Management
College: San Diego City

Academic Year
2015-16

Metric

Note: If there were fewer than 10 students, the data for the metric were suppressed in the Chancellor's Office LaunchBoard.

Course Retention Rate (2015-16)



Course Success Rate (2015-16)

Term-to-Term Retention Rate (2015-16)



Persistence Rate (2015-16)



Note: If there were fewer than 10 students, the data for the metric were suppressed in the Chancellor's Office LaunchBoard.

TOP6 Program Title: Child Development Administration and Management
College: San Diego City

Academic Year
2016-17

Award Level	2014-15	2015-16	2016-17	Latest 3-Yr Avg
Associate Degree	0	0	2	1
Grand Total	0	0	2	1

of Students Who Earned Associate Degrees (2016-17)

San Diego City
Palomar
MiraCosta
Grossmont

of Students Who Earned a Degree or Certificate (2016-17)

San Diego City
Palomar
MiraCosta
Grossmont

of Students Who Earned a Locally-Issued Certificate (2016-17)

San Diego City
Palomar
MiraCosta
Grossmont

0
0
0
0

of Students Who Earned a Chancellor's Office Approved Certificate (2016-17)

San Diego City
Palomar
MiraCosta
Grossmont

0

Note: If there were fewer than 10 students, the data for the metric were suppressed in the Chancellor's Office LaunchBoard.

TOP6 Program Title: Child Development Administration and Management
College: San Diego City

Academic Year
2014-15

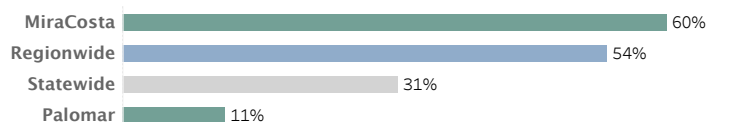
Metric		State	Region	San Diego City
% of Students Who Obtained a Job Closely Related to Field of Study	2014-15	91%	71%	
% of Students Who Attained a Living Wage	2014-15	51%	38%	
% Median Change in Earnings	2014-15	31%	54%	

Note: If there were fewer than 10 students, the data for the metric were suppressed in the Chancellor's Office LaunchBoard.

% of Students Who Obtained a Job Closely Related to Field of Study (2014-15) % of Students Who Attained a Living Wage (2014-15)



% Median Change in Earnings (2014-15)



Note: If there were fewer than 10 students, the data for the metric were suppressed in the Chancellor's Office LaunchBoard.

Institution Name San Diego City	TOP6 Program Title Human Services	County San Diego
Occupation(s) that students would qualify for after completing this program: <ul style="list-style-type: none"> <input checked="" type="checkbox"/> Child, Family, and School Social Workers <input checked="" type="checkbox"/> Community and Social Service Specialists, All Other <input checked="" type="checkbox"/> Community Health Workers <input checked="" type="checkbox"/> Social and Human Service Assistants 		

TOP6 Code	TOP6 Program Title	Institution Name
210400	Human Services	San Diego City



Catalog

Control Number	Catalog Name	Goal	Award
05279	Behavioral Sciences: Social Work	CTE (Limited to programs in CTE TOP codes other than ADTs)	A.S. Degree
12185	Human Services: Early Childhood	CTE (Limited to programs in CTE TOP codes other than ADTs)	A.A. Degree
36933	Social Work	CTE (Limited to programs in CTE TOP codes other than ADTs)	A.A. Degree

Refer to the Chancellor's Office Curriculum Inventory for the full list of catalog names by TOP code

TOP6 Program Title: Human Services

County: San Diego

Supply Gap Analysis


For the selected TOP6 code and occupations,
there is a(n) **Supply Gap** of 983 jobs.

Annual Job Openings – 5 Yr Avg (Demand)

Occupation	
Social and Human Service Assistants	417
Child, Family, and School Social Workers	393
Community and Social Service Specialists, All Other	183
Community Health Workers	78
Grand Total	1,071

Annual Program Awards – 3 Yr Avg (Supply)

Institution Name	
Cuyamaca	38
San Diego City	31
Southwestern	19
Grand Total	88

Education, Training, and Wages

Occupation	Typical Entry-Level Education	Typical On-The-Job Training	25th Pct. Wage	Median Wage
Social and Human Service Assistants	HS diploma/equiv.	Short-term OJT	\$14.51	\$17.85
Child, Family, and School Social Workers	Bachelor's deg.	None	\$20.47	\$25.15
Community and Social Service Specialists, All Other	Bachelor's deg.	None	\$17.01	\$21.43
Community Health Workers	HS diploma/equiv.	Short-term OJT	\$15.23	\$18.76

TOP6 Program Title: Human Services
County: San Diego

Annual Program Awards – 3 Yr Avg (Supply)

Award Level	Cuyamaca	San Diego City	Southwestern	Grand Total
Associate Degree	38	31	19	88
Grand Total	38	31	19	88

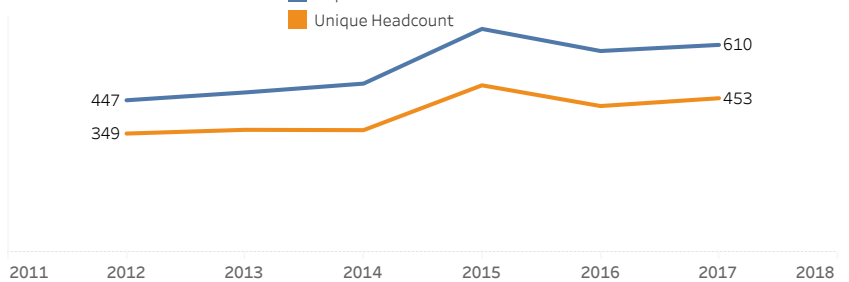
TOP6 Program Title: Human Services
College: San Diego City

Academic Year
2016-17

Enrollment Trends

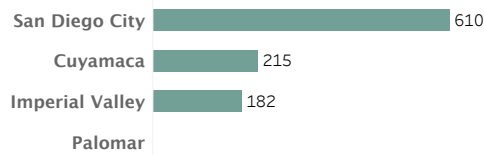
	Duplicated Headcount	Unique Headcount	Course Sections
2011-12	447	349	14
2012-13	470	360	14
2013-14	496	359	13
2014-15	657	491	20
2015-16	592	430	18
2016-17	610	453	17

Enrollment Trends

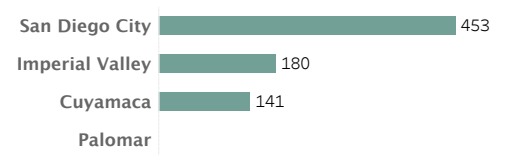


Note: If there were fewer than 10 students, the data for the metric were suppressed in the Chancellor's Office LaunchBoard.


Duplicated Headcount: # Course Enrollments (2016-17)



Unique Headcount: # of Students Who Took 1+ Courses (2016-17)



Course Sections (2016-17)



Note: If there were fewer than 10 students, the data for the metric were suppressed in the Chancellor's Office LaunchBoard.

TOP6 Program Title: Human Services
College: San Diego City

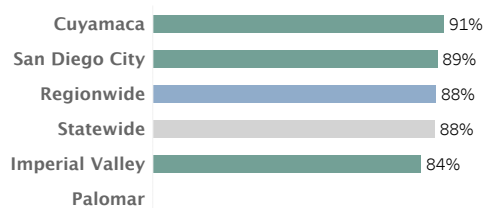
Academic Year
2015-16

Metric

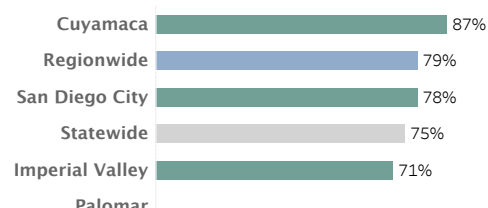
	2013-14	2014-15	2015-16	2016-17
Course Retention Rate	88%	83%	89%	87%
Course Success Rate	76%	75%	78%	77%
Term-to-Term Retention Rate	68%	69%	72%	66%
Persistence Rate	46%	38%	42%	

Note: If there were fewer than 10 students, the data for the metric were suppressed in the Chancellor's Office LaunchBoard.

Course Retention Rate (2015-16)



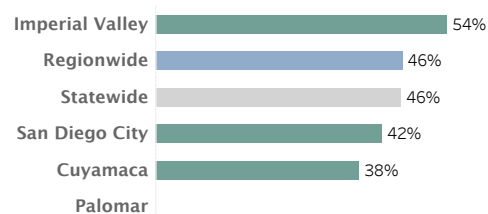
Course Success Rate (2015-16)



Term-to-Term Retention Rate (2015-16)



Persistence Rate (2015-16)



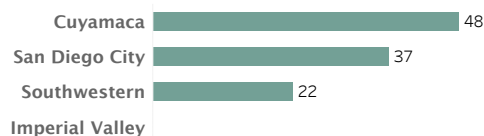
Note: If there were fewer than 10 students, the data for the metric were suppressed in the Chancellor's Office LaunchBoard.

TOP6 Program Title: Human Services
College: San Diego City

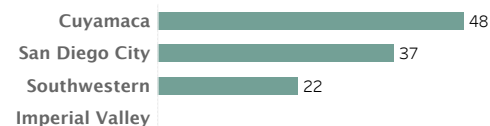
Academic Year
2016-17

Award Level	2014-15	2015-16	2016-17	Latest 3-Yr Avg
Associate Degree	18	37	37	31
Grand Total	18	37	37	31

of Students Who Earned Associate Degrees (2016-17)



of Students Who Earned a Degree or Certificate (2016-17)



of Students Who Earned a Locally-Issued Certificate (2016-17)

Southwestern	0
San Diego City	0
Imperial Valley	0
Cuyamaca	0

of Students Who Earned a Chancellor's Office Approved Certificate (2016-17)

Southwestern	0
San Diego City	0
Cuyamaca	0
Imperial Valley	0

Note: If there were fewer than 10 students, the data for the metric were suppressed in the Chancellor's Office LaunchBoard.

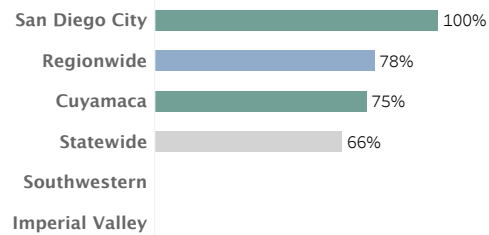
TOP6 Program Title: Human Services
College: San Diego City

Academic Year
2014-15

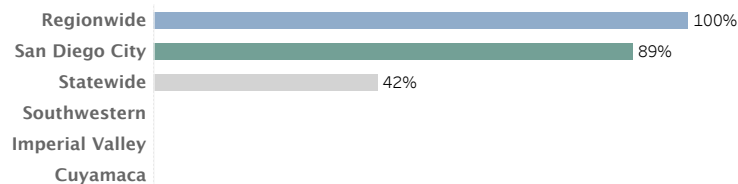
Metric		State	Region	San Diego City
% of Students Who Obtained a Job Closely Related to Field of Study	2014-15	66%	78%	100%
% of Students Who Attained a Living Wage	2014-15	38%	39%	43%
% Median Change in Earnings	2014-15	42%	100%	89%

Note: If there were fewer than 10 students, the data for the metric were suppressed in the Chancellor's Office LaunchBoard.

% of Students Who Obtained a Job Closely Related to Field of Study (2014-15)



% Median Change in Earnings (2014-15)



Note: If there were fewer than 10 students, the data for the metric were suppressed in the Chancellor's Office LaunchBoard.

Institution Name San Diego City	TOP6 Program Title Alcohol and Controlled Substances	County San Diego
Occupation(s) that students would qualify for after completing this program: <ul style="list-style-type: none"> <input checked="" type="checkbox"/> Community and Social Service Specialists, All Other <input checked="" type="checkbox"/> Community Health Workers <input checked="" type="checkbox"/> Mental Health and Substance Abuse Social Workers <input checked="" type="checkbox"/> Social and Human Service Assistants 		

TOP6 Code	TOP6 Program Title	Institution Name
210440	Alcohol and Controlled Substances	San Diego City



Catalog

Control Number	Catalog Name	Goal	Award
12184	Human Services: Alcohol & Other Drugs	CTE (Limited to programs in CTE TOP codes other than ADTs)	A.A. Degree
22365	Alcohol and Other Drug Studies	CTE (Limited to programs in CTE TOP codes other than ADTs)	Certificate of Achievement: 18 or greater semester(or 27 or greater quarter) units

Refer to the Chancellor's Office Curriculum Inventory for the full list of catalog names by TOP code

TOP6 Program Title: Alcohol and Controlled Substances

County: San Diego

Supply Gap Analysis



For the selected TOP6 code and occupations, there is a(n) **Supply Gap** of 694 jobs.

Annual Job Openings – 5 Yr Avg (Demand)

Occupation	
Social and Human Service Assistants	417
Community and Social Service Specialists, All Other	183
Mental Health and Substance Abuse Social Workers	122
Community Health Workers	78
Grand Total	800

Annual Program Awards – 3 Yr Avg (Supply)

Institution Name	
Palomar	34
San Diego City	62
Mueller College	8
National University	2
Grand Total	106

Education, Training, and Wages

Occupation	Typical Entry-Level Education	Typical On-The-Job Training	25th Pct. Wage	Median Wage
Social and Human Service Assistants	HS diploma/equiv.	Short-term OJT	\$14.51	\$17.85
Community and Social Service Specialists, All Other	Bachelor's deg.	None	\$17.01	\$21.43
Mental Health and Substance Abuse Social Workers	Master's deg.	Internship/residency	\$16.61	\$22.11
Community Health Workers	HS diploma/equiv.	Short-term OJT	\$15.23	\$18.76

TOP6 Program Title: Alcohol and Controlled Substances
County: San Diego

Annual Program Awards – 3 Yr Avg (Supply)

Award Level	Palomar	San Diego City	Mueller College	National University	Grand Total
Associate degree	9	17		2	28
Award < 1 academic yr			8		8
Certificate 18 to < 30 semester units		1			1
Certificate 30 to < 60 semester units	25	44			69
Grand Total	34	62	8	2	106

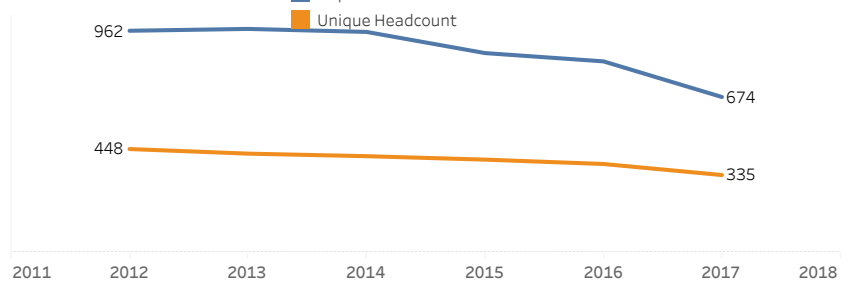
TOP6 Program Title: Alcohol and Controlled Substances
College: San Diego City

Academic Year
2016-17

Enrollment Trends

	Duplicated Headcount	Unique Headcount	Course Sections
2011-12	962	448	29
2012-13	970	428	28
2013-14	957	417	32
2014-15	865	402	31
2015-16	829	383	33
2016-17	674	335	29

Enrollment Trends




Note: If there were fewer than 10 students, the data for the metric were suppressed in the Chancellor's Office LaunchBoard.


Duplicated Headcount: # Course Enrollments (2016-17)



Unique Headcount: # of Students Who Took 1+ Courses (2016-17)



Course Sections (2016-17)



Note: If there were fewer than 10 students, the data for the metric were suppressed in the Chancellor's Office LaunchBoard.

TOP6 Program Title: Alcohol and Controlled Substances
College: San Diego City

Academic Year
2015-16

Metric

Note: If there were fewer than 10 students, the data for the metric were suppressed in the Chancellor's Office LaunchBoard.

Course Retention Rate (2015-16)



Course Success Rate (2015-16)



Term-to-Term Retention Rate (2015-16)



Persistence Rate (2015-16)



Note: If there were fewer than 10 students, the data for the metric were suppressed in the Chancellor's Office LaunchBoard.

TOP6 Program Title: Alcohol and Controlled Substances
College: San Diego City

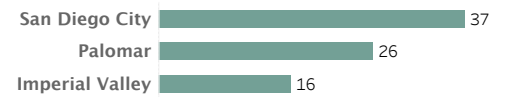
Academic Year
2016-17

Award Level	2014-15	2015-16	2016-17	Latest 3-Yr Avg
Associate Degree	22	19	10	17
Certificate 30 to < 60 semester units	53	47	31	44
Certificate 18 to < 30 semester units	0	0	1	0
Grand Total	75	66	42	61

of Students Who Earned Associate Degrees (2016-17)



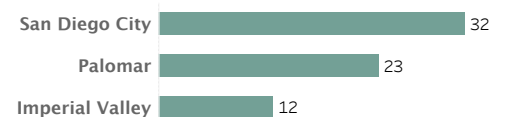
of Students Who Earned a Degree or Certificate (2016-17)



of Students Who Earned a Locally-Issued Certificate (2016-17)



of Students Who Earned a Chancellor's Office Approved Certificate (2016-17)



Note: If there were fewer than 10 students, the data for the metric were suppressed in the Chancellor's Office LaunchBoard.

TOP6 Program Title: Alcohol and Controlled Substances
College: San Diego City

Academic Year
2014-15

Metric		State	Region	San Diego City
% of Students Who Obtained a Job Closely Related to Field of Study	2014-15	79%	73%	65%
% of Students Who Attained a Living Wage	2014-15	41%	49%	41%
% Median Change in Earnings	2014-15	57%	36%	35%

Note: If there were fewer than 10 students, the data for the metric were suppressed in the Chancellor's Office LaunchBoard.

% of Students Who Obtained a Job Closely Related to Field of Study (2014-15) % of Students Who Attained a Living Wage (2014-15)



% Median Change in Earnings (2014-15)



Note: If there were fewer than 10 students, the data for the metric were suppressed in the Chancellor's Office LaunchBoard.



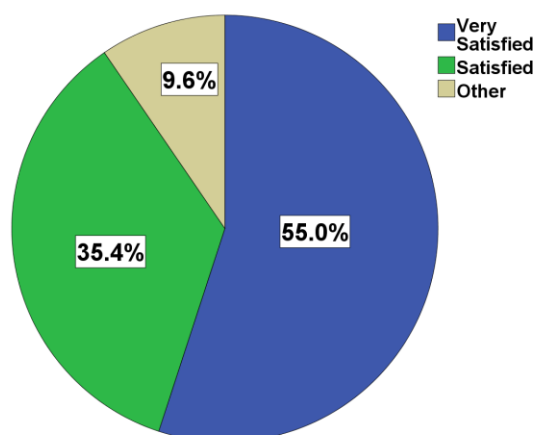
CAREER & TECHNICAL EDUCATION EMPLOYMENT OUTCOMES SURVEY

2019 COLLEGE REPORT

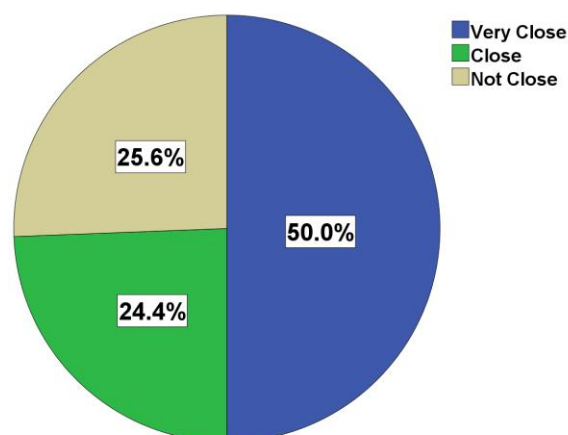
San Diego City College

Completer and skills-building students at San Diego City College were surveyed if they met one of the following criteria in 2016-2017, and did not enroll (or were minimally enrolled) in 2017-2018: earned a certificate of 6 or more units, earned a vocational degree, or earned 9+ CTE units. The survey was administered in early 2019 by e-mail, text message (SMS), and telephone. The survey addressed student perceptions of their CTE program, employment outcomes, and how their coursework and training relate to their current career. A total of 1512 students were surveyed and 421 (28%) students responded: 40% by email, 54% by phone, and 6% by SMS.

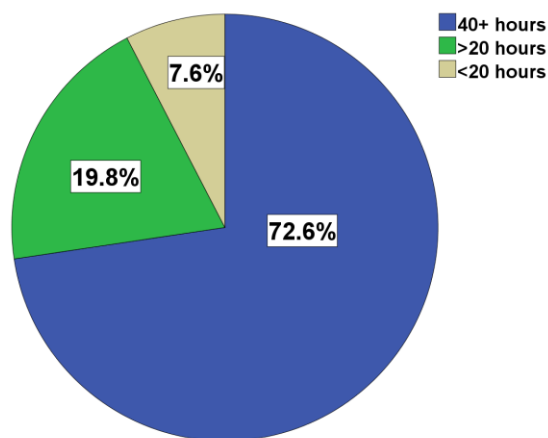
How satisfied are students with the education and training they received?



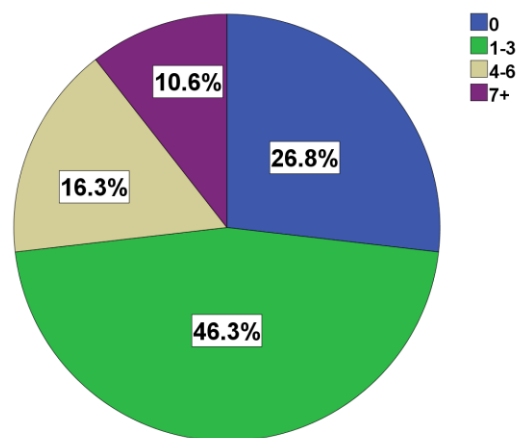
How many students secured a job that is closely related to their program of study?



How many hours per week are employed students working?



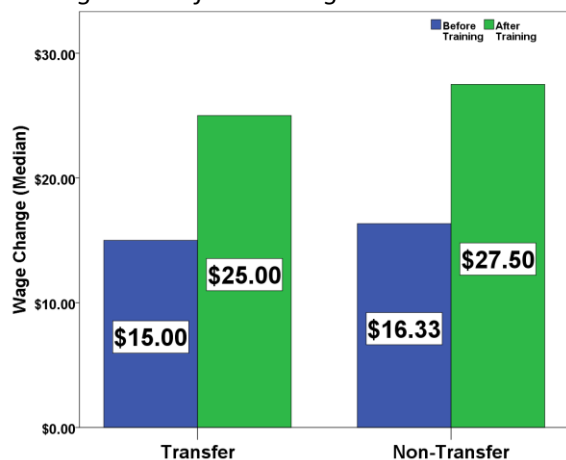
How many months did it take for students to find a job?



What were the hourly wages of the students before training versus after training?



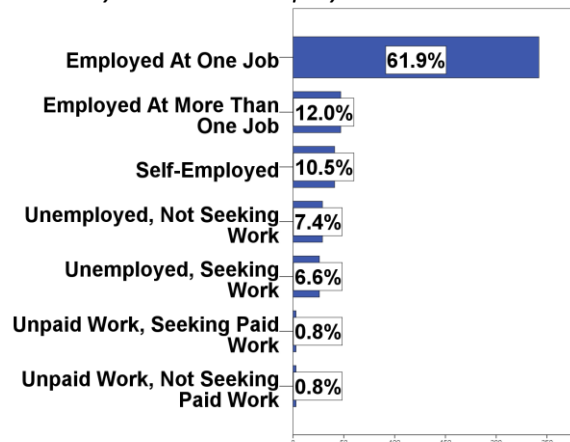
What were the hourly wages of transfer students and non-transfer students—before training versus after training?



Does the similarity between job and program of study influence wage gains?



What is your current employment status?



More Key Results

\$10.00 is the overall change in hourly wages after completing training—in dollars

63% is the overall change in hourly wages after completing training—in percentage gain

84% of respondents reported being employed for pay

32% of respondents reported transferring to another college or university

90% of respondents reported being very satisfied or satisfied with their training.

Conclusion

The results of the survey showed that completing CTE studies and training – whether or not a credential is earned, whether or not a student transfers – is related to positive employment outcomes. The preponderance of respondents are employed and are working in the same field as their studies or training. Notably, students realize a greater wage gain after completing their studies if they secure a job that is similar to their program of study.