



**SAN DIEGO COMMUNITY COLLEGE DISTRICT**

CITY COLLEGE • MESA COLLEGE • MIRAMAR COLLEGE • COLLEGE OF CONTINUING EDUCATION

# Career Education Biennial Review

## **San Diego Miramar College** Career Education Program Evidence

June 2024



## Program Fact Sheets

Each Program Fact Sheet provides information by TOP Code and the following:

- List of certificates and degrees
- Supply gap analysis (Including annual job openings, and annual awards, and education, training, and wage information)
- Annual awards conferred
- Enrollment trends
- Course retention and Success
- Employment Information (including % of students who obtained a job closely related to their field of study, median change in earnings, percent of student who attained a living wage)

For each TOP Code, one or more Career Education programs may be included.

## Program Review Equity Data Dashboard

San Diego Miramar College's Program Review Equity Data Dashboard (PREDD) is designed to support the instructional program review with program-level and course-level achievement data infusing an equity lens.

- The PREDD provides enrollment, outcome, productivity, and award data at school, program, and course level disaggregated by multiple Disproportionate Impact (ID) populations.
- Both single year snap shot and 6-year trend analysis are included in the PREDD for each data element.
- The PREDD is an interactive dashboard and not designed for printing.

PREDD enrollment, five-year trends, and awards information is included for nine (9) program areas where information was not available through the Centers of Excellence Program Fact Sheets.

### The following program areas are included in this report:

050200	Accounting	Page 1
210500	Administration of Justice	Page 12
095000	Aeronautical & Aviation Technology	Page 23
094840	Alternative Fuels and Advanced Transportation Technology	Page 34
083570	Aquatics and Lifesaving	Page 45
094800	Automotive Technology	Page 56
095010	Aviation Airframe Mechanics	Page 67
302010	Aviation and Airport Management	Page 78
095020	Aviation Powerplant Mechanics	Page 89
050400	Banking & Finances	Page 100
043000	Biotechnology and Biomedical Technology	Page 111
050600	Business Management	Page 122
050500	Business Administration	Page 133



# SAN DIEGO COMMUNITY COLLEGE DISTRICT

CITY COLLEGE • MESA COLLEGE • MIRAMAR COLLEGE • COLLEGE OF CONTINUING EDUCATION

130580	Child Development Administration and Management	Page 144
100500	Commercial Music	Page 155
070200	Computer Information Systems	Page 166
210510	Corrections	Page 177
094700	Diesel Technology	Page 188
213300	Fire Technology	Page 199
083520	Fitness Trainer	Page 210
210540	Forensics Evidence and Investigation	Page 221
094720	Heavy Equipment Maintenance	Page 232
120500	Medical Laboratory Technology	Page 243
130600	Nutrition, Food, and Culinary Arts	Page 254
051400	Office Technology Office Computer Applications	Page 265
140200	Paralegal	Page 276
302020	Piloting	Page 287
210550	Police Academy	Page 298
130540	Preschool Age Children	Page 309
210200	Public Administration	Page 320
050640	Small Business and Entrepreneurship	Page 331
050210	Tax Studies	Page 342

## Career & Technical Education Employment Outcomes Survey

2023 College Report

Page 353

# Program Fact Sheets

## I. Overview

### Filters

County	Institution	TOP6 Title	Catalog Name
San Diego	San Diego Miramar	Accounting	All

Disclaimer: This report should be used to guide program discussions. This cannot be used for the Regional Program Recommendation Process.

TOP6	TOP6 Title	Institution
050200	Accounting	San Diego Miramar



### San Diego Miramar Crosswalk Occupations for TOP6: 050200

SOC   Occupation	Job Description	Typical Entry-Level Education
13-2082 Tax Preparers	Prepare tax returns for individuals or small businesses. Excludes "Accountants and Auditors" (13-2011).	High school diploma or equivalent
43-3031 Bookkeeping, Accounting, and Auditing Clerks	Compute, classify, and record numerical data to keep financial records complete. Perform any combination of routine calculating, posting, and verifying duties to obtain primary financial data for use in maintaining accounting records. May also check the accuracy of figures, calculations, and postings pertaining to business transactions recorded by other workers. Excludes "Payroll and Timekeeping Clerks" (43-3051).	Some college, no degree
43-3051 Payroll and Timekeeping Clerks	Compile and record employee time and payroll data. May compute employees' time worked, production, and commission. May compute and post wages and deductions, or prepare paychecks. Excludes "Bookkeeping, Accounting, and Auditing Clerks" (43-3031).	High school diploma or equivalent
43-4011 Brokerage Clerks	Perform duties related to the purchase, sale, or holding of securities. Duties include writing orders for stock purchases or sales, computing transfer taxes, verifying stock transactions, accepting and delivering securities, tracking stock price fluctuations, computing equity, distributing dividends, and keeping records of daily transactions and holdings.	High school diploma or equivalent
43-9111 Statistical Assistants	Compile and compute data according to statistical formulas for use in statistical studies. May perform actuarial computations and compile charts and graphs for use by actuaries. Includes actuarial clerks.	Bachelor's degree

# Program Fact Sheets

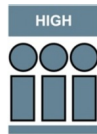
## I. Summary

**TOP6**      **TOP6 Title**      **Institution**  
050200      Accounting      San Diego Miramar



Total Demand	Selected/Linked SOC   Occupation (s)	Total TOP Code Supply	Total CIP Code Supply
2,759	13-2082 Tax Preparers	383	921
	43-3031 Bookkeeping, Accounting, and Auditing Clerks		
	43-3051 Payroll and Timekeeping Clerks		
	43-4011 Brokerage Clerks		
	43-9111 Statistical Assistants		

How many annual openings do these occupations have?



How many institutions provide training for these occupations?

1 - 3 Low  
4 - 7 Medium  
8+ High

Number of TOP related institutions - 8

Number of CIP related institutions - 11

On average, do these occupations pay above the living wage of \$18.43?



What is the highest expected education level for these occupations?

- ☐ Doctorate Degree
- ☐ Master's Degree
- ☒ Bachelor's Degree
- ☐ Associate Degree
- ☐ Some College or Certificate
- ☐ HS Diploma or Equivalent
- ☐ Less Than a HS Diploma
- ☐ Apprenticeship

## Program Fact Sheets

### I. Catalog

**TOP6**                      **TOP6 Title**    **Institution**  
050200                      Accounting    San Diego Miramar



### What other programs are coded under this TOP code?\*

Control Number	Catalog Name	Goal	Award
31263	Accountancy	CTE (Limited to programs in CTE TOP codes other than ADTs)	A.S. Degree
31276	Accountancy	CTE (Limited to programs in CTE TOP codes other than ADTs)	Certificate of Achievement: 18 or greater semester(or 27 or greater quarter) units

\*Note: Information as seen in the Chancellor's Office Curriculum Inventory.

ADT = Associate Degree for Transfer

CSU GE = California State University General Education

CTE = Career Technical Education

IGETC = Intersegmental General Education Transfer..

TOP6 Program Title: 050200 Accounting  
College: San Diego Miramar

Total Demand Sselected/linked occupation(s)	Total TOP Code Supply	Total CIP Code Supply
2,759	383	921

Annual Job Openings (2022-2027)

SOC   Occupation	
13-2082 Tax Preparers	187
43-3031 Bookkeeping, Accounting, and Auditing Clerks	2,319
43-3051 Payroll and Timekeeping Clerks	215
43-4011 Brokerage Clerks	31
43-9111 Statistical Assistants	7
Grand Total	2,759

Total TOP Code Supply\*

Includes all related TOP Codes

\* Note: If number is below Selected TOP Code Supply then there is code misalignment.

TOP6 Code	TOP6 Title	
050210	Tax Studies	9
050200	Accounting	362
050400	Banking and Finance	12
Grand Total		383

Total CIP Code Supply

Includes all related CIP Codes

CIP Code	CIP Title	
52.1601	Taxation	14
52.0301	Accounting	513
52.0302	Accounting Technology/Technician and Bookkeeping	37
52.0801	Finance, General	356
52.0803	Banking and Financial Support Services	1
Grand Total		921

Selected TOP6 Code Supply

Accounting (Only)

887



Annual Program Awards - Three-Year Average

TOP6 50200

CC Awards (PY19-20 to PY21-22)

Non-CC Awards (PY19-20 to PY20-21)

Community College Non-Community College Total

Refer to Award Type Breakout sheet for a detailed award breakdown.

Institution Name	Awards
Cuyamaca	17
MiraCosta	113
Palomar	85
San Diego City	9
San Diego Continuing Education	23
San Diego Mesa	26
San Diego Miramar	21
Southwestern	68
Ashford University	232
California State University-San Marcos	1
Escondido Adult School	18
National University	87
Northcentral University	11
Drish Lanka Nazarene University	10

Note: Community College awards as seen in the Chancellor's Office Management Information Systems Data Mart. Non-Community College awards as seen in the integrated Postsecondary Education Data System.

Average Entry-Level Wage for Occupation(s) > Living Wage (\$18.43): True



Education, Training, and Wages

SOC   Occupation	Typical Entry-Level Education	Typical On-the-Job Training (OJT)	Entry-Level Wage (25th Percentile)	Median Wage
13-2082 Tax Preparers	High school diploma or equivalent	Moderate-term OJT	\$15.85	\$24.28
43-3031 Bookkeeping, Accounting, and Auditing Clerks	Some college, no degree	Moderate-term OJT	\$18.13	\$22.93
43-3051 Payroll and Timekeeping Clerks	High school diploma or equivalent	Moderate-term OJT	\$22.49	\$23.57
43-4011 Brokerage Clerks	High school diploma or equivalent	Moderate-term OJT	\$23.32	\$28.95
43-9111 Statistical Assistants	Bachelor's degree	None	\$18.17	\$23.36

## Program Fact Sheets

## II. Labor Market Information, Occupation Demographics

Demographics broken down by San Diego population and occupations within San Diego.

### Guiding Questions:

- \* Do enrollment trends differ from the demographics of the occupations? Why do you think these trends exist?
- \* Are there any ethnic/racial groups at your institution that are underrepresented when compared to the County?

### Age

County	19-21	22-24	25-34	35-44	45-54	55-64	65+
San Diego	5%	6%	24%	22%	20%	16%	7%

#### SOC | Occupation

13-2082 Tax Preparers	1%	4%	13%	11%	14%	20%	36%
43-3031 Bookkeeping, Accounting, and Auditing Clerks	1%	3%	14%	20%	23%	24%	15%
43-3051 Payroll and Timekeeping Clerks	2%	3%	21%	24%	23%	20%	8%
43-4011 Brokerage Clerks	0%	5%	22%	24%	22%	18%	8%
43-9111 Statistical Assistants	0%	0%	24%	0%	0%	0%	0%

### Gender

County	Female	Male
San Diego	47%	53%

#### SOC | Occupation

13-2082 Tax Preparers	58%	42%
43-3031 Bookkeeping, Accounting, and Auditing Clerks	88%	12%
43-3051 Payroll and Timekeeping Clerks	87%	13%
43-4011 Brokerage Clerks	81%	19%
43-9111 Statistical Assistants	60%	40%

### Race or Ethnicity

County	Asian	Black or African American	Hispanic or Latinx	Native American or Alaska Native	Native Hawaiian or Other Pacific	Two or More Races	White
San Diego	13%	6%	34%	0%	0%	3%	43%

#### SOC | Occupation

13-2082 Tax Preparers	12%	6%	29%	0%	0%	2%	50%
43-3031 Bookkeeping, Accounting, and Auditing Clerks	11%	4%	26%	0%	0%	2%	56%
43-3051 Payroll and Timekeeping Clerks	10%	6%	32%	0%	0%	2%	49%
43-4011 Brokerage Clerks	10%	6%	29%	0%	0%	0%	52%
43-9111 Statistical Assistants	0%	0%	20%	0%	0%	0%	49%

### National Educational Attainment

County	< HS	HS	Some College	Associate	Bachelor's	Master's	PhD or Professional
San Diego	14%	19%	22%	9%	23%	9%	5%

#### SOC | Occupation

13-2082 Tax Preparers	1%	0%	1%	1%	23%	25%	49%
43-3031 Bookkeeping, Accounting, and Auditing Clerks	0%	0%	0%	0%	46%	31%	23%
43-3051 Payroll and Timekeeping Clerks	1%	0%	1%	1%	23%	25%	49%
43-4011 Brokerage Clerks	0%	0%	0%	0%	45%	41%	14%
43-9111 Statistical Assistants	4%	26%	24%	14%	23%	7%	1%



## Program Fact Sheets

## II. Labor Market Information, Program Supply

Selected TOP6: **Accounting**

Total Supply: **887**

Annual Program Awards - Three-Year Average (Supply)

Community College Non-Community College Total

Institution Name	Cert 16-30	Cert 30-60	AA/AS	BA/BS	Post BA/BS	MA/MS	Cert 1 <	Cert 6-18	Noncredit award	Grand Total
Cuyamaca	3	4	10							17
MiraCosta	11	36	37					29		113
Palomar		28	25					32		85
San Diego City			9							9
San Diego Continuing Education									23	23
San Diego Mesa	7		19							26
San Diego Miramar	8		13							21
Southwestern	10	5	40					13		68
Ashford University				189		43				232
California State University-San Marcos					1					1
Escondido Adult School							28			28
National University				43		44				87
Northcentral University						11				11
Point Loma Nazarene University				18						18
Poway Adult School							34			34
San Diego State University				1	1	35				37
University of San Diego				86		16				102
Total	39	73	153	337	2	149	62	74	23	912

Award Level	Abbreviation	Award Level	Abbreviation
Noncredit award < 48 hours	NC < 48 hrs	Certificate 18 < 30 semester units	Cert 18-30
Noncredit award 48 < 96 hours	NC 48 < 96 hrs	Certificate 30 < 60 semester units	Cert 30-60
Noncredit award 96 < 144 hours	NC 96 < 144 hrs	Certificate 6 < 18 semester units	Cert 6-18
Noncredit award 144 < 192 hours	NC 144 < 192 hrs	Certificate 60+ semester units	Cert 60+
Noncredit award 192 < 288 hours	NC 192 < 288 hrs	Certificates of Less than 1 yr	Cert 1 <
Noncredit award 288 < 480 hours	NC 288 < 480 hrs	Certificates of at least 1 but less than 2 years	Cert 1 < 2 yrs
Noncredit award 480 < 960 hours	NC 480 < 960 hrs	Certificates of at least 2 but less than 4 years	Cert 2 < 4 yrs
Noncredit award 960+ hours	NC 960+ hrs	Associate Degree	AA/AS
Noncredit award	NC	Associate for Transfer Degree	ADT
Award < 1 academic yr	Award < 1 yr	Postsecondary awards	Postsecondary
Award 1 < 2 academic yrs	Award 1 < 2 yrs	Bachelor's Degree	BA/BS
Award 2 < 4 academic yrs	Award 2 < 4 yrs	Postbaccalaureate certificate	Post BA/BS
Credit Award, < 6 semester units	Credit < 6	Master's degree	MA/MS
Certificate 8 < 16 semester units	Cert 8-16	Post-master's certificate	Post MA/MS
Certificate 12 < 18 semester units	Cert 12-18	Doctor's degree	Doct
Certificate 16 < 30 semester units	Cert 16-30		

Note: Community College awards as seen in the Chancellor's Office Management Information Systems Data Mart. Non-Community College awards as seen in the integrated Postsecondary Education Data System.

Total Supply: **887**

Community.. Community Coll.. Other Total

TOP6 Program Title: 050200 Accounting  
College: San Diego Miramar

## Program Fact Sheets

### III. Enrollment

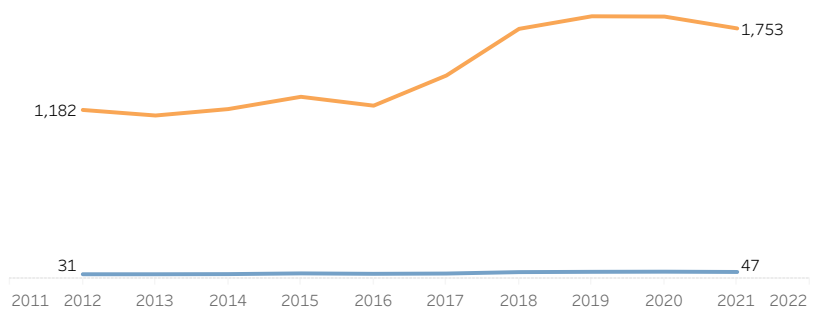
TOP6 Program Title: **050200 Accounting**  
College: **San Diego Miramar**

Program Year  
2020-21

#### Enrollment Trends

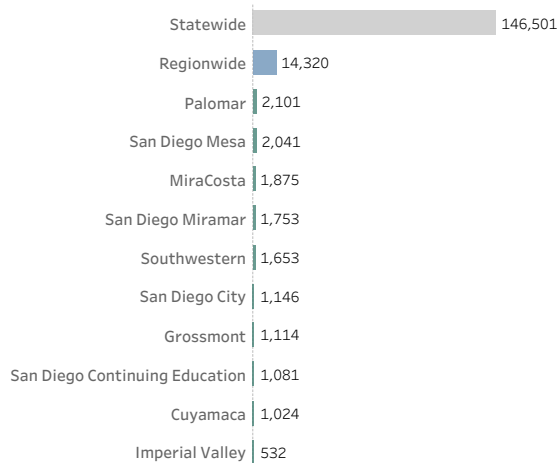
	Enrollments	Sections Offered
2011-12	1,182	31
2012-13	1,143	31
2013-14	1,188	32
2014-15	1,274	37
2015-16	1,212	34
2016-17	1,423	36
2017-18	1,750	46
2018-19	1,838	48
2019-20	1,836	49
2020-21	1,753	47

#### Enrollment Trends

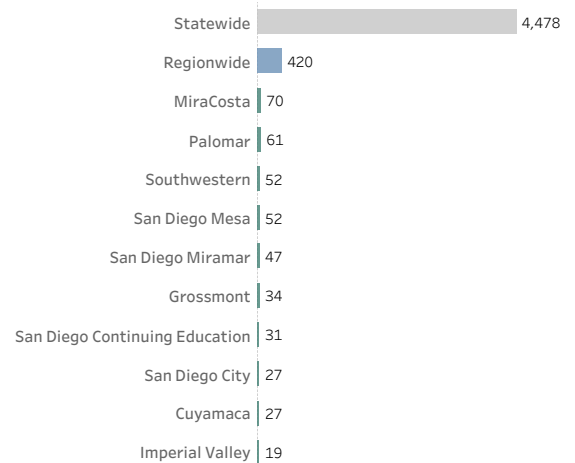


Note: Information as seen in the Chancellor's Office LaunchBoard. If there were fewer than 10 students, the data for the metric were suppressed.

#### # Course Enrollments (2020-21)



#### # Course Sections (2020-21)

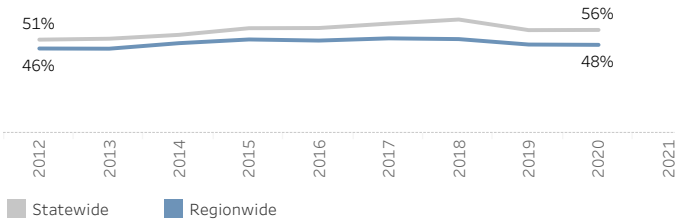


Note: Information as seen in the Chancellor's Office LaunchBoard. If there were fewer than 10 students, the data for the metric were suppressed.

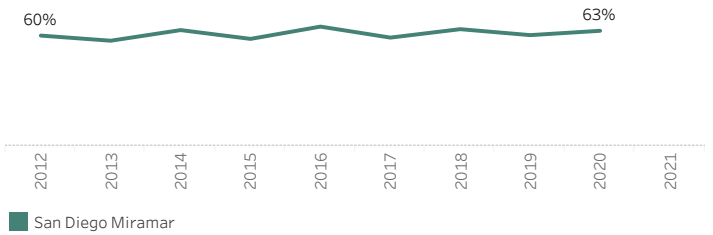
TOP6 Program Title: **050200 Accounting**  
College: **San Diego Miramar**

Program Year  
2019-20

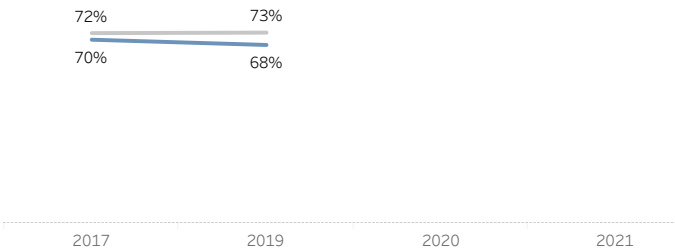
% Attained the Living Wage\*



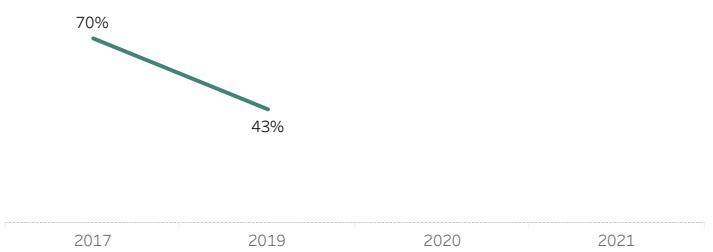
% Attained the Living Wage\*



% Job Closely Related to Field of Study\*



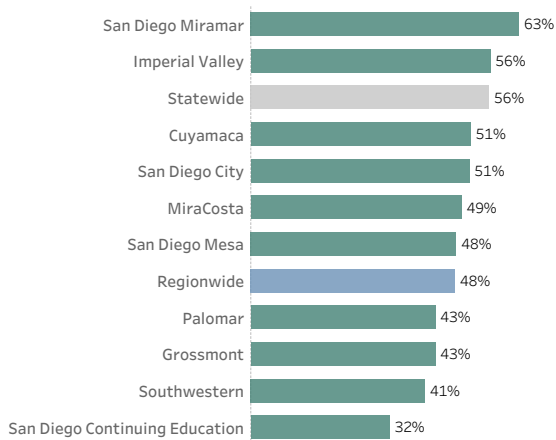
% Job Closely Related to Field of Study\*



Note: Information as seen in the Chancellor's Office LaunchBoard. If there were fewer than 10 students, the data for the metric were suppressed. If year is missing, data were not available from the Chancellor's Office LaunchBoard.


% Attained a Living Wage (2019-20)

Most recent data available are for PY 2019-20.



% Job Closely Related to Field of Study (2019-20)

Most recent data available are for PY 2018-19.



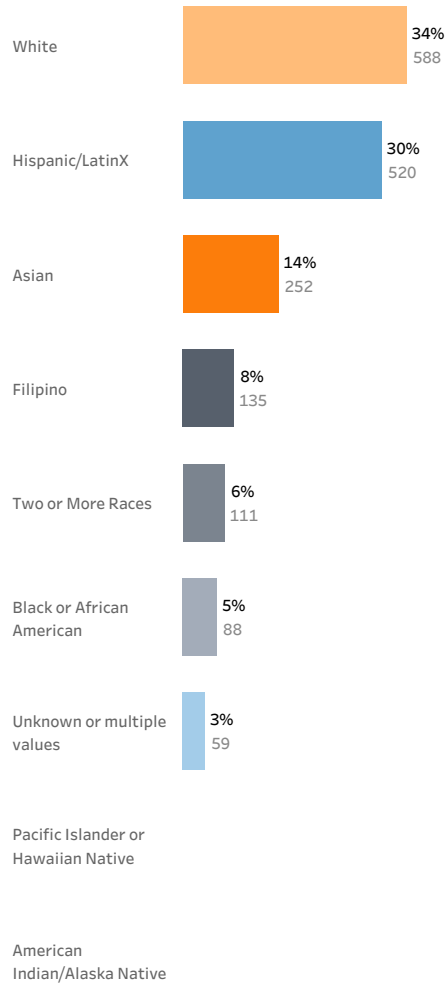
Note: Information as seen in the Chancellor's Office LaunchBoard. If there were fewer than 10 students, the data for the metric were suppressed. If year is missing, data were not available from the Chancellor's Office LaunchBoard.

## Program Fact Sheets

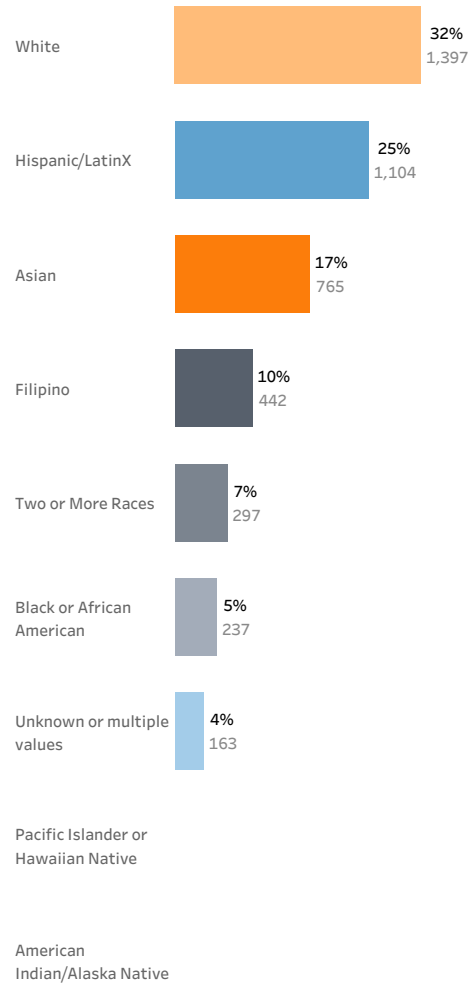
VII. Program Demographics  
2020 - 2021

TOP6 Program Title: 050200 Accounting  
College: San Diego Miramar

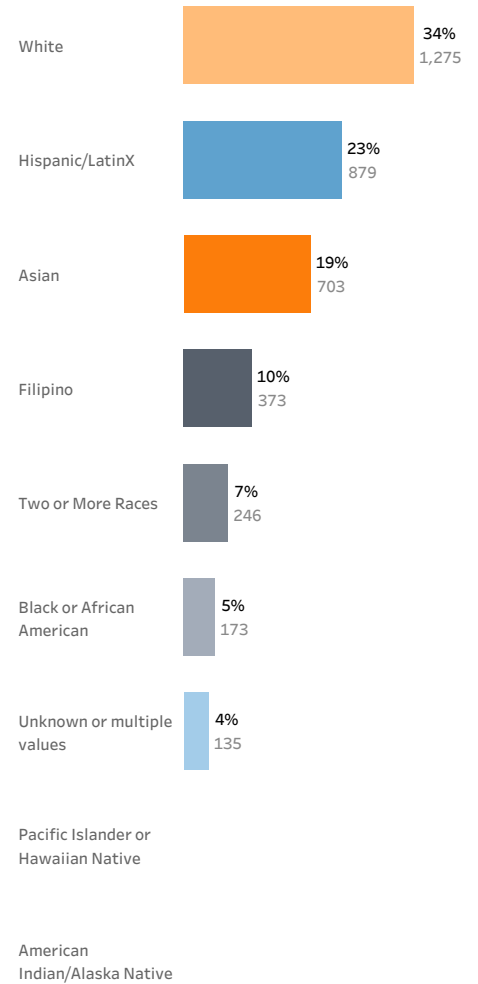
### Enrollments



### Course Retention Rate



### Course Success Rate



Note: Above, masked values (when data are insufficient) are reported as "Unknown or multiple values".  
Multiple values = Student reported to more than one program.

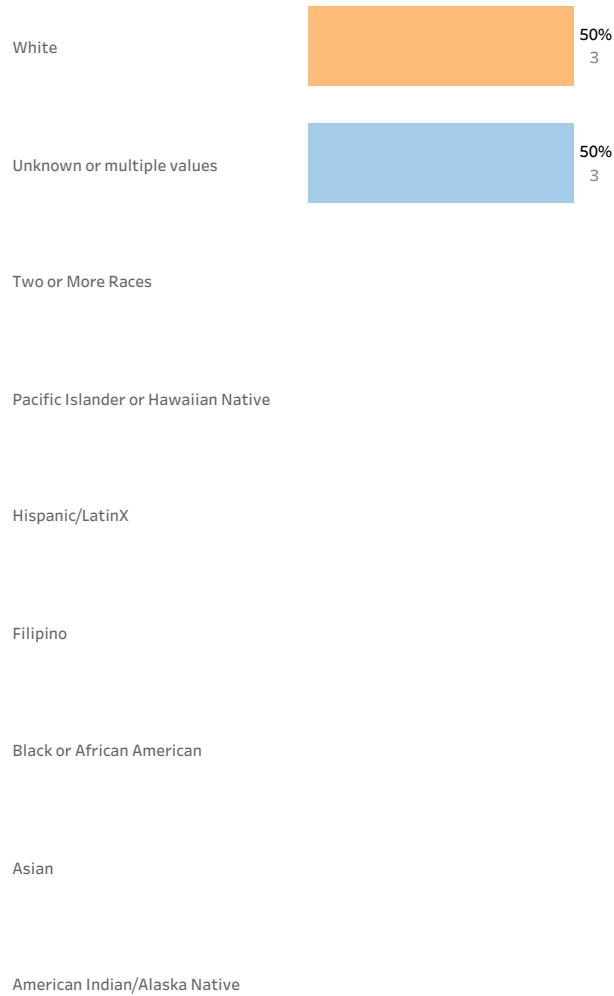
## Program Fact Sheets

### VII. Program Demographics Various Years

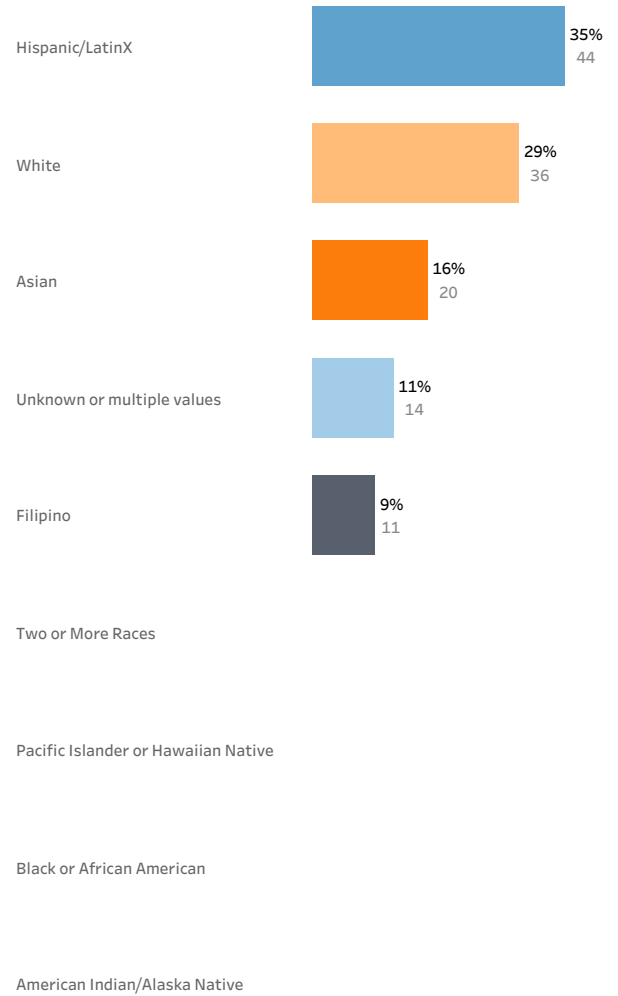
TOP6 Program Title: **050200 Accounting**  
College: **San Diego Miramar**



#### Job Closely Related to Field of Study (Program Year 2018-19)



#### Attained the Living Wage (Program Year 2019-20)



Note: Above, masked values (when data are insufficient) are reported as "Unknown or multiple values".  
Multiple values = Student reported to more than one program.



### Metric Definitions

**Attained the Living Wage\*** Among CCP students who exited college and did not transfer to any postsecondary institution, the proportion who attained the district county living wage for a single adult measured immediately following academic year of exit

Among students who exited college and did not transfer to any postsecondary institution, the proportion who attained the district county living wage for a single adult measured immediately following academic year of exit

**Course Retention Rate** Among all credit enrollments, percentage of enrollments where students did not withdraw and received a valid grade in the selected year

**Course Success Rate\*** Among all credit enrollments, the percentage of enrollments where students successfully completed the course

**Enrollments** The number of enrollments in courses assigned to the TOP code in the selected year

**Job Closely Related to Field of Study\*** Among CTE students who responded to this CTE Outcomes Survey question(s) and did not transfer to any postsecondary institution, the proportion who reported that they are working in a job very closely or closely related to their field of study

Among students who responded to the CTE Outcomes Survey and did not transfer to any postsecondary institution, the proportion who reported that they are working in a job very closely or closely related to their field of study

**Sections Offered** The number of sections offered in the TOP code in the selected year

# Program Fact Sheets

## I. Overview

### Filters

County	Institution	TOP6 Title	Catalog Name
San Diego	San Diego Miramar	Administration of Justice	All

Disclaimer: This report should be used to guide program discussions. This cannot be used for the Regional Program Recommendation Process.

TOP6	TOP6 Title	Institution
210500	Administration of Justice	San Diego Miramar



### San Diego Miramar Crosswalk Occupations for TOP6: 210500

SOC   Occupation	Job Description	Typical Entry-Level Education
33-3011 Bailiffs	Maintain order in courts of law.	High school diploma or equivalent
33-3021 Detectives and Criminal Investigators	Conduct investigations related to suspected violations of federal, state, or local laws to prevent or solve crimes. Excludes "Private Detectives and Investigators" (33-9021).	High school diploma or equivalent
33-3051 Police and Sheriff's Patrol Officers	Maintain order and protect life and property by enforcing local, tribal, state, or federal laws and ordinances. Perform a combination of the following duties: patrol a specific area; direct traffic; issue traffic summonses; investigate accidents; apprehend and arrest suspects, or serve legal processes of courts. Includes police officers working at educational institutions.	High school diploma or equivalent
33-9021 Private Detectives and Investigators	Gather, analyze, compile, and report information regarding individuals or organizations to clients, or detect occurrences of unlawful acts or infractions of rules in private establishment.	High school diploma or equivalent

# Program Fact Sheets

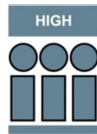
## I. Summary

**TOP6** **TOP6 Title** **Institution**  
 210500 Administration of Justice San Diego Miramar



Total Demand	Selected/Linked SOC   Occupation (s)	Total TOP Code Supply	Total CIP Code Supply
1,030	33-3011 Bailiffs		
	33-3021 Detectives and Criminal Investigators		
	33-3051 Police and Sheriff's Patrol Officers	606	1,295
	33-9021 Private Detectives and Investigators		

How many annual openings do these occupations have?



How many institutions provide training for these occupations?

1 - 3 Low  
 4 - 7 Medium  
 8+ High

Number of TOP related institutions - 5  
 Number of CIP related institutions - 9

On average, do these occupations pay above the living wage of \$18.43?



What is the highest expected education level for these occupations?

- ☐ Doctorate Degree
- ☐ Master's Degree
- ☐ Bachelor's Degree
- ☐ Associate Degree
- ☐ Some College or Certificate
- ☒ HS Diploma or Equivalent
- ☐ Less Than a HS Diploma
- ☐ Apprenticeship



## Program Fact Sheets

### I. Catalog

TOP6	TOP6 Title	Institution
210500	Administration of Justice	San Diego Miramar



### What other programs are coded under this TOP code?\*

Control Number	Catalog Name	Goal	Award
5095	Law Enforcement	CTE (Limited to programs in CTE TOP codes other than ADTs)	A.S. Degree
11263	Contemporary Police Technologies	CTE (Limited to programs in CTE TOP codes other than ADTs)	A.S. Degree
22278	Law Enforcement	CTE (Limited to programs in CTE TOP codes other than ADTs)	Certificate of Achievement: 18 or greater semester(or 27 or greater quarter) units
22279	Contemporary Police Technologies	CTE (Limited to programs in CTE TOP codes other than ADTs)	Certificate of Achievement requiring 30 to less than 60 semester units or 45 to less than 90 quarter units
31605	Administration of Justice	Career Technical Education (CTE) and Transfer	A.S. T Degree

\*Note: Information as seen in the Chancellor's Office Curriculum Inventory.

ADT = Associate Degree for Transfer

CSU GE = California State University General Education

CTE = Career Technical Education

IGETC = Intersegmental General Education Transfer..

Total Demand Sselected/linked occupation(s) <b>1,030</b>	Total TOP Code Supply <b>606</b>	Total CIP Code Supply <b>1,295</b>
--	-------------------------------------	---------------------------------------

Annual Job Openings (2022-2027)

SOC   Occupation	
33-3011 Bailiffs	19
33-3021 Detectives and Criminal Investigators	276
33-3051 Police and Sheriff's Patrol Officers	707
33-9021 Private Detectives and Investigators	28
Grand Total	1,030

Total TOP Code Supply\*

Includes all related TOP Codes

\* Note: If number is below Selected TOP Code Supply then there is code misalignment.

TOP6 Code	TOP6 Title	
210500	Administration of Justice	518
210550	Police Academy	88
Grand Total		606

Total CIP Code Supply

Includes all related CIP Codes

CIP Code	CIP Title	
43.0103	Criminal Justice/Law Enforcement Administration	448
43.0104	Criminal Justice/Safety Studies	846
43.0107	Criminal Justice/Police Science	1
Grand Total		1,295

Selected TOP6 Code Supply

Administration of Justice (Only)

1,644

Annual Program Awards - Three-Year Average

TOP6 210500

CC Awards (PY19-20 to PY21-22)

Non-CC Awards (PY19-20 to PY20-21)

Community College Non-Community College Total

Refer to Award Type Breakout sheet for a detailed award breakdown.

Institution Name	Awards
Grossmont	136
MiraCosta	47
Palomar	57
San Diego Miramar	102
Southwestern	176
Alliant International University-San Diego	2
Ashford University	441
ATA College	5
National University	145
Northcentral University	1
Point Loma Nazarene University	46
San Diego Christian College	3
San Diego State University	354
University of San Diego	120

Note: Community College awards as seen in the Chancellor's Office Management Information Systems Data Mart. Non-Community College awards as seen in the integrated Postsecondary Education Data System.

Average Entry-Level Wage for Occupation(s) > Living Wage (\$18.43): True

Education, Training, and Wages

SOC   Occupation	Typical Entry-Level Education	Typical On-the-Job Training (OJT)	Entry-Level Wage (25th Percentile)	Median Wage
33-3011 Bailiffs	High school diploma or equivalent	Moderate-term OJT	\$26.35	\$26.35
33-3021 Detectives and Criminal Investigators	High school diploma or equivalent	Moderate-term OJT	\$47.88	\$50.03
33-3051 Police and Sheriff's Patrol Officers	High school diploma or equivalent	Moderate-term OJT	\$38.19	\$47.87
33-9021 Private Detectives and Investigators	High school diploma or equivalent	Moderate-term OJT	\$18.35	\$26.76

## Program Fact Sheets

## II. Labor Market Information, Occupation Demographics

Demographics broken down by San Diego population and occupations within San Diego.

### Guiding Questions:

- \* Do enrollment trends differ from the demographics of the occupations? Why do you think these trends exist?
- \* Are there any ethnic/racial groups at your institution that are underrepresented when compared to the County?

### Age

County	19-21	22-24	25-34	35-44	45-54	55-64	65+
San Diego	5%	6%	24%	22%	20%	16%	7%

#### SOC | Occupation

33-3011 Bailiffs	0%	0%	24%	26%	24%	16%	0%
33-3021 Detectives and Criminal Investigators	1%	1%	20%	39%	25%	11%	2%
33-3051 Police and Sheriff's Patrol Officers	4%	6%	33%	30%	18%	7%	1%
33-9021 Private Detectives and Investigators	0%	0%	25%	27%	20%	16%	7%

### Gender

County	Female	Male
San Diego	47%	53%

#### SOC | Occupation

33-3011 Bailiffs	36%	64%
33-3021 Detectives and Criminal Investigators	27%	73%
33-3051 Police and Sheriff's Patrol Officers	18%	82%
33-9021 Private Detectives and Investigators	39%	61%

### Race or Ethnicity

County	Asian	Black or African American	Hispanic or Latinx	Native American or Alaska Native	Native Hawaiian or Other Pacific	Two or More Races	White
San Diego	13%	6%	34%	0%	0%	3%	43%

#### SOC | Occupation

33-3011 Bailiffs	0%	16%	39%	0%	0%	0%	37%
33-3021 Detectives and Criminal Investigators	7%	8%	35%	0%	0%	5%	43%
33-3051 Police and Sheriff's Patrol Officers	7%	10%	35%	0%	0%	5%	42%
33-9021 Private Detectives and Investigators	8%	8%	36%	0%	0%	0%	44%

### National Educational Attainment

County	< HS	HS	Some College	Associate	Bachelor's	Master's	PhD or Professional
San Diego	14%	19%	22%	9%	23%	9%	5%

#### SOC | Occupation

33-3011 Bailiffs	13%	26%	24%	8%	22%	5%	3%
33-3021 Detectives and Criminal Investigators	33%	41%	16%	5%	5%	1%	0%
33-3051 Police and Sheriff's Patrol Officers	9%	38%	30%	14%	8%	1%	0%
33-9021 Private Detectives and Investigators	16%	47%	21%	11%	5%	0%	0%

## Program Fact Sheets

## II. Labor Market Information, Program Supply

### Selected TOP6: Administration of Justice

Total Supply: **1,644**

#### Annual Program Awards - Three-Year Average (Supply)

Community College Non-Community College Total

Institution Name	Cert 16-30	Cert 30-60	AA/AS	ADT	BA/BS	MA/MS	Cert 1 < 2 yrs	Doctor's degree - research/ scholarship	Grand Total
Grossmont	1	13	14	108					136
MiraCosta	6		5	36					47
Palomar			17	40					57
San Diego Miramar		2	15	85					102
Southwestern			37	139					176
Alliant International University-San Diego					2				2
Ashford University					478	130			608
ATA College			5						5
National University					111	32	2		145
Northcentral University								1	1
Point Loma Nazarene University					46				46
San Diego Christian College					3				3
San Diego State University					355				355
University of San Diego						129			129
Total	7	15	93	408	995	291	2	1	1,812

Award Level	Abbreviation	Award Level	Abbreviation
Noncredit award < 48 hours	NC < 48 hrs	Certificate 18 < 30 semester units	Cert 18-30
Noncredit award 48 < 96 hours	NC 48 < 96 hrs	Certificate 30 < 60 semester units	Cert 30-60
Noncredit award 96 < 144 hours	NC 96 < 144 hrs	Certificate 6 < 18 semester units	Cert 6-18
Noncredit award 144 < 192 hours	NC 144 < 192 hrs	Certificate 60+ semester units	Cert 60+
Noncredit award 192 < 288 hours	NC 192 < 288 hrs	Certificates of Less than 1 yr	Cert 1 <
Noncredit award 288 < 480 hours	NC 288 < 480 hrs	Certificates of at least 1 but less than 2 years	Cert 1 < 2 yrs
Noncredit award 480 < 960 hours	NC 480 < 960 hrs	Certificates of at least 2 but less than 4 years	Cert 2 < 4 yrs
Noncredit award 960+ hours	NC 960+ hrs	Associate Degree	AA/AS
Noncredit award	NC	Associate for Transfer Degree	ADT
Award < 1 academic yr	Award < 1 yr	Postsecondary awards	Postsecondary
Award 1 < 2 academic yrs	Award 1 < 2 yrs	Bachelor's Degree	BA/BS
Award 2 < 4 academic yrs	Award 2 < 4 yrs	Postbaccalaureate certificate	Post BA/BS
Credit Award, < 6 semester units	Credit < 6	Master's degree	MA/MS
Certificate 8 < 16 semester units	Cert 8-16	Post-master's certificate	Post MA/MS
Certificate 12 < 18 semester units	Cert 12-18	Doctor's degree	Doct
Certificate 16 < 30 semester units	Cert 16-30		

Note: Community College awards as seen in the Chancellor's Office Management Information Systems Data Mart. Non-Community College awards as seen in the integrated Postsecondary Education Data System.

Total Supply: **1,644**

Community.. Community Coll.. Other Total

TOP6 Program Title: 210500 Administration of Justice  
College: San Diego Miramar

## Program Fact Sheets

### III. Enrollment

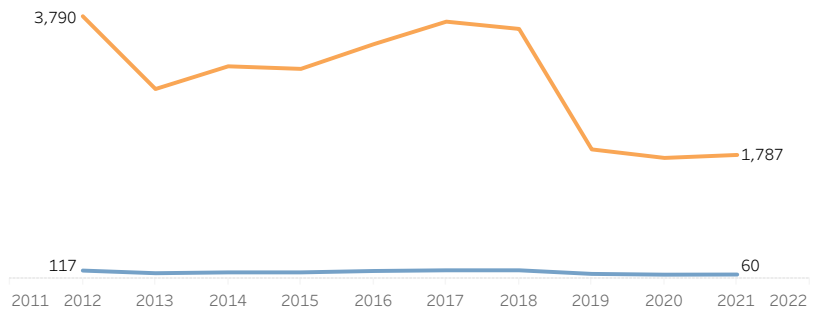
TOP6 Program Title: **210500 Administration of Justice**  
College: **San Diego Miramar**

Program Year  
2020-21

#### Enrollment Trends

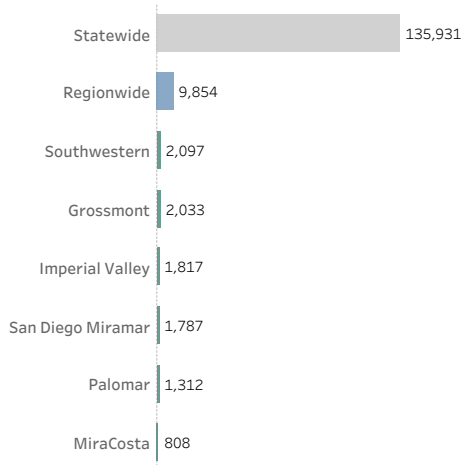
	Enrollments	Sections Offered
2011-12	3,790	117
2012-13	2,739	79
2013-14	3,067	91
2014-15	3,030	91
2015-16	3,386	111
2016-17	3,712	121
2017-18	3,607	121
2018-19	1,867	69
2019-20	1,744	58
2020-21	1,787	60

#### Enrollment Trends

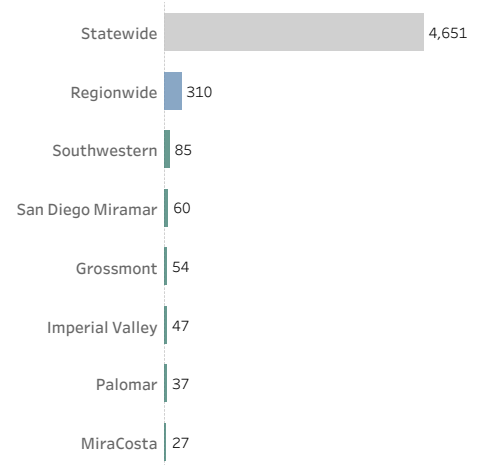


Note: Information as seen in the Chancellor's Office LaunchBoard. If there were fewer than 10 students, the data for the metric were suppressed.

#### # Course Enrollments (2020-21)



#### # Course Sections (2020-21)



Note: Information as seen in the Chancellor's Office LaunchBoard. If there were fewer than 10 students, the data for the metric were suppressed.

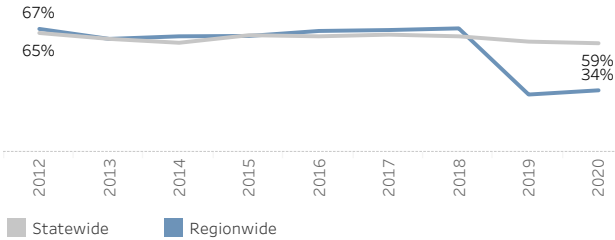
## Program Fact Sheets

### VI. Employment

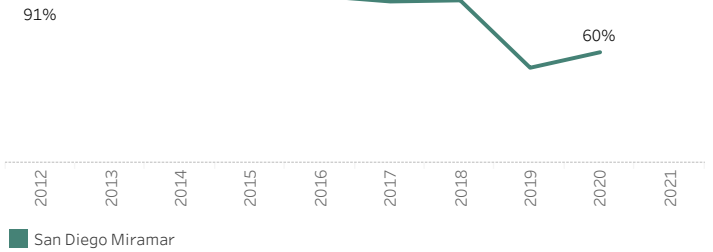
TOP6 Program Title: **210500 Administration of Justice**  
College: **San Diego Miramar**

Program Year  
2019-20

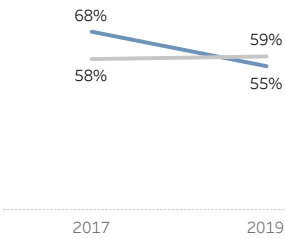
#### % Attained the Living Wage\*



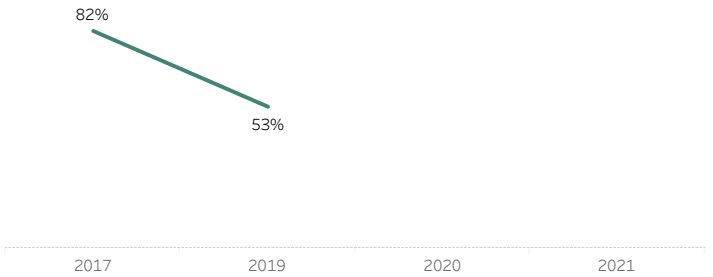
#### % Attained the Living Wage\*



#### % Job Closely Related to Field of Study\*



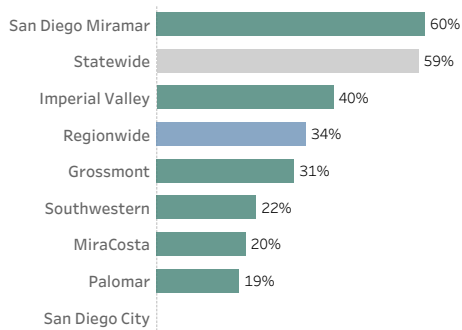
#### % Job Closely Related to Field of Study\*



Note: Information as seen in the Chancellor's Office LaunchBoard. If there were fewer than 10 students, the data for the metric were suppressed. If year is missing, data were not available from the Chancellor's Office LaunchBoard.


#### % Attained a Living Wage (2019-20)

Most recent data available are for PY 2019-20.



#### % Job Closely Related to Field of Study (2019-20)

Most recent data available are for PY 2018-19.



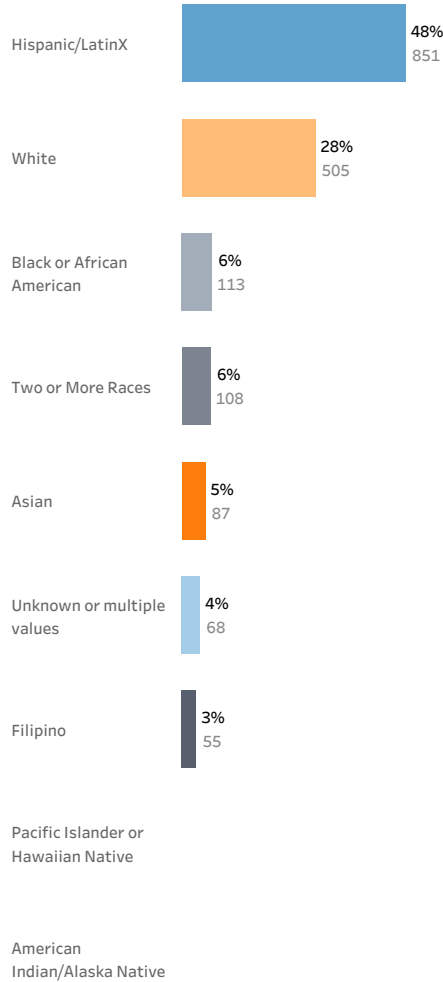
Note: Information as seen in the Chancellor's Office LaunchBoard. If there were fewer than 10 students, the data for the metric were suppressed. If year is missing, data were not available from the Chancellor's Office LaunchBoard.

## Program Fact Sheets

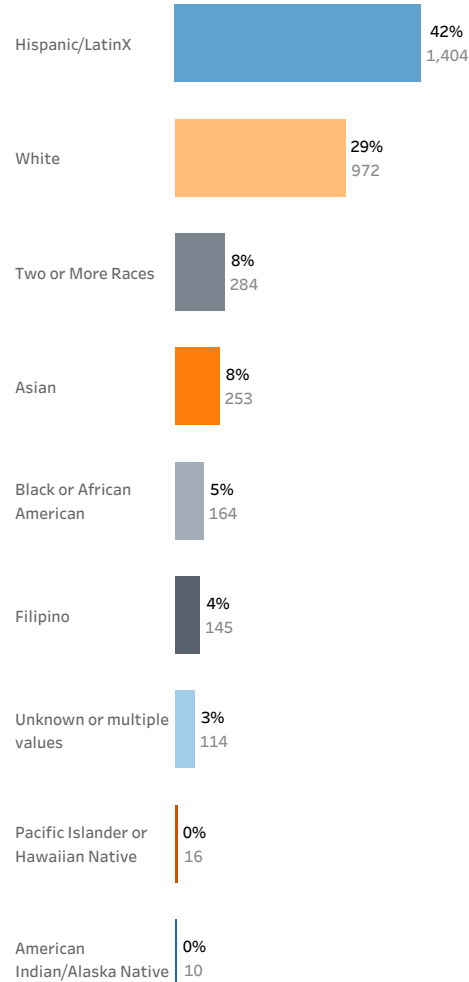
VII. Program Demographics  
2020 - 2021

TOP6 Program Title: **210500 Administration of Justice**  
College: **San Diego Miramar**

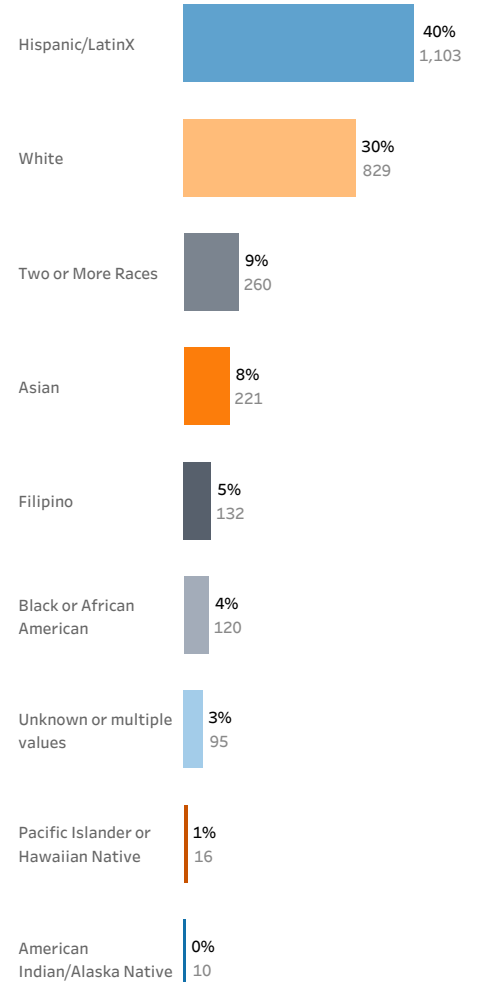
### Enrollments



### Course Retention Rate



### Course Success Rate



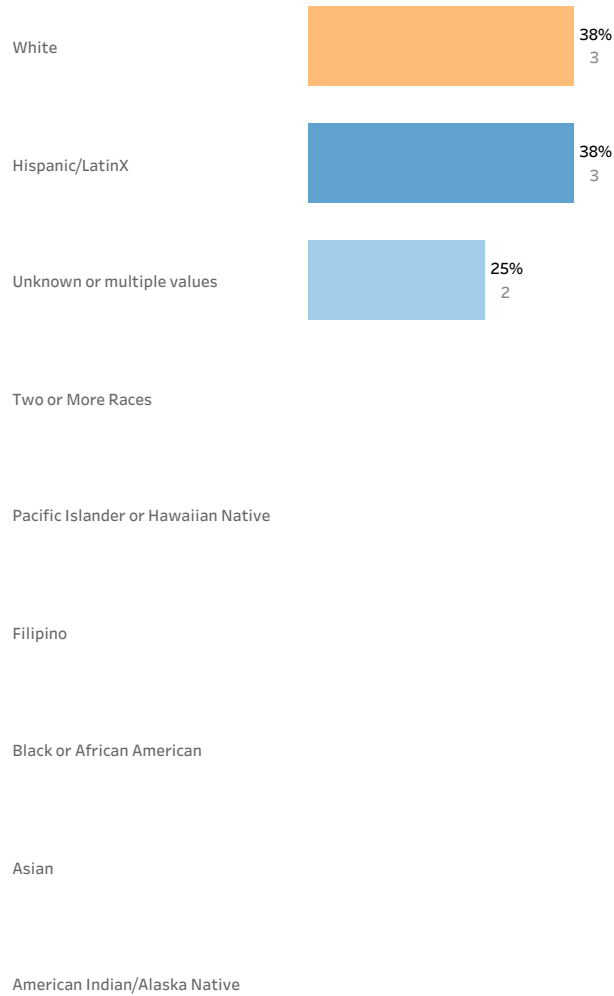
Note: Above, masked values (when data are insufficient) are reported as "Unknown or multiple values".  
Multiple values = Student reported to more than one program.

## Program Fact Sheets

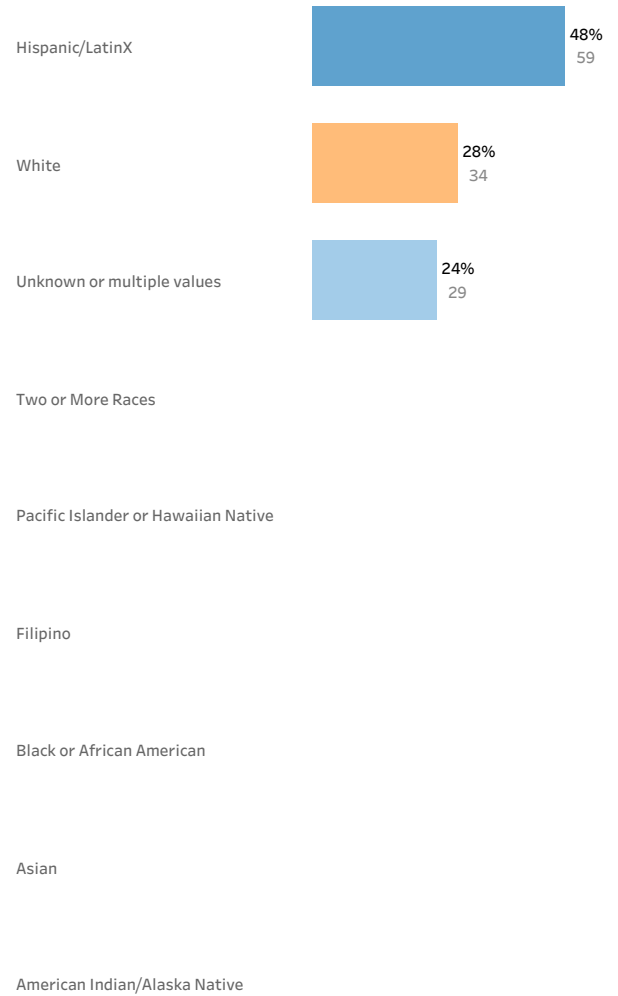
### VII. Program Demographics Various Years

TOP6 Program Title: **210500 Administration of Justice**  
College: **San Diego Miramar**

#### Job Closely Related to Field of Study (Program Year 2018-19)



#### Attained the Living Wage (Program Year 2019-20)



Note: Above, masked values (when data are insufficient) are reported as "Unknown or multiple values".  
Multiple values = Student reported to more than one program.



### Metric Definitions

**Attained the Living Wage\*** Among CCP students who exited college and did not transfer to any postsecondary institution, the proportion who attained the district county living wage for a single adult measured immediately following academic year of exit

Among students who exited college and did not transfer to any postsecondary institution, the proportion who attained the district county living wage for a single adult measured immediately following academic year of exit

**Course Retention Rate** Among all credit enrollments, percentage of enrollments where students did not withdraw and received a valid grade in the selected year

**Course Success Rate\*** Among all credit enrollments, the percentage of enrollments where students successfully completed the course

**Enrollments** The number of enrollments in courses assigned to the TOP code in the selected year

**Job Closely Related to Field of Study\*** Among CTE students who responded to this CTE Outcomes Survey question(s) and did not transfer to any postsecondary institution, the proportion who reported that they are working in a job very closely or closely related to their field of study

Among students who responded to the CTE Outcomes Survey and did not transfer to any postsecondary institution, the proportion who reported that they are working in a job very closely or closely related to their field of study

**Sections Offered** The number of sections offered in the TOP code in the selected year

# Program Fact Sheets

## I. Overview

### Filters

County	Institution	TOP6 Title	Catalog Name
San Diego	San Diego Miramar	Aeronautical and Aviation ..	All

Disclaimer: This report should be used to guide program discussions. This cannot be used for the Regional Program Recommendation Process.

TOP6	TOP6 Title	Institution
095000	Aeronautical and Aviation Technology	San Diego Miramar



### San Diego Miramar Crosswalk Occupations for TOP6: 095000

SOC   Occupation	Job Description	Typical Entry-Level Education
49-3011 Aircraft Mechanics and Service Technicians	Diagnose, adjust, repair, or overhaul aircraft engines and assemblies, such as hydraulic and pneumatic systems. Excludes "Avionics Technicians" (49-2091).	Postsecondary non-degree award
51-2011 Aircraft Structure, Surfaces, Rigging, and Systems Assemblers	Assemble, fit, fasten, and install parts of airplanes, space vehicles, or missiles, such as tails, wings, fuselage, bulkheads, stabilizers, landing gear, rigging and control equipment, or heating and ventilating systems.	High school diploma or equivalent

# Program Fact Sheets

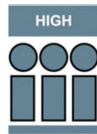
## I. Summary

**TOP6** **TOP6 Title** **Institution**  
 095000 Aeronautical and Aviation Technology San Diego Miramar



<b>Total Demand</b>	<b>Selected/Linked SOC   Occupation (s)</b>	<b>Total TOP Code Supply</b>	<b>Total CIP Code Supply</b>
<b>526</b>	49-3011 Aircraft Mechanics and Service Technicians 51-2011 Aircraft Structure, Surfaces, Rigging, and Systems Assemblers	<b>36</b>	<b>None</b>

How many annual openings do these occupations have?



How many institutions provide training for these occupations?

1 - 3 Low  
 4 - 7 Medium  
 8+ High

Number of TOP related institutions - 1

Number of CIP related institutions - None

On average, do these occupations pay above the living wage of \$18.43?



What is the highest expected education level for these occupations?

- ☐ Doctorate Degree
- ☐ Master's Degree
- ☐ Bachelor's Degree
- ☐ Associate Degree
- ☒ Some College or Certificate
- ☐ HS Diploma or Equivalent
- ☐ Less Than a HS Diploma
- ☐ Apprenticeship

## Program Fact Sheets

### I. Catalog

TOP6	TOP6 Title	Institution
095000	Aeronautical and Aviation Technology	San Diego Miramar



### What other programs are coded under this TOP code?\*

Control Number	Catalog Name	Goal	Award
16731	Aviation General Studies	CTE (Limited to programs in CTE TOP codes other than ADTs)	A.S. Degree
16732	Aviation Maintenance Technology: Airframe & Powerplant	CTE (Limited to programs in CTE TOP codes other than ADTs)	A.S. Degree
16973	Pilot Studies	CTE (Limited to programs in CTE TOP codes other than ADTs)	A.S. Degree
22283	Pilot Studies	CTE (Limited to programs in CTE TOP codes other than ADTs)	Certificate of Achievement: 18 or greater semester(or 27 or greater quarter) units
22284	Aviation General Studies	CTE (Limited to programs in CTE TOP codes other than ADTs)	Certificate of Achievement: 18 or greater semester(or 27 or greater quarter) units
22285	Aviation Maintenance Technology: Airframe & Powerplant	CTE (Limited to programs in CTE TOP codes other than ADTs)	Certificate of Achievement: 18 or greater semester(or 27 or greater quarter) units

\*Note: Information as seen in the Chancellor's Office Curriculum Inventory.

ADT = Associate Degree for Transfer

CSU GE = California State University General Education

CTE = Career Technical Education

IGETC = Intersegmental General Education Transfer..

Total Demand Sselected/linked occupation(s)	Total TOP Code Supply	Total CIP Code Supply
526	36	None

Annual Job Openings (2022-2027)

SOC   Occupation	
49-3011 Aircraft Mechanics and Service Technicians	400
51-2011 Aircraft Structure, Surfaces, Rigging, and Systems Assemblers	126
Grand Total	526

Total TOP Code Supply\*

Includes all related TOP Codes

\* Note: If number is below Selected TOP Code Supply then there is code misalignment.

TOP6 Code	TOP6 Title	
095000	Aeronautical and Aviation Technology	22
095010	Aviation Airframe Mechanics	7
095020	Aviation Powerplant Mechanics	7
Grand Total		36

Total CIP Code Supply

Includes all related CIP Codes

Selected TOP6 Code Supply

Aeronautical and Aviation Technology (Only)

22



Annual Program Awards - Three-Year Average

TOP6 95000

CC Awards (PY19-20 to PY21-22)

Non-CC Awards (PY19-20 to PY20-21)

Community College Non-Community College Total

Refer to Award Type Breakout sheet for a detailed award breakdown.

Institution Name	Awards
San Diego Miramar	22
Grand Total	22

Note: Community College awards as seen in the Chancellor's Office Management Information Systems Data Mart. Non-Community College awards as seen in the integrated Postsecondary Education Data System.

Average Entry-Level Wage for Occupation(s) > Living Wage (\$18.43): True



Education, Training, and Wages

SOC   Occupation	Typical Entry-Level Education	Typical On-the-Job Training (OJT)	Entry-Level Wage (25th Percentile)	Median Wage
49-3011 Aircraft Mechanics and Service Technicians	Postsecondary non-degree award	None	\$30.10	\$36.98
51-2011 Aircraft Structure, Surfaces, Rigging, and Systems Assemblers	High school diploma or equivalent	Moderate-term OJT	\$18.75	\$18.91

Demographics broken down by San Diego population and occupations within San Diego.

### Guiding Questions:

- \* Do enrollment trends differ from the demographics of the occupations? Why do you think these trends exist?
- \* Are there any ethnic/racial groups at your institution that are underrepresented when compared to the County?

### Age

County	19-21	22-24	25-34	35-44	45-54	55-64	65+
San Diego	5%	6%	24%	22%	20%	16%	7%

#### SOC | Occupation

49-3011 Aircraft Mechanics and Service Technicians	15%	15%	31%	20%	11%	7%	2%
51-2011 Aircraft Structure, Surfaces, Rigging, and Sy..	1%	4%	22%	23%	22%	23%	6%

### Gender

County	Female	Male
San Diego	47%	53%

#### SOC | Occupation

49-3011 Aircraft Mechanics and Service Technicians	7%	93%
51-2011 Aircraft Structure, Surfaces, Rigging, and Systems Assemblers	36%	64%

### Race or Ethnicity

County	Asian	Black or African American	Hispanic or Latinx	Native American or Alaska Native	Native Hawaiian or Other Pacific	Two or More Races	White
San Diego	13%	6%	34%	0%	0%	3%	43%

#### SOC | Occupation

49-3011 Aircraft Mechanics and Service Technicians	8%	7%	29%	0%	1%	5%	50%
51-2011 Aircraft Structure, Surfaces, Rigging, and Sy..	19%	6%	38%	0%	0%	2%	34%

### National Educational Attainment

County	< HS	HS	Some College	Associate	Bachelor's	Master's	PhD or Professional
San Diego	14%	19%	22%	9%	23%	9%	5%




#### SOC | Occupation

49-3011 Aircraft Mechanics and Service Technicians	35%	41%	14%	4%	5%	1%	0%
51-2011 Aircraft Structure, Surfaces, Rigging, and Syst..	7%	30%	32%	12%	16%	2%	1%



Selected TOP6: **Aeronautical and Aviation Technology**Total Supply: **22**



## Annual Program Awards - Three-Year Average (Supply)

 Community College
  Non-Community College
  Total

Institution Name	Cert 16-30	AA/AS	Cert 60+	Grand Total
San Diego Miramar	1	8	13	22
<b>Total</b>	<b>1</b>	<b>8</b>	<b>13</b>	<b>22</b>

Award Level	Abbreviation	Award Level	Abbreviation
Noncredit award < 48 hours	NC < 48 hrs	Certificate 18 < 30 semester units	Cert 18-30
Noncredit award 48 < 96 hours	NC 48 < 96 hrs	Certificate 30 < 60 semester units	Cert 30-60
Noncredit award 96 < 144 hours	NC 96 < 144 hrs	Certificate 6 < 18 semester units	Cert 6-18
Noncredit award 144 < 192 hours	NC 144 < 192 hrs	Certificate 60+ semester units	Cert 60+
Noncredit award 192 < 288 hours	NC 192 < 288 hrs	Certificates of Less than 1 yr	Cert 1 <
Noncredit award 288 < 480 hours	NC 288 < 480 hrs	Certificates of at least 1 but less than 2 years	Cert 1 < 2 yrs
Noncredit award 480 < 960 hours	NC 480 < 960 hrs	Certificates of at least 2 but less than 4 years	Cert 2 < 4 yrs
Noncredit award 960+ hours	NC 960+ hrs	Associate Degree	AA/AS
Noncredit award	NC	Associate for Transfer Degree	ADT
Award < 1 academic yr	Award < 1 yr	Postsecondary awards	Postsecondary
Award 1 < 2 academic yrs	Award 1 < 2 yrs	Bachelor's Degree	BA/BS
Award 2 < 4 academic yrs	Award 2 < 4 yrs	Postbaccalaureate certificate	Post BA/BS
Credit Award, < 6 semester units	Credit < 6	Master's degree	MA/MS
Certificate 8 < 16 semester units	Cert 8-16	Post-master's certificate	Post MA/MS
Certificate 12 < 18 semester units	Cert 12-18	Doctor's degree	Doct
Certificate 16 < 30 semester units	Cert 16-30		

Note: Community College awards as seen in the Chancellor's Office Management Information Systems Data Mart. Non-Community College awards as seen in the integrated Postsecondary Education Data System.

Total Supply: **22**
 Community..  Community Coll..  Total

 TOP6 Program Title: **095000 Aeronautical and Aviation Technology**  
 College: **San Diego Miramar**

## Program Fact Sheets

### III. Enrollment

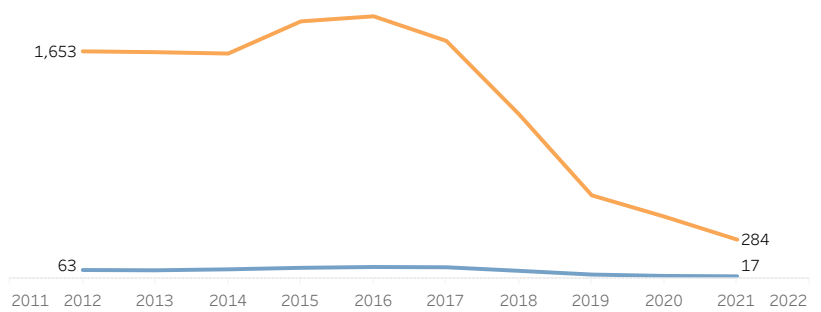
TOP6 Program Title: **095000 Aeronautical and Aviation Technology**  
College: **San Diego Miramar**

Program Year  
2020-21

#### Enrollment Trends

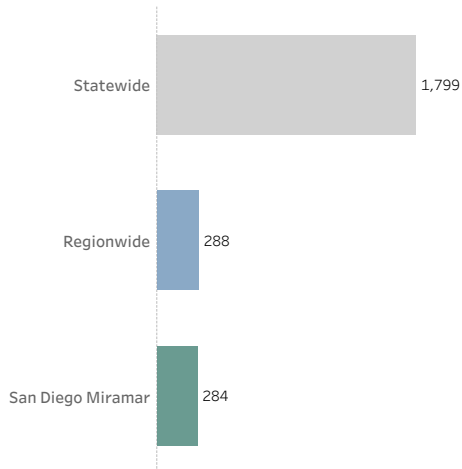
	Enrollments	Sections Offered
2011-12	1,653	63
2012-13	1,647	61
2013-14	1,637	68
2014-15	1,871	79
2015-16	1,908	85
2016-17	1,729	83
2017-18	1,195	57
2018-19	606	30
2019-20	451	20
2020-21	284	17

#### Enrollment Trends

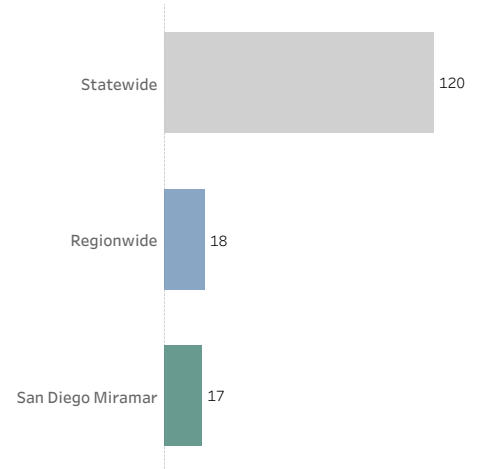


Note: Information as seen in the Chancellor's Office LaunchBoard. If there were fewer than 10 students, the data for the metric were suppressed.

#### # Course Enrollments (2020-21)



#### # Course Sections (2020-21)



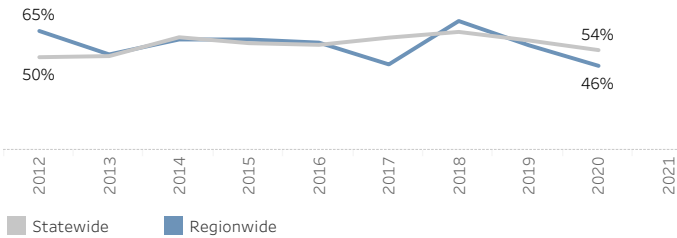
Note: Information as seen in the Chancellor's Office LaunchBoard. If there were fewer than 10 students, the data for the metric were suppressed.



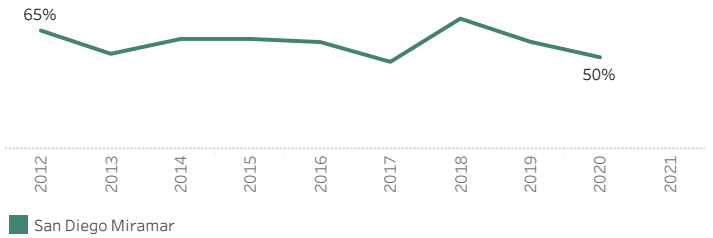
TOP6 Program Title: 095000 Aeronautical and Aviation Technology  
College: San Diego Miramar

Program Year  
2019-20

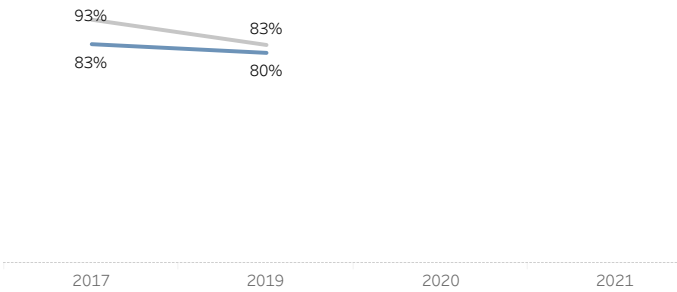
% Attained the Living Wage\*



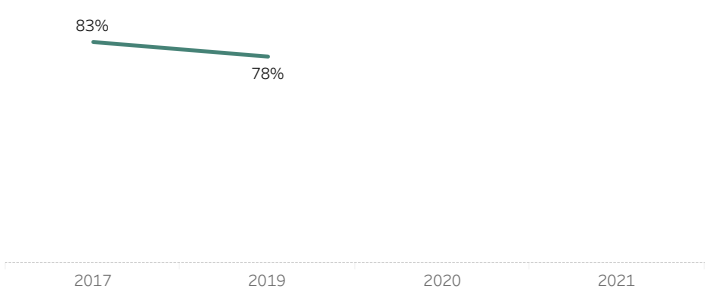
% Attained the Living Wage\*



% Job Closely Related to Field of Study\*



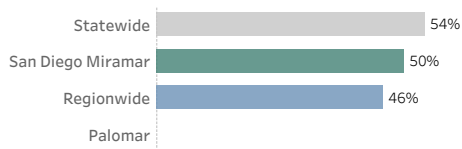
% Job Closely Related to Field of Study\*



Note: Information as seen in the Chancellor's Office LaunchBoard. If there were fewer than 10 students, the data for the metric were suppressed. If year is missing, data were not available from the Chancellor's Office LaunchBoard.

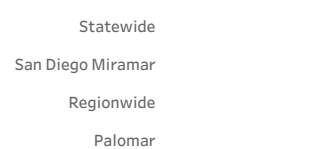
% Attained a Living Wage (2019-20)

Most recent data available are for PY 2019-20.



% Job Closely Related to Field of Study (2019-20)

Most recent data available are for PY 2018-19.



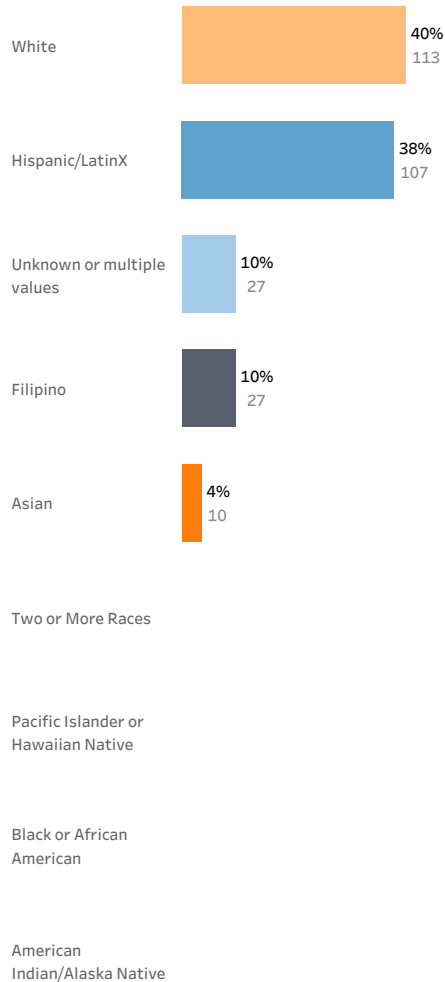
Note: Information as seen in the Chancellor's Office LaunchBoard. If there were fewer than 10 students, the data for the metric were suppressed. If year is missing, data were not available from the Chancellor's Office LaunchBoard.

## Program Fact Sheets

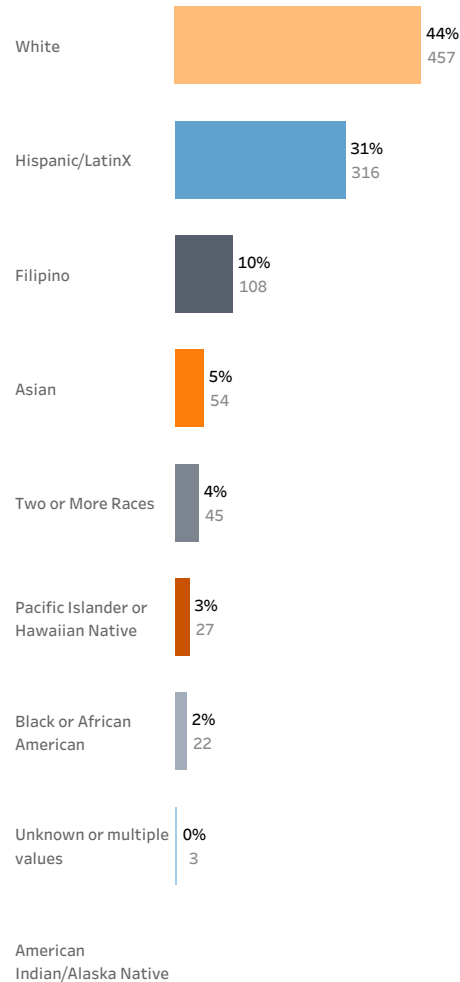
VII. Program Demographics  
2020 - 2021

TOP6 Program Title: 095000 Aeronautical and Aviation Technology  
College: San Diego Miramar

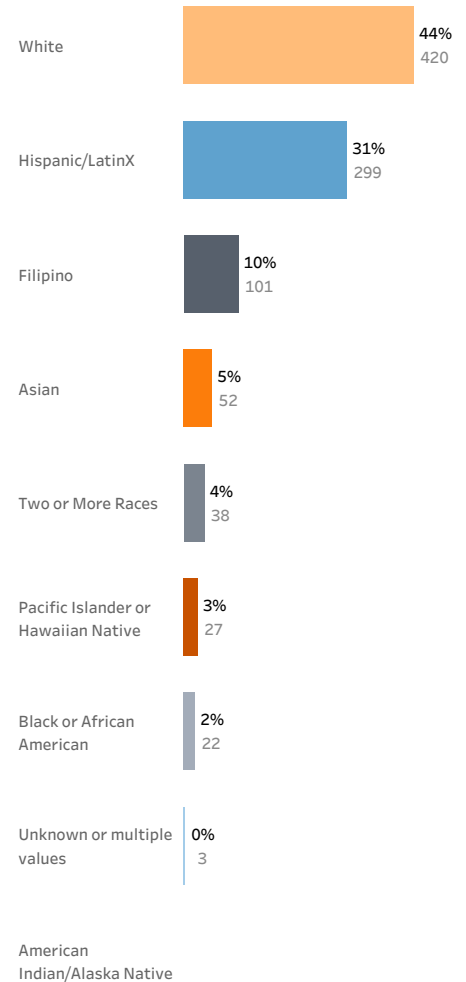
### Enrollments



### Course Retention Rate



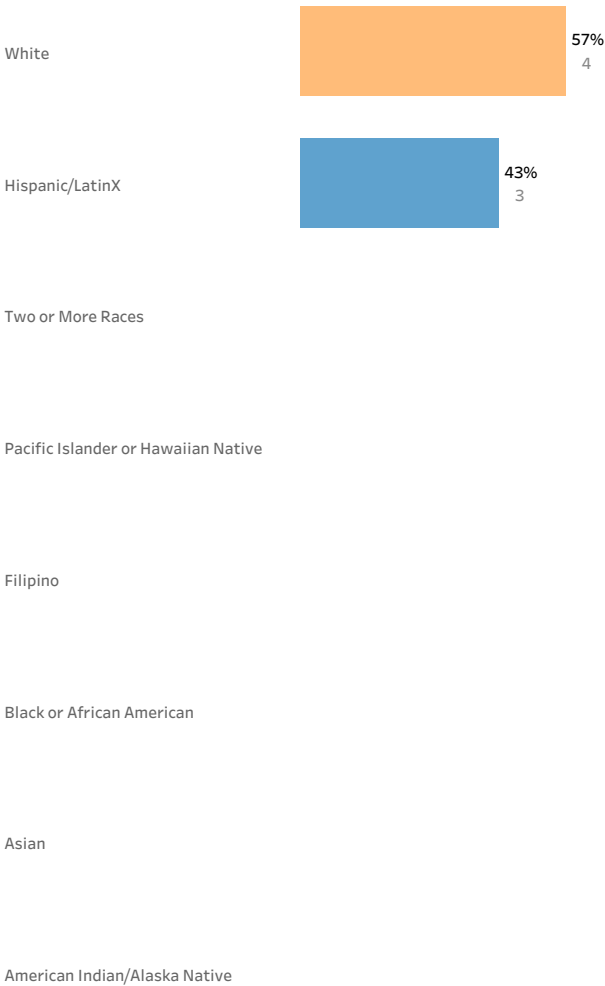
### Course Success Rate



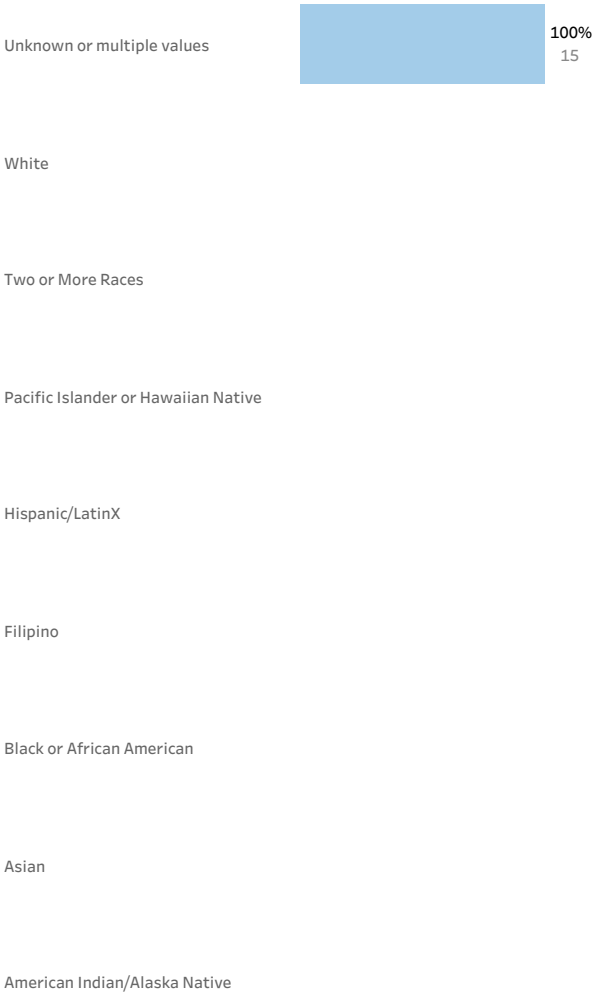
Note: Above, masked values (when data are insufficient) are reported as "Unknown or multiple values".  
Multiple values = Student reported to more than one program.

TOP6 Program Title: 095000 Aeronautical and Aviation Technology  
College: San Diego Miramar

Job Closely Related to Field of Study  
(Program Year 2018-19)



Attained the Living Wage  
(Program Year 2019-20)



Note: Above, masked values (when data are insufficient) are reported as "Unknown or multiple values".  
Multiple values = Student reported to more than one program.

### Metric Definitions

**Attained the Living Wage\*** Among CCP students who exited college and did not transfer to any postsecondary institution, the proportion who attained the district county living wage for a single adult measured immediately following academic year of exit

Among students who exited college and did not transfer to any postsecondary institution, the proportion who attained the district county living wage for a single adult measured immediately following academic year of exit

**Course Retention Rate** Among all credit enrollments, percentage of enrollments where students did not withdraw and received a valid grade in the selected year

**Course Success Rate\*** Among all credit enrollments, the percentage of enrollments where students successfully completed the course

**Enrollments** The number of enrollments in courses assigned to the TOP code in the selected year

**Job Closely Related to Field of Study\*** Among CTE students who responded to this CTE Outcomes Survey question(s) and did not transfer to any postsecondary institution, the proportion who reported that they are working in a job very closely or closely related to their field of study

Among students who responded to the CTE Outcomes Survey and did not transfer to any postsecondary institution, the proportion who reported that they are working in a job very closely or closely related to their field of study

**Sections Offered** The number of sections offered in the TOP code in the selected year

Filters

County	Institution	TOP6 Title	Catalog Name
San Diego	San Diego Miramar	Alternative Fuels and Adv..	All

Disclaimer: This report should be used to guide program discussions. This cannot be used for the Regional Program Recommendation Process.



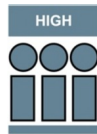
San Diego Miramar Crosswalk Occupations for TOP6: 094840

SOC   Occupation	Job Description	Typical Entry-Level Education
49-3023 Automotive Service Technicians and Mechanics	Diagnose, adjust, repair, or overhaul automotive vehicles. Excludes "Automotive Body and Related Repairers" (49-3021), "Bus and Truck Mechanics and Diesel Engine Specialists" (49-3031), and "Electronic Equipment Installers and Repairers, Motor Vehicles" (49-2096).	Postsecondary non-degree award



Total Demand	Selected/Linked SOC   Occupation (s)	Total TOP Code Supply	Total CIP Code Supply
595	49-3023 Automotive Service Technicians and Mechanics	334	72

How many annual openings do these occupations have?



How many institutions provide training for these occupations?

1 - 3 Low  
4 - 7 Medium  
8+ High

Number of TOP related institutions - 6

Number of CIP related institutions - 2

On average, do these occupations pay above the living wage of \$18.43?



What is the highest expected education level for these occupations?

- ☐ Doctorate Degree
- ☐ Master's Degree
- ☐ Bachelor's Degree
- ☐ Associate Degree
- ☒ Some College or Certificate
- ☐ HS Diploma or Equivalent
- ☐ Less Than a HS Diploma
- ☐ Apprenticeship



What other programs are coded under this TOP code?\*

\*Note: Information as seen in the Chancellor's Office Curriculum Inventory.

ADT = Associate Degree for Transfer

CSU GE = California State University General Education

CTE = Career Technical Education

IGETC = Intersegmental General Education Transfer..

Total Demand Sselected/linked occupation(s)	Total TOP Code Supply	Total CIP Code Supply
595	334	72

Annual Job Openings (2022-2027)

SOC   Occupation	
49-3023 Automotive Service Technicians and Mechanics	595
Grand Total	595

Total TOP Code Supply\*

Includes all related TOP Codes

\* Note: If number is below Selected TOP Code Supply then there is code misalignment.

TOP6 Code	TOP6 Title	
094800	Automotive Technology	334
Grand Total		334

Total CIP Code Supply

Includes all related CIP Codes

CIP Code	CIP Title	
47.0604	Automobile/Automotive Mechanics Technology/Technician	72
Grand Total		72

Selected TOP6 Code Supply

Alternative Fuels and Advanced Transportation Technology (Only)

None



Annual Program Awards - Three-Year Average

TOP6 None

CC Awards (PY19-20 to PY21-22)

Non-CC Awards (PY19-20 to PY20-21)

Community College Non-Community College Total

Refer to Award Type Breakout sheet for a detailed award breakdown.

Note: Community College awards as seen in the Chancellor's Office Management Information Systems Data Mart. Non-Community College awards as seen in the integrated Postsecondary Education Data System.

Average Entry-Level Wage for Occupation(s) > Living Wage (\$18.43): False



Education, Training, and Wages

SOC   Occupation	Typical Entry-Level Education	Typical-On-the-Job Training (OJT)	Entry-Level Wage (25th Percentile)	Median Wage
49-3023 Automotive Service Technicians and Mechanics	Postsecondary non-degree award	Short-term OJT	\$18.41	\$28.06



Demographics broken down by San Diego population and occupations within San Diego.

### Guiding Questions:

- \* Do enrollment trends differ from the demographics of the occupations? Why do you think these trends exist?
- \* Are there any ethnic/racial groups at your institution that are underrepresented when compared to the County?

### Age

County	19-21	22-24	25-34	35-44	45-54	55-64	65+
San Diego	5%	6%	24%	22%	20%	16%	7%

### SOC | Occupation

49-3023 Automotive Service Technicians and Mechan..	6%	7%	27%	23%	20%	14%	3%
---	----	----	-----	-----	-----	-----	----

### Gender

County	Female	Male
San Diego	47%	53%

### SOC | Occupation

49-3023 Automotive Service Technicians and Mechanics	2%	98%
--	----	-----

### Race or Ethnicity

County	Asian	Black or African American	Hispanic or Latinx	Native American or Alaska Native	Native Hawaiian or Other Pacific	Two or More Races	White
San Diego	13%	6%	34%	0%	0%	3%	43%

### SOC | Occupation

49-3023 Automotive Service Technicians and Mechan..	7%	3%	48%	0%	0%	2%	38%
---	----	----	-----	----	----	----	-----

### National Educational Attainment

County	< HS	HS	Some College	Associate	Bachelor's	Master's	PhD or Professional
San Diego	14%	19%	22%	9%	23%	9%	5%

### SOC | Occupation

49-3023 Automotive Service Technicians and Mechanics	24%	34%	18%	9%	15%	1%	0%
--	-----	-----	-----	----	-----	----	----



Selected TOP6: **Alternative Fuels and Advanced Transportation Technology**

Total Supply: **None**

Annual Program Awards - Three-Year Average (Supply)

■ Community College ■ Non-Community College ■ Total

Award Level	Abbreviation	Award Level	Abbreviation
Noncredit award < 48 hours	NC < 48 hrs	Certificate 18 < 30 semester units	Cert 18-30
Noncredit award 48 < 96 hours	NC 48 < 96 hrs	Certificate 30 < 60 semester units	Cert 30-60
Noncredit award 96 < 144 hours	NC 96 < 144 hrs	Certificate 6 < 18 semester units	Cert 6-18
Noncredit award 144 < 192 hours	NC 144 < 192 hrs	Certificate 60+ semester units	Cert 60+
Noncredit award 192 < 288 hours	NC 192 < 288 hrs	Certificates of Less than 1 yr	Cert 1 <
Noncredit award 288 < 480 hours	NC 288 < 480 hrs	Certificates of at least 1 but less than 2 years	Cert 1 < 2 yrs
Noncredit award 480 < 960 hours	NC 480 < 960 hrs	Certificates of at least 2 but less than 4 years	Cert 2 < 4 yrs
Noncredit award 960+ hours	NC 960+ hrs	Associate Degree	AA/AS
Noncredit award	NC	Associate for Transfer Degree	ADT
Award < 1 academic yr	Award < 1 yr	Postsecondary awards	Postsecondary
Award 1 < 2 academic yrs	Award 1 < 2 yrs	Bachelor's Degree	BA/BS
Award 2 < 4 academic yrs	Award 2 < 4 yrs	Postbaccalaureate certificate	Post BA/BS
Credit Award, < 6 semester units	Credit < 6	Master's degree	MA/MS
Certificate 8 < 16 semester units	Cert 8-16	Post-master's certificate	Post MA/MS
Certificate 12 < 18 semester units	Cert 12-18	Doctor's degree	Doct
Certificate 16 < 30 semester units	Cert 16-30		

Note: Community College awards as seen in the Chancellor's Office Management Information Systems Data Mart. Non-Community College awards as seen in the integrated Postsecondary Education Data System.

Total Supply: **None**

#### Community College Flag

TOP6 Program Title: **094840 Alternative Fuels and Advanced Transportation Technology**  
College: **San Diego Miramar**

## Program Fact Sheets

### III. Enrollment

TOP6 Program Title: **094840 Alternative Fuels and Advanced Transportation Technology**  
 College: **San Diego Miramar**

2020-21

#### Enrollment Trends

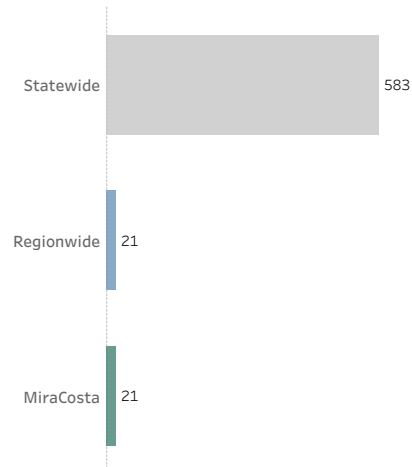
	Enrollments	Sections Offered
2011-12		
2012-13		
2013-14		
2014-15		
2015-16		
2016-17		
2017-18		

#### Enrollment Trends

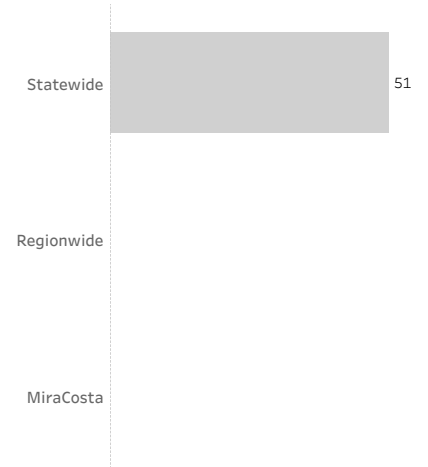


Note: Information as seen in the Chancellor's Office LaunchBoard. If there were fewer than 10 students, the data for the metric were suppressed.

#### # Course Enrollments (2020-21)



#### # Course Sections (2020-21)

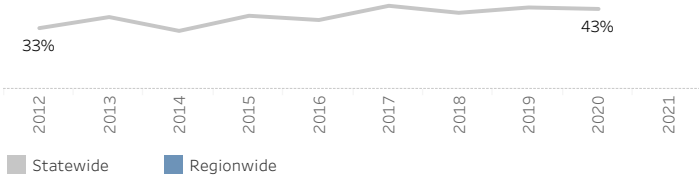


Note: Information as seen in the Chancellor's Office LaunchBoard. If there were fewer than 10 students, the data for the metric were suppressed.


TOP6 Program Title: **094840 Alternative Fuels and Advanced Transportation Technology**  
 College: **San Diego Miramar**

Program Year  
2019-20

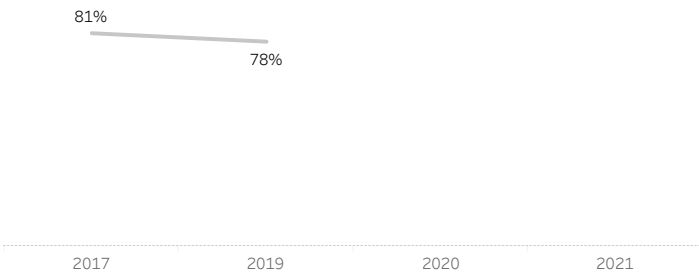
% Attained the Living Wage\*



% Attained the Living Wage\*



% Job Closely Related to Field of Study\*



% None

Note: Information as seen in the Chancellor's Office LaunchBoard. If there were fewer than 10 students, the data for the metric were suppressed. If year is missing, data were not available from the Chancellor's Office LaunchBoard.

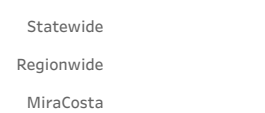
% Attained a Living Wage (2019-20)

Most recent data available are for PY 2019-20.



% Job Closely Related to Field of Study (2019-20)

Most recent data available are for PY 2018-19.



Note: Information as seen in the Chancellor's Office LaunchBoard. If there were fewer than 10 students, the data for the metric were suppressed. If year is missing, data were not available from the Chancellor's Office LaunchBoard.

TOP6 Program Title: 094840 Alternative Fuels and Advanced Transportation Technology  
College: San Diego Miramar

None

None

None

Note: Above, masked values (when data are insufficient) are reported as "Unknown or multiple values".  
Multiple values = Student reported to more than one program.

TOP6 Program Title: 094840 Alternative Fuels and Advanced Transportation Technology  
College: San Diego Miramar

None  
(Program Year 2018-19)

None  
(Program Year 2019-20)

Note: Above, masked values (when data are insufficient) are reported as "Unknown or multiple values".  
Multiple values = Student reported to more than one program.

### Metric Definitions

**Attained the Living Wage\*** Among CCP students who exited college and did not transfer to any postsecondary institution, the proportion who attained the district county living wage for a single adult measured immediately following academic year of exit

Among students who exited college and did not transfer to any postsecondary institution, the proportion who attained the district county living wage for a single adult measured immediately following academic year of exit

**Course Retention Rate** Among all credit enrollments, percentage of enrollments where students did not withdraw and received a valid grade in the selected year

**Course Success Rate\*** Among all credit enrollments, the percentage of enrollments where students successfully completed the course

**Enrollments** The number of enrollments in courses assigned to the TOP code in the selected year

**Job Closely Related to Field of Study\*** Among CTE students who responded to this CTE Outcomes Survey question(s) and did not transfer to any postsecondary institution, the proportion who reported that they are working in a job very closely or closely related to their field of study

Among students who responded to the CTE Outcomes Survey and did not transfer to any postsecondary institution, the proportion who reported that they are working in a job very closely or closely related to their field of study

**Sections Offered** The number of sections offered in the TOP code in the selected year

# Program Fact Sheets

## I. Overview

### Filters

County	Institution	TOP6 Title	Catalog Name
San Diego	San Diego Miramar	Aquatics and Lifesaving	All

Disclaimer: This report should be used to guide program discussions. This cannot be used for the Regional Program Recommendation Process.



### San Diego Miramar Crosswalk Occupations for TOP6: 083570

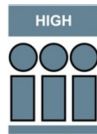
SOC   Occupation	Job Description	Typical Entry-Level Education
33-2011 Firefighters	Control and extinguish fires or respond to emergency situations where life, property, or the environment is at risk. Duties may include fire prevention, emergency medical service, hazardous material response, search and rescue, and disaster assistance.	Postsecondary non-degree award
33-9092 Lifeguards, Ski Patrol, and Other Recreational Protective Service Workers	Monitor recreational areas, such as pools, beaches, or ski slopes, to provide assistance and protection to participants.	No formal educational credential





Total Demand	Selected/Linked SOC   Occupation (s)	Total TOP Code Supply	Total CIP Code Supply
987	33-2011 Firefighters	264	None
	33-9092 Lifeguards, Ski Patrol, and Other Recreational Protective Service Wor		

How many annual openings do these occupations have?



How many institutions provide training for these occupations?

1 - 3 Low  
4 - 7 Medium  
8+ High

Number of TOP related institutions - 3

Number of CIP related institutions - None

On average, do these occupations pay above the living wage of \$18.43?



What is the highest expected education level for these occupations?

- ☐ Doctorate Degree
- ☐ Master's Degree
- ☐ Bachelor's Degree
- ☐ Associate Degree
- ☒ Some College or Certificate
- ☐ HS Diploma or Equivalent
- ☐ Less Than a HS Diploma
- ☐ Apprenticeship



## What other programs are coded under this TOP code?\*

Control Number	Catalog Name	Goal	Award
16746	Open Water Lifeguard	CTE (Limited to programs in CTE TOP codes other than ADTs)	A.S. Degree
22275	Open Water Lifeguard	CTE (Limited to programs in CTE TOP codes other than ADTs)	Certificate of Achievement requiring 16 to less than 30 semester units or 24 to less than 45 quarter units

\*Note: Information as seen in the Chancellor's Office Curriculum Inventory.

ADT = Associate Degree for Transfer

CSU GE = California State University General Education

CTE = Career Technical Education

IGETC = Intersegmental General Education Transfer..

Total Demand Sselected/linked occupation(s)	Total TOP Code Supply	Total CIP Code Supply
987	264	None

Annual Job Openings (2022-2027)

SOC   Occupation	
33-2011 Firefighters	303
33-9092 Lifeguards, Ski Patrol, and Other Recreational Protective Service Workers	684
Grand Total	987

Total TOP Code Supply\*

Includes all related TOP Codes

\* Note: If number is below Selected TOP Code Supply then there is code misalignment.

TOP6 Code	TOP6 Title	
213300	Fire Technology	178
213350	Fire Academy	86
Grand Total		264

Total CIP Code Supply

Includes all related CIP Codes

Selected TOP6 Code Supply

Aquatics and Lifesaving (Only)

1



Annual Program Awards - Three-Year Average

TOP6 83570

CC Awards (PY19-20 to PY21-22)

Non-CC Awards (PY19-20 to PY20-21)

Community College Non-Community College Total

Refer to Award Type Breakout sheet for a detailed award breakdown.

Institution Name	Awards
San Diego Miramar	1
Grand Total	1

Note: Community College awards as seen in the Chancellor's Office Management Information Systems Data Mart. Non-Community College awards as seen in the integrated Postsecondary Education Data System.

Average Entry-Level Wage for Occupation(s) > Living Wage (\$18.43): True



Education, Training, and Wages

SOC   Occupation	Typical Entry-Level Education	Typical On-the-Job Training (OJT)	Entry-Level Wage (25th Percentile)	Median Wage
33-2011 Firefighters	Postsecondary non-degree award	Long-term OJT	\$23.86	\$29.39
33-9092 Lifeguards, Ski Patrol, and Other Recreational Protective Service Workers	No formal educational credential	Short-term OJT	\$14.53	\$17.24

## Program Fact Sheets

## II. Labor Market Information, Occupation Demographics

Demographics broken down by San Diego population and occupations within San Diego.

### Guiding Questions:

- \* Do enrollment trends differ from the demographics of the occupations? Why do you think these trends exist?
- \* Are there any ethnic/racial groups at your institution that are underrepresented when compared to the County?

### Age

County	19-21	22-24	25-34	35-44	45-54	55-64	65+
San Diego	5%	6%	24%	22%	20%	16%	7%

### SOC | Occupation

33-2011 Firefighters	3%	4%	33%	32%	21%	7%	1%
33-9092 Lifeguards, Ski Patrol, and Other Recreation..	29%	11%	10%	5%	5%	5%	4%

### Gender

County	Female	Male
San Diego	47%	53%

### SOC | Occupation

33-2011 Firefighters	6%	94%
33-9092 Lifeguards, Ski Patrol, and Other Recreational Protective Service ..	54%	46%

### Race or Ethnicity

County	Asian	Black or African American	Hispanic or Latinx	Native American or Alaska Native	Native Hawaiian or Other Pacific	Two or More Races	White
San Diego	13%	6%	34%	0%	0%	3%	43%

### SOC | Occupation

33-2011 Firefighters	5%	7%	29%	0%	1%	6%	51%
33-9092 Lifeguards, Ski Patrol, and Other Recreation..	5%	4%	30%	0%	0%	5%	55%

### National Educational Attainment

County	< HS	HS	Some College	Associate	Bachelor's	Master's	PhD or Professional
San Diego	14%	19%	22%	9%	23%	9%	5%

### SOC | Occupation

33-2011 Firefighters	19%	46%	21%	9%	5%	1%	0%
33-9092 Lifeguards, Ski Patrol, and Other Recreational ..	0%	13%	31%	14%	35%	7%	1%

### Selected TOP6: Aquatics and Lifesaving

Total Supply: 1

#### Annual Program Awards - Three-Year Average (Supply)

Community College Non-Community College Total

Institution Name	AA/AS	Grand Total
San Diego Miramar	1	1
<b>Total</b>	<b>1</b>	<b>1</b>

Award Level	Abbreviation	Award Level	Abbreviation
Noncredit award < 48 hours	NC < 48 hrs	Certificate 18 < 30 semester units	Cert 18-30
Noncredit award 48 < 96 hours	NC 48 < 96 hrs	Certificate 30 < 60 semester units	Cert 30-60
Noncredit award 96 < 144 hours	NC 96 < 144 hrs	Certificate 6 < 18 semester units	Cert 6-18
Noncredit award 144 < 192 hours	NC 144 < 192 hrs	Certificate 60+ semester units	Cert 60+
Noncredit award 192 < 288 hours	NC 192 < 288 hrs	Certificates of Less than 1 yr	Cert 1 <
Noncredit award 288 < 480 hours	NC 288 < 480 hrs	Certificates of at least 1 but less than 2 years	Cert 1 < 2 yrs
Noncredit award 480 < 960 hours	NC 480 < 960 hrs	Certificates of at least 2 but less than 4 years	Cert 2 < 4 yrs
Noncredit award 960+ hours	NC 960+ hrs	Associate Degree	AA/AS
Noncredit award	NC	Associate for Transfer Degree	ADT
Award < 1 academic yr	Award < 1 yr	Postsecondary awards	Postsecondary
Award 1 < 2 academic yrs	Award 1 < 2 yrs	Bachelor's Degree	BA/BS
Award 2 < 4 academic yrs	Award 2 < 4 yrs	Postbaccalaureate certificate	Post BA/BS
Credit Award, < 6 semester units	Credit < 6	Master's degree	MA/MS
Certificate 8 < 16 semester units	Cert 8-16	Post-master's certificate	Post MA/MS
Certificate 12 < 18 semester units	Cert 12-18	Doctor's degree	Doct
Certificate 16 < 30 semester units	Cert 16-30		

Note: Community College awards as seen in the Chancellor's Office Management Information Systems Data Mart. Non-Community College awards as seen in the integrated Postsecondary Education Data System.

Total Supply: 1

Community.. Community Coll.. Total

TOP6 Program Title: 083570 Aquatics and Lifesaving  
College: San Diego Miramar

## Program Fact Sheets

### III. Enrollment

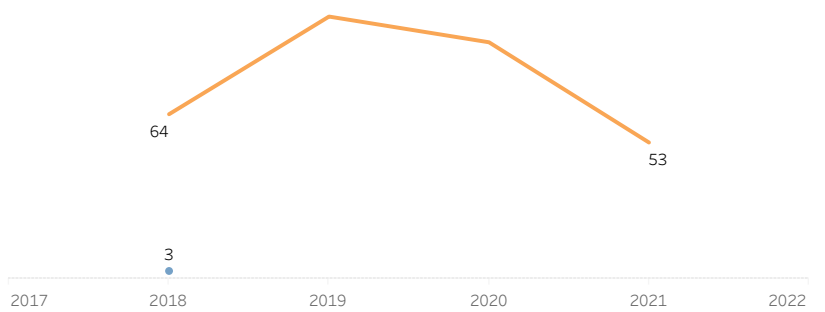
TOP6 Program Title: **083570 Aquatics and Lifesaving**  
College: **San Diego Miramar**

Program Year  
2020-21

#### Enrollment Trends

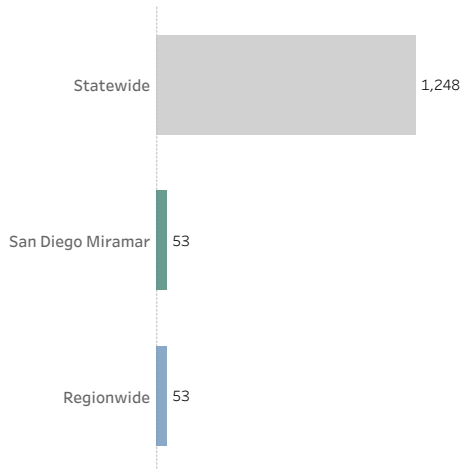
	Enrollments	Sections Offered
2011-12		
2012-13		
2013-14		
2014-15		
2015-16		
2016-17		
2017-18	64	3
2018-19	102	
2019-20	92	
2020-21	53	

#### Enrollment Trends

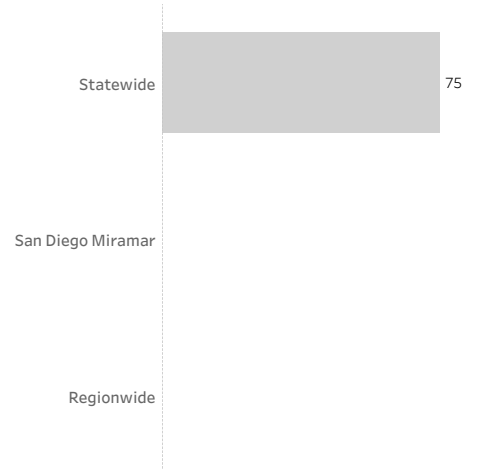


Note: Information as seen in the Chancellor's Office LaunchBoard. If there were fewer than 10 students, the data for the metric were suppressed.

#### # Course Enrollments (2020-21)



#### # Course Sections (2020-21)

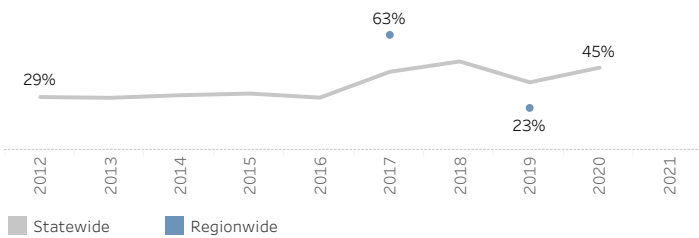


Note: Information as seen in the Chancellor's Office LaunchBoard. If there were fewer than 10 students, the data for the metric were suppressed.

TOP6 Program Title: **083570 Aquatics and Lifesaving**  
College: **San Diego Miramar**

Program Year  
2019-20

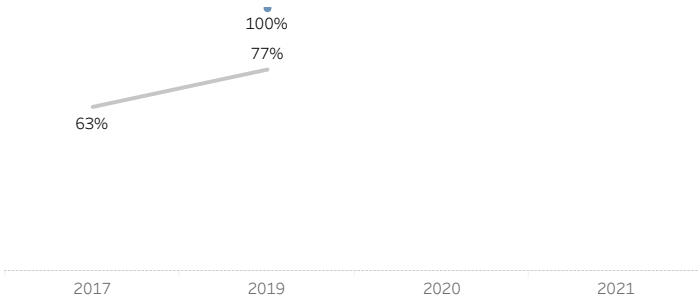
% Attained the Living Wage\*




% Attained the Living Wage\*



% Job Closely Related to Field of Study\*



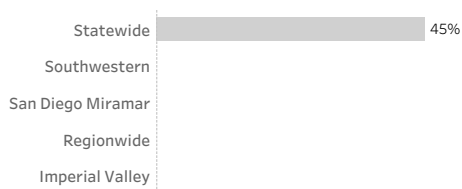
% Job Closely Related to Field of Study\*



Note: Information as seen in the Chancellor's Office LaunchBoard. If there were fewer than 10 students, the data for the metric were suppressed. If year is missing, data were not available from the Chancellor's Office LaunchBoard.


% Attained a Living Wage (2019-20)

Most recent data available are for PY 2019-20.



% Job Closely Related to Field of Study (2019-20)

Most recent data available are for PY 2018-19.



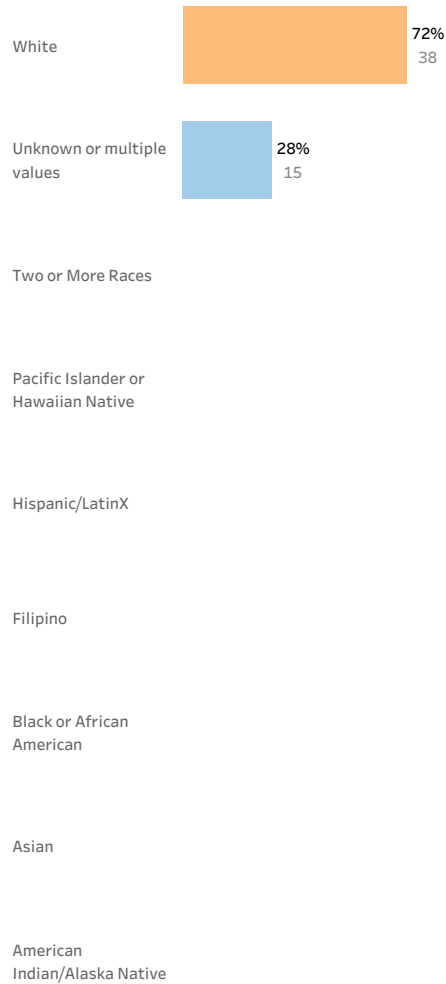
Note: Information as seen in the Chancellor's Office LaunchBoard. If there were fewer than 10 students, the data for the metric were suppressed. If year is missing, data were not available from the Chancellor's Office LaunchBoard.

## Program Fact Sheets

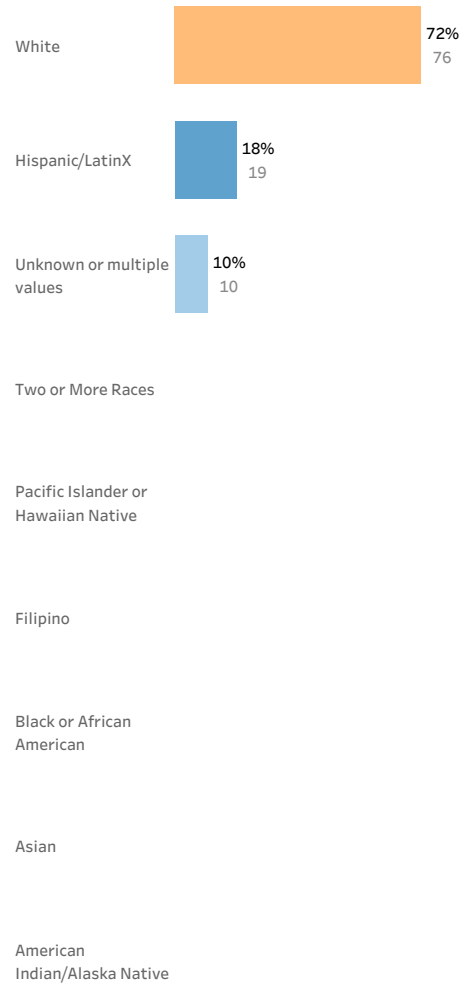
VII. Program Demographics  
2020 - 2021

TOP6 Program Title: **083570 Aquatics and Lifesaving**  
College: **San Diego Miramar**

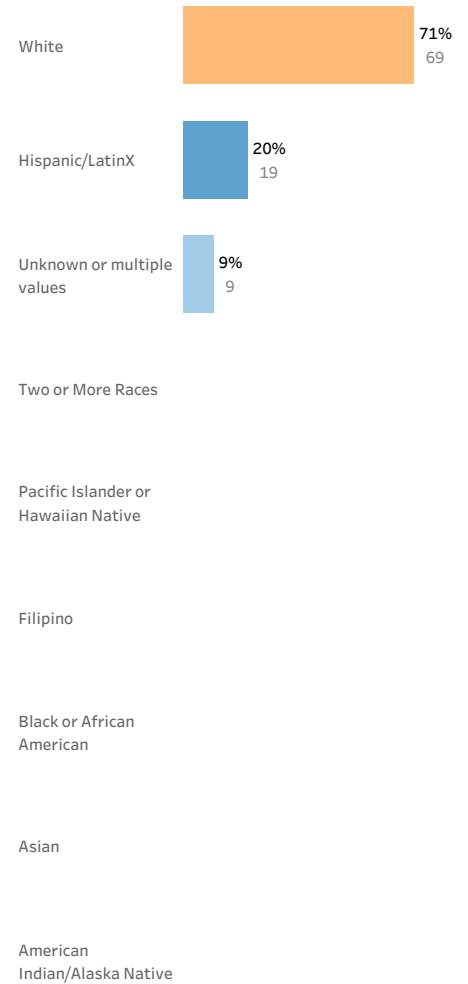
### Enrollments



### Course Retention Rate



### Course Success Rate



Note: Above, masked values (when data are insufficient) are reported as "Unknown or multiple values".  
Multiple values = Student reported to more than one program.



TOP6 Program Title: 083570 Aquatics and Lifesaving  
College: San Diego Miramar



Job Closely Related to Field of Study  
(Program Year 2018-19)

Attained the Living Wage  
(Program Year 2019-20)

White

White

Two or More Races

Two or More Races

Pacific Islander or Hawaiian Native

Pacific Islander or Hawaiian Native

Hispanic/LatinX

Hispanic/LatinX

Filipino

Filipino

Black or African American

Black or African American

Asian

Asian

American Indian/Alaska Native

American Indian/Alaska Native

Note: Above, masked values (when data are insufficient) are reported as "Unknown or multiple values".  
Multiple values = Student reported to more than one program.



### Metric Definitions

#### Attained the Living Wage\*

Among CCP students who exited college and did not transfer to any postsecondary institution, the proportion who attained the district county living wage for a single adult measured immediately following academic year of exit

Among students who exited college and did not transfer to any postsecondary institution, the proportion who attained the district county living wage for a single adult measured immediately following academic year of exit

#### Course Retention Rate

Among all credit enrollments, percentage of enrollments where students did not withdraw and received a valid grade in the selected year

#### Course Success Rate\*

Among all credit enrollments, the percentage of enrollments where students successfully completed the course

#### Enrollments

The number of enrollments in courses assigned to the TOP code in the selected year

#### Job Closely Related to Field of Study\*

Among CTE students who responded to this CTE Outcomes Survey question(s) and did not transfer to any postsecondary institution, the proportion who reported that they are working in a job very closely or closely related to their field of study

Among students who responded to the CTE Outcomes Survey and did not transfer to any postsecondary institution, the proportion who reported that they are working in a job very closely or closely related to their field of study

#### Sections Offered

The number of sections offered in the TOP code in the selected year

Program Fact Sheets

I. Overview

Filters			
County	Institution	TOP6 Title	Catalog Name
San Diego	San Diego Miramar	Automotive Technology	All

Disclaimer: This report should be used to guide program discussions. This cannot be used for the Regional Program Recommendation Process.

TOP6	TOP6 Title	Institution
094800	Automotive Technology	San Diego Miramar



San Diego Miramar Crosswalk Occupations for TOP6: 094800

SOC   Occupation	Job Description	Typical Entry-Level Education
49-3023 Automotive Service Technicians and Mechanics	Diagnose, adjust, repair, or overhaul automotive vehicles. Excludes "Automotive Body and Related Repairers" (49-3021), "Bus and Truck Mechanics and Diesel Engine Specialists" (49-3031), and "Electronic Equipment Installers and Repairers, Motor Vehicles" (49-2096).	Postsecondary non-degree award

# Program Fact Sheets

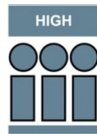
## I. Summary

**TOP6** **TOP6 Title** **Institution**  
 094800 Automotive Technology San Diego Miramar



Total Demand	Selected/Linked SOC   Occupation (s)	Total TOP Code Supply	Total CIP Code Supply
595	49-3023 Automotive Service Technicians and Mechanics	334	72

How many annual openings do these occupations have?



How many institutions provide training for these occupations?

1 - 3 Low  
 4 - 7 Medium  
 8+ High

Number of TOP related institutions - 6  
 Number of CIP related institutions - 2

On average, do these occupations pay above the living wage of \$18.43?



What is the highest expected education level for these occupations?

- ☐ Doctorate Degree
- ☐ Master's Degree
- ☐ Bachelor's Degree
- ☐ Associate Degree
- ☒ Some College or Certificate
- ☐ HS Diploma or Equivalent
- ☐ Less Than a HS Diploma
- ☐ Apprenticeship

## Program Fact Sheets

### I. Catalog

**TOP6**      **TOP6 Title**      **Institution**  
 094800      Automotive Technology      San Diego Miramar



### What other programs are coded under this TOP code?\*

Control Number	Catalog Name	Goal	Award
9720	Automotive Technology	CTE (Limited to programs in CTE TOP codes other than ADTs)	A.S. Degree
9721	Automotive Electrical	CTE (Limited to programs in CTE TOP codes other than ADTs)	Certificate of Achievement requiring 16 to less than 30 semester units or 24 to less than 45 quarter units
9722	Automotive Engine Performance	CTE (Limited to programs in CTE TOP codes other than ADTs)	Certificate of Achievement requiring 16 to less than 30 semester units or 24 to less than 45 quarter units
9723	Automotive Transmissions	CTE (Limited to programs in CTE TOP codes other than ADTs)	Certificate of Achievement requiring 16 to less than 30 semester units or 24 to less than 45 quarter units
9724	Automotive Chassis	CTE (Limited to programs in CTE TOP codes other than ADTs)	Certificate of Achievement requiring 16 to less than 30 semester units or 24 to less than 45 quarter units

\*Note: Information as seen in the Chancellor's Office Curriculum Inventory.

ADT = Associate Degree for Transfer  
 CSU GE = California State University General Education  
 CTE = Career Technical Education  
 IGETC = Intersegmental General Education Transfer..

TOP6 Program Title: 094800 Automotive Technology  
 College: San Diego Miramar

Total Demand Sselected/linked occupation(s)	Total TOP Code Supply	Total CIP Code Supply
595	334	72

Annual Job Openings (2022-2027)

SOC   Occupation	
49-3023 Automotive Service Technicians and Mechanics	595
Grand Total	595

Total TOP Code Supply\*

Includes all related TOP Codes

\* Note: If number is below Selected TOP Code Supply then there is code misalignment.

TOP6 Code	TOP6 Title	
094800	Automotive Technology	334
Grand Total		334

Total CIP Code Supply

Includes all related CIP Codes

CIP Code	CIP Title	
47.0604	Automobile/Automotive Mechanics Technology/Technician	72
Grand Total		72

Selected TOP6 Code Supply

Automotive Technology (Only)

406



Annual Program Awards - Three-Year Average

TOP6 94800

CC Awards (PY19-20 to PY21-22)

Non-CC Awards (PY19-20 to PY20-21)

Community College Non-Community College Total

Refer to Award Type Breakout sheet for a detailed award breakdown.

Institution Name	Awards
Cuyamaca	12
MiraCosta	54
Palomar	22
San Diego Continuing Education	165
San Diego Miramar	44
Southwestern	37
United Education Institute-Chula Vista	65
United Education Institute-UEI College-Oceanside	7
Grand Total	406

Note: Community College awards as seen in the Chancellor's Office Management Information Systems Data Mart. Non-Community College awards as seen in the integrated Postsecondary Education Data System.

Average Entry-Level Wage for Occupation(s) > Living Wage (\$18.43): False



Education, Training, and Wages

SOC   Occupation	Typical Entry-Level Education	Typical On-the-Job Training (OJT)	Entry-Level Wage (25th Percentile)	Median Wage
49-3023 Automotive Service Technicians and Mechanics	Postsecondary non-degree award	Short-term OJT	\$18.41	\$28.06

Demographics broken down by San Diego population and occupations within San Diego.

### Guiding Questions:

- \* Do enrollment trends differ from the demographics of the occupations? Why do you think these trends exist?
- \* Are there any ethnic/racial groups at your institution that are underrepresented when compared to the County?

### Age

County	19-21	22-24	25-34	35-44	45-54	55-64	65+
San Diego	5%	6%	24%	22%	20%	16%	7%

### SOC | Occupation

49-3023 Automotive Service Technicians and Mechan..	6%	7%	27%	23%	20%	14%	3%
---	----	----	-----	-----	-----	-----	----

### Gender

County	Female	Male
San Diego	47%	53%

### SOC | Occupation

49-3023 Automotive Service Technicians and Mechanics	2%	98%
--	----	-----

### Race or Ethnicity

County	Asian	Black or African American	Hispanic or Latinx	Native American or Alaska Native	Native Hawaiian or Other Pacific	Two or More Races	White
San Diego	13%	6%	34%	0%	0%	3%	43%

### SOC | Occupation

49-3023 Automotive Service Technicians and Mechan..	7%	3%	48%	0%	0%	2%	38%
---	----	----	-----	----	----	----	-----

### National Educational Attainment

County	< HS	HS	Some College	Associate	Bachelor's	Master's	PhD or Professional
San Diego	14%	19%	22%	9%	23%	9%	5%

### SOC | Occupation

49-3023 Automotive Service Technicians and Mechanics	24%	34%	18%	9%	15%	1%	0%
--	-----	-----	-----	----	-----	----	----



## Program Fact Sheets

## II. Labor Market Information, Program Supply

### Selected TOP6: Automotive Technology

Total Supply: 406

#### Annual Program Awards - Three-Year Average (Supply)

Community College Non-Community College Total

Institution Name	Cert 16-30	Cert 30-60	AA/AS	Cert 1 < 2 yrs	Cert 6-18	Cert 8-16	Noncredit award	Grand Total
Cuyamaca	1	3	8					12
MiraCosta	15	2	9		26	2		54
Palomar	11	4	7					22
San Diego Continuing Education							165	165
San Diego Miramar	25		7			12		44
Southwestern	12	6	10		9			37
United Education Institute-Chula Vista				65				65
United Education Institute-UEI College-Oceanside				7				7
<b>Total</b>	<b>64</b>	<b>15</b>	<b>41</b>	<b>72</b>	<b>35</b>	<b>14</b>	<b>165</b>	<b>406</b>

Award Level	Abbreviation	Award Level	Abbreviation
Noncredit award < 48 hours	NC < 48 hrs	Certificate 18 < 30 semester units	Cert 18-30
Noncredit award 48 < 96 hours	NC 48 < 96 hrs	Certificate 30 < 60 semester units	Cert 30-60
Noncredit award 96 < 144 hours	NC 96 < 144 hrs	Certificate 6 < 18 semester units	Cert 6-18
Noncredit award 144 < 192 hours	NC 144 < 192 hrs	Certificate 60+ semester units	Cert 60+
Noncredit award 192 < 288 hours	NC 192 < 288 hrs	Certificates of Less than 1 yr	Cert 1 <
Noncredit award 288 < 480 hours	NC 288 < 480 hrs	Certificates of at least 1 but less than 2 years	Cert 1 < 2 yrs
Noncredit award 480 < 960 hours	NC 480 < 960 hrs	Certificates of at least 2 but less than 4 years	Cert 2 < 4 yrs
Noncredit award 960+ hours	NC 960+ hrs	Associate Degree	AA/AS
Noncredit award	NC	Associate for Transfer Degree	ADT
Award < 1 academic yr	Award < 1 yr	Postsecondary awards	Postsecondary
Award 1 < 2 academic yrs	Award 1 < 2 yrs	Bachelor's Degree	BA/BS
Award 2 < 4 academic yrs	Award 2 < 4 yrs	Postbaccalaureate certificate	Post BA/BS
Credit Award, < 6 semester units	Credit < 6	Master's degree	MA/MS
Certificate 8 < 16 semester units	Cert 8-16	Post-master's certificate	Post MA/MS
Certificate 12 < 18 semester units	Cert 12-18	Doctor's degree	Doct
Certificate 16 < 30 semester units	Cert 16-30		

Note: Community College awards as seen in the Chancellor's Office Management Information Systems Data Mart. Non-Community College awards as seen in the integrated Postsecondary Education Data System.

Total Supply: 406

Community.. Community Coll.. Other Total

TOP6 Program Title: 094800 Automotive Technology  
College: San Diego Miramar



## Program Fact Sheets

### III. Enrollment

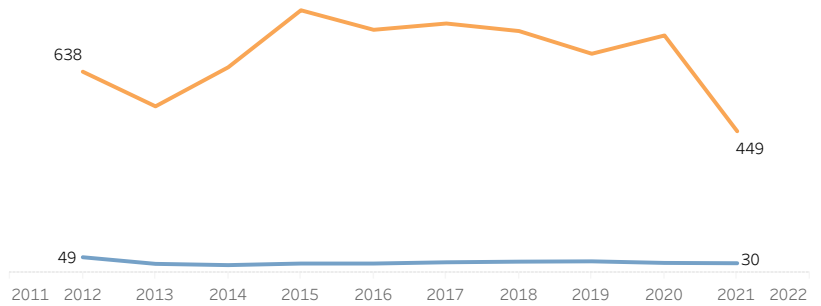
TOP6 Program Title: **094800 Automotive Technology**  
College: **San Diego Miramar**

Program Year  
2020-21

#### Enrollment Trends

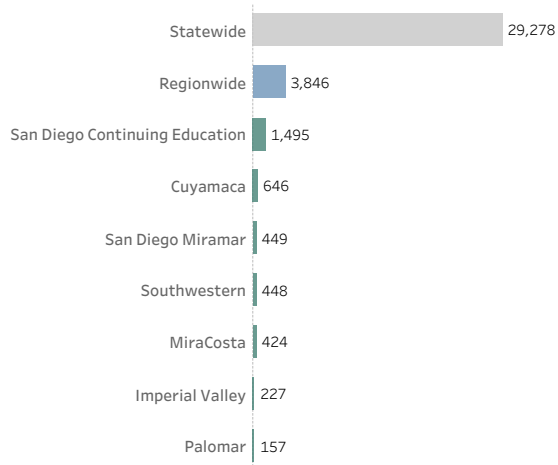
	Enrollments	Sections Offered
2011-12	638	49
2012-13	528	28
2013-14	652	24
2014-15	833	29
2015-16	771	29
2016-17	791	33
2017-18	767	35
2018-19	695	36
2019-20	753	31
2020-21	449	30

#### Enrollment Trends

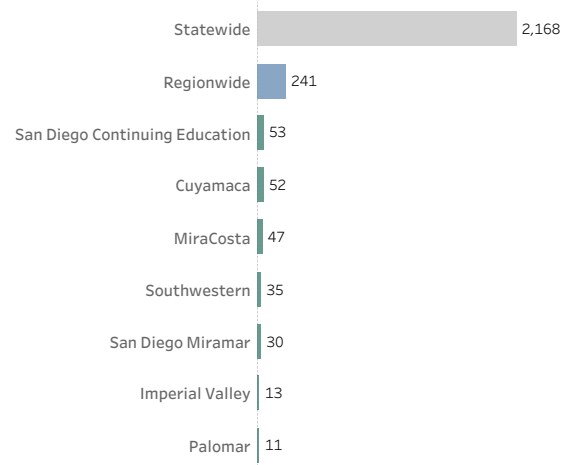


Note: Information as seen in the Chancellor's Office LaunchBoard. If there were fewer than 10 students, the data for the metric were suppressed.

#### # Course Enrollments (2020-21)



#### # Course Sections (2020-21)



Note: Information as seen in the Chancellor's Office LaunchBoard. If there were fewer than 10 students, the data for the metric were suppressed.

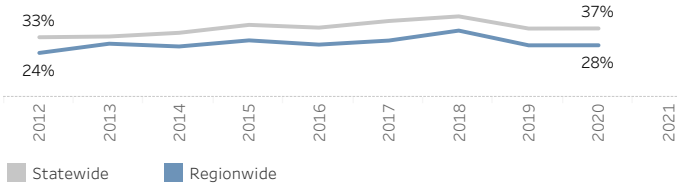
## Program Fact Sheets

## VI. Employment

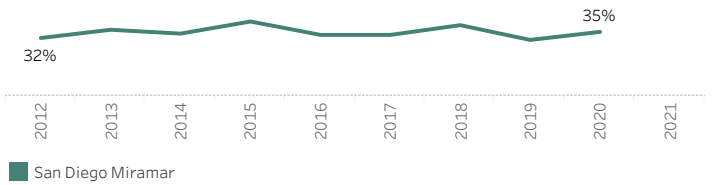
TOP6 Program Title: **094800 Automotive Technology**  
College: **San Diego Miramar**

Program Year  
2019-20

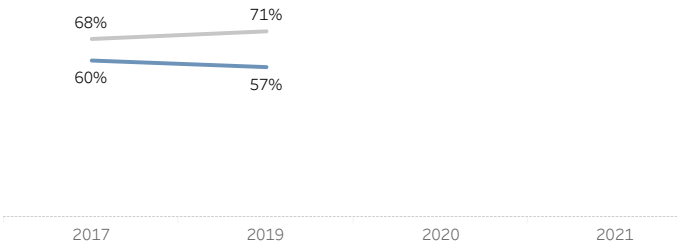
### % Attained the Living Wage\*



### % Attained the Living Wage\*



### % Job Closely Related to Field of Study\*



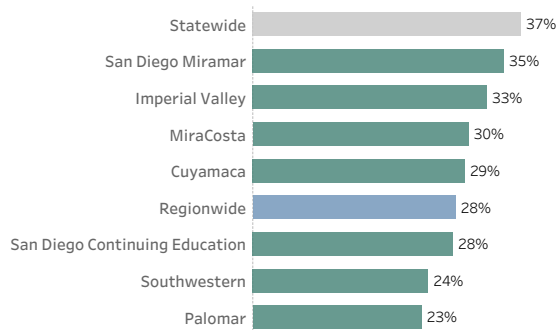
### % Job Closely Related to Field of Study\*



Note: Information as seen in the Chancellor's Office LaunchBoard. If there were fewer than 10 students, the data for the metric were suppressed. If year is missing, data were not available from the Chancellor's Office LaunchBoard.

### % Attained a Living Wage (2019-20)

Most recent data available are for PY 2019-20.



### % Job Closely Related to Field of Study (2019-20)

Most recent data available are for PY 2018-19.



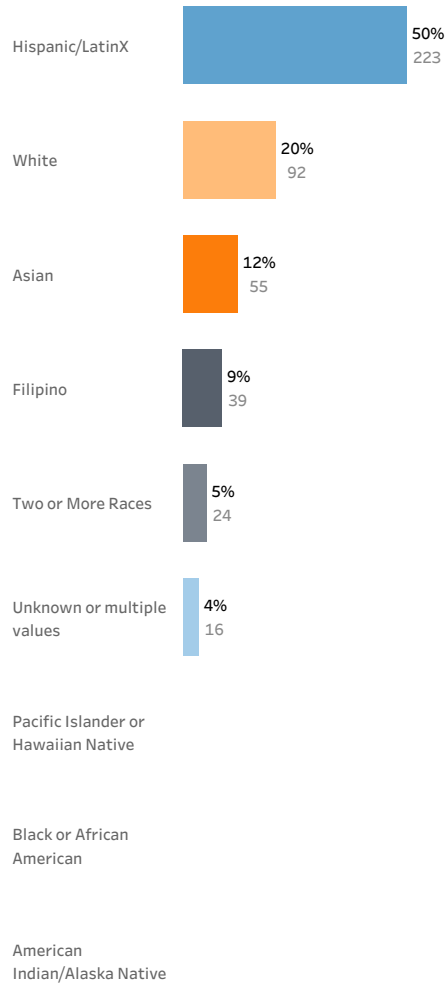
Note: Information as seen in the Chancellor's Office LaunchBoard. If there were fewer than 10 students, the data for the metric were suppressed. If year is missing, data were not available from the Chancellor's Office LaunchBoard.

## Program Fact Sheets

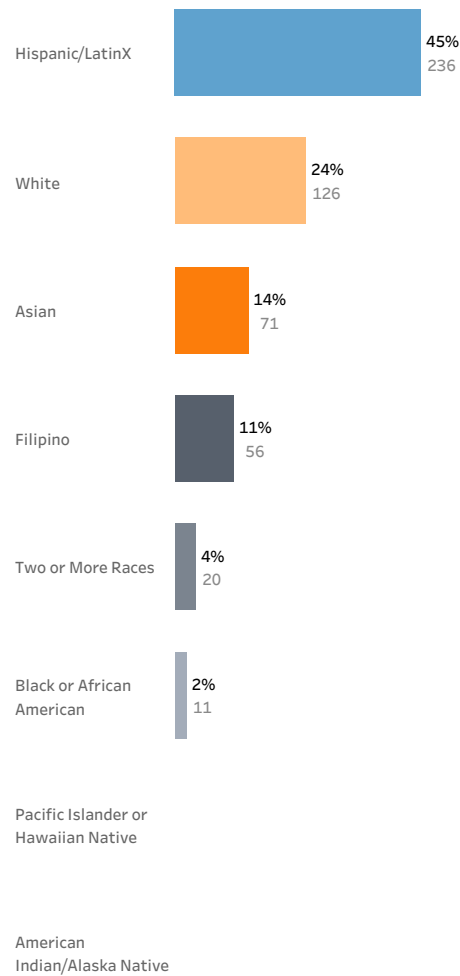
VII. Program Demographics  
2020 - 2021

TOP6 Program Title: **094800 Automotive Technology**  
College: **San Diego Miramar**

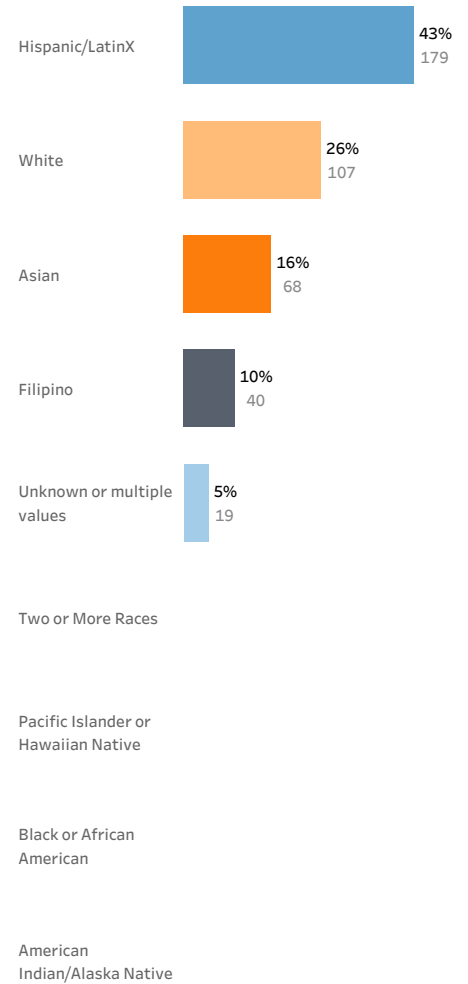
### Enrollments



### Course Retention Rate



### Course Success Rate



Note: Above, masked values (when data are insufficient) are reported as "Unknown or multiple values".  
Multiple values = Student reported to more than one program.

Program Fact Sheets

VII. Program Demographics  
Various Years

TOP6 Program Title: 094800 Automotive Technology  
College: San Diego Miramar

Job Closely Related to Field of Study  
(Program Year 2018-19)

White

Two or More Races

Pacific Islander or Hawaiian Native

Hispanic/LatinX

Filipino

Black or African American

Asian

American Indian/Alaska Native

Attained the Living Wage  
(Program Year 2019-20)

Unknown or multiple values

Hispanic/LatinX

White

Two or More Races

Pacific Islander or Hawaiian Native

Filipino

Black or African American

Asian

American Indian/Alaska Native



Note: Above, masked values (when data are insufficient) are reported as "Unknown or multiple values".  
Multiple values = Student reported to more than one program.

### Metric Definitions

#### Attained the Living Wage\*

Among CCP students who exited college and did not transfer to any postsecondary institution, the proportion who attained the district county living wage for a single adult measured immediately following academic year of exit

Among students who exited college and did not transfer to any postsecondary institution, the proportion who attained the district county living wage for a single adult measured immediately following academic year of exit

#### Course Retention Rate

Among all credit enrollments, percentage of enrollments where students did not withdraw and received a valid grade in the selected year

#### Course Success Rate\*

Among all credit enrollments, the percentage of enrollments where students successfully completed the course

#### Enrollments

The number of enrollments in courses assigned to the TOP code in the selected year

#### Job Closely Related to Field of Study\*

Among CTE students who responded to this CTE Outcomes Survey question(s) and did not transfer to any postsecondary institution, the proportion who reported that they are working in a job very closely or closely related to their field of study

Among students who responded to the CTE Outcomes Survey and did not transfer to any postsecondary institution, the proportion who reported that they are working in a job very closely or closely related to their field of study

#### Sections Offered

The number of sections offered in the TOP code in the selected year

# Program Fact Sheets

## I. Overview

### Filters

County	Institution	TOP6 Title	Catalog Name
San Diego	San Diego Miramar	Aviation Airframe Mechan..	All

Disclaimer: This report should be used to guide program discussions. This cannot be used for the Regional Program Recommendation Process.

TOP6	TOP6 Title	Institution
095010	Aviation Airframe Mechanics	San Diego Miramar



### San Diego Miramar Crosswalk Occupations for TOP6: 095010

SOC   Occupation	Job Description	Typical Entry-Level Education
49-3011 Aircraft Mechanics and Service Technicians	Diagnose, adjust, repair, or overhaul aircraft engines and assemblies, such as hydraulic and pneumatic systems. Excludes "Avionics Technicians" (49-2091).	Postsecondary non-degree award
51-2011 Aircraft Structure, Surfaces, Rigging, and Systems Assemblers	Assemble, fit, fasten, and install parts of airplanes, space vehicles, or missiles, such as tails, wings, fuselage, bulkheads, stabilizers, landing gear, rigging and control equipment, or heating and ventilating systems.	High school diploma or equivalent

# Program Fact Sheets

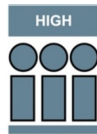
## I. Summary

**TOP6** **TOP6 Title** **Institution**  
 095010 Aviation Airframe Mechanics San Diego Miramar



Total Demand	Selected/Linked SOC   Occupation (s)	Total TOP Code Supply	Total CIP Code Supply
526	49-3011 Aircraft Mechanics and Service Technicians	36	None
	51-2011 Aircraft Structure, Surfaces, Rigging, and Systems Assemblers		

How many annual openings do these occupations have?



How many institutions provide training for these occupations?

1 - 3 Low  
 4 - 7 Medium  
 8+ High

Number of TOP related institutions - 1

Number of CIP related institutions - None

On average, do these occupations pay above the living wage of \$18.43?



What is the highest expected education level for these occupations?

- ☐ Doctorate Degree
- ☐ Master's Degree
- ☐ Bachelor's Degree
- ☐ Associate Degree
- ☒ Some College or Certificate
- ☐ HS Diploma or Equivalent
- ☐ Less Than a HS Diploma
- ☐ Apprenticeship

## Program Fact Sheets

### I. Catalog

TOP6	TOP6 Title	Institution
095010	Aviation Airframe Mechanics	San Diego Miramar



### What other programs are coded under this TOP code?\*

Control Number	Catalog Name	Goal	Award
9725	Aviation Maintenance Technology: Airframe	CTE (Limited to programs in CTE TOP codes other than ADTs)	A.S. Degree
22282	Aviation Maintenance Technology: Airframe	CTE (Limited to programs in CTE TOP codes other than ADTs)	Certificate of Achievement: 18 or greater semester(or 27 or greater quarter) units

\*Note: Information as seen in the Chancellor's Office Curriculum Inventory.

ADT = Associate Degree for Transfer

CSU GE = California State University General Education

CTE = Career Technical Education

IGETC = Intersegmental General Education Transfer..



Total Demand Sselected/linked occupation(s)	Total TOP Code Supply	Total CIP Code Supply
526	36	None

Annual Job Openings (2022-2027)

SOC   Occupation	
49-3011 Aircraft Mechanics and Service Technicians	400
51-2011 Aircraft Structure, Surfaces, Rigging, and Systems Assemblers	126
Grand Total	526

Total TOP Code Supply\*

Includes all related TOP Codes

\* Note: If number is below Selected TOP Code Supply then there is code misalignment.

TOP6 Code	TOP6 Title	
095000	Aeronautical and Aviation Technology	22
095010	Aviation Airframe Mechanics	7
095020	Aviation Powerplant Mechanics	7
Grand Total		36

Total CIP Code Supply

Includes all related CIP Codes

Selected TOP6 Code Supply

Aviation Airframe Mechanics (Only)

7



Annual Program Awards - Three-Year Average

TOP6 95010

CC Awards (PY19-20 to PY21-22)

Non-CC Awards (PY19-20 to PY20-21)

Community College Non-Community College Total

Refer to Award Type Breakout sheet for a detailed award breakdown.

Institution Name	Awards
San Diego Miramar	7
Grand Total	7

Note: Community College awards as seen in the Chancellor's Office Management Information Systems Data Mart. Non-Community College awards as seen in the integrated Postsecondary Education Data System.

Average Entry-Level Wage for Occupation(s) > Living Wage (\$18.43): True



Education, Training, and Wages

SOC   Occupation	Typical Entry-Level Education	Typical On-the-Job Training (OJT)	Entry-Level Wage (25th Percentile)	Median Wage
49-3011 Aircraft Mechanics and Service Technicians	Postsecondary non-degree award	None	\$30.10	\$36.98
51-2011 Aircraft Structure, Surfaces, Rigging, and Systems Assemblers	High school diploma or equivalent	Moderate-term OJT	\$18.75	\$18.91

## Program Fact Sheets

## II. Labor Market Information, Occupation Demographics

Demographics broken down by San Diego population and occupations within San Diego.

### Guiding Questions:

- \* Do enrollment trends differ from the demographics of the occupations? Why do you think these trends exist?
- \* Are there any ethnic/racial groups at your institution that are underrepresented when compared to the County?

### Age

County	19-21	22-24	25-34	35-44	45-54	55-64	65+
San Diego	5%	6%	24%	22%	20%	16%	7%

#### SOC | Occupation

49-3011 Aircraft Mechanics and Service Technicians	15%	15%	31%	20%	11%	7%	2%
51-2011 Aircraft Structure, Surfaces, Rigging, and Sy..	1%	4%	22%	23%	22%	23%	6%

### Gender

County	Female	Male
San Diego	47%	53%

#### SOC | Occupation

49-3011 Aircraft Mechanics and Service Technicians	7%	93%
51-2011 Aircraft Structure, Surfaces, Rigging, and Systems Assemblers	36%	64%

### Race or Ethnicity

County	Asian	Black or African American	Hispanic or Latinx	Native American or Alaska Native	Native Hawaiian or Other Pacific	Two or More Races	White
San Diego	13%	6%	34%	0%	0%	3%	43%

#### SOC | Occupation

49-3011 Aircraft Mechanics and Service Technicians	8%	7%	29%	0%	1%	5%	50%
51-2011 Aircraft Structure, Surfaces, Rigging, and Sy..	19%	6%	38%	0%	0%	2%	34%

### National Educational Attainment

County	< HS	HS	Some College	Associate	Bachelor's	Master's	PhD or Professional
San Diego	14%	19%	22%	9%	23%	9%	5%

#### SOC | Occupation

49-3011 Aircraft Mechanics and Service Technicians	35%	41%	14%	4%	5%	1%	0%
51-2011 Aircraft Structure, Surfaces, Rigging, and Syst..	7%	30%	32%	12%	16%	2%	1%

Selected TOP6: **Aviation Airframe Mechanics**Total Supply: **7**

## Annual Program Awards - Three-Year Average (Supply)

■ Community College
■ Non-Community College
■ Total

Institution Name	Cert 30-60	AA/AS	Grand Total
San Diego Miramar	6	1	7
<b>Total</b>	<b>6</b>	<b>1</b>	<b>7</b>

Award Level	Abbreviation	Award Level	Abbreviation
Noncredit award < 48 hours	NC < 48 hrs	Certificate 18 < 30 semester units	Cert 18-30
Noncredit award 48 < 96 hours	NC 48 < 96 hrs	Certificate 30 < 60 semester units	Cert 30-60
Noncredit award 96 < 144 hours	NC 96 < 144 hrs	Certificate 6 < 18 semester units	Cert 6-18
Noncredit award 144 < 192 hours	NC 144 < 192 hrs	Certificate 60+ semester units	Cert 60+
Noncredit award 192 < 288 hours	NC 192 < 288 hrs	Certificates of Less than 1 yr	Cert 1 <
Noncredit award 288 < 480 hours	NC 288 < 480 hrs	Certificates of at least 1 but less than 2 years	Cert 1 < 2 yrs
Noncredit award 480 < 960 hours	NC 480 < 960 hrs	Certificates of at least 2 but less than 4 years	Cert 2 < 4 yrs
Noncredit award 960+ hours	NC 960+ hrs	Associate Degree	AA/AS
Noncredit award	NC	Associate for Transfer Degree	ADT
Award < 1 academic yr	Award < 1 yr	Postsecondary awards	Postsecondary
Award 1 < 2 academic yrs	Award 1 < 2 yrs	Bachelor's Degree	BA/BS
Award 2 < 4 academic yrs	Award 2 < 4 yrs	Postbaccalaureate certificate	Post BA/BS
Credit Award, < 6 semester units	Credit < 6	Master's degree	MA/MS
Certificate 8 < 16 semester units	Cert 8-16	Post-master's certificate	Post MA/MS
Certificate 12 < 18 semester units	Cert 12-18	Doctor's degree	Doct
Certificate 16 < 30 semester units	Cert 16-30		

Note: Community College awards as seen in the Chancellor's Office Management Information Systems Data Mart. Non-Community College awards as seen in the integrated Postsecondary Education Data System.

Total Supply: **7**
Community.. ■ Community Coll.. ■ Total

TOP6 Program Title: **095010 Aviation Airframe Mechanics**  
College: **San Diego Miramar**

## Program Fact Sheets

### III. Enrollment

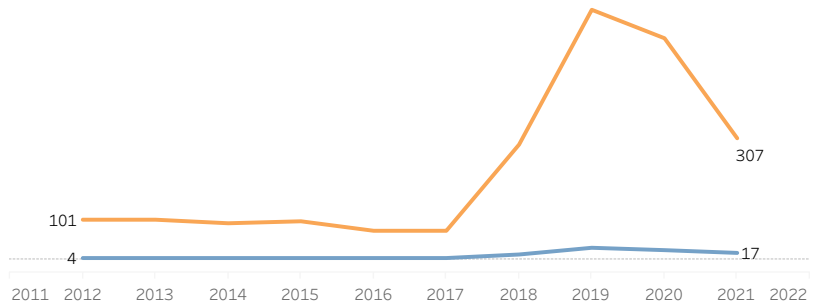
TOP6 Program Title: **095010 Aviation Airframe Mechanics**  
College: **San Diego Miramar**

Program Year  
2020-21

#### Enrollment Trends

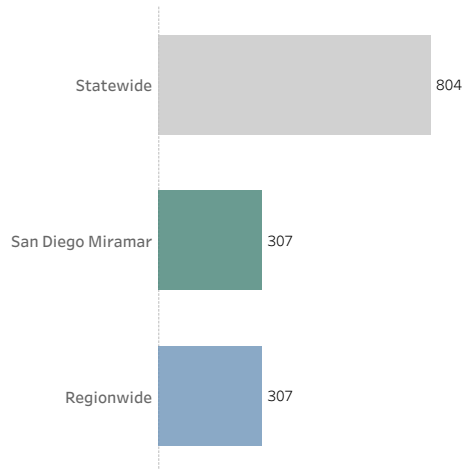
	Enrollments	Sections Offered
2011-12	101	4
2012-13	101	4
2013-14	92	4
2014-15	97	4
2015-16	73	4
2016-17	73	4
2017-18	291	13
2018-19	632	30
2019-20	560	24
2020-21	307	17

#### Enrollment Trends

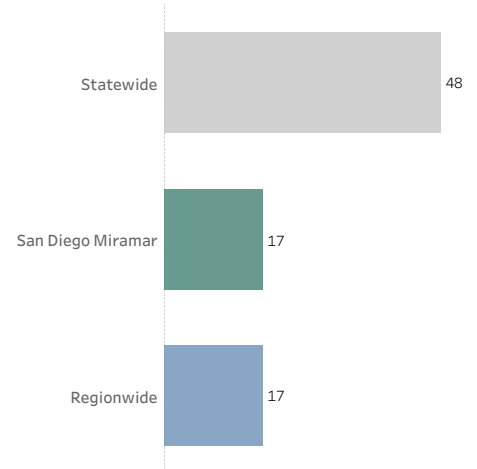


Note: Information as seen in the Chancellor's Office LaunchBoard. If there were fewer than 10 students, the data for the metric were suppressed.

#### # Course Enrollments (2020-21)



#### # Course Sections (2020-21)



Note: Information as seen in the Chancellor's Office LaunchBoard. If there were fewer than 10 students, the data for the metric were suppressed.

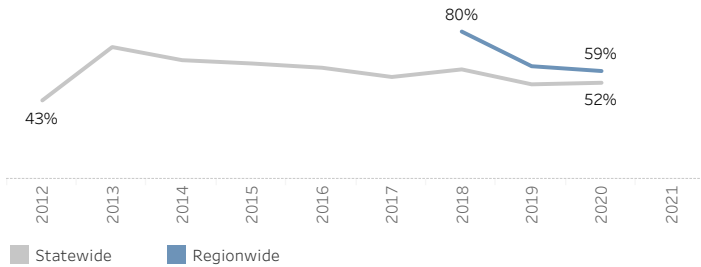
## Program Fact Sheets

## VI. Employment

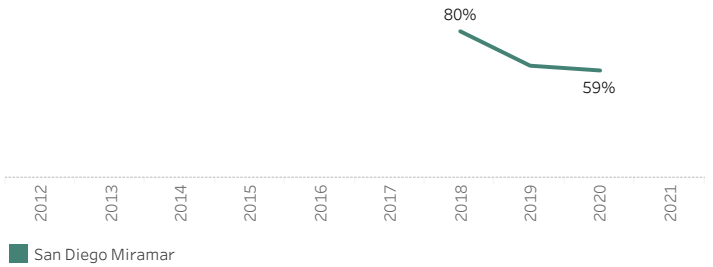
TOP6 Program Title: **095010 Aviation Airframe Mechanics**  
College: **San Diego Miramar**

Program Year  
2019-20

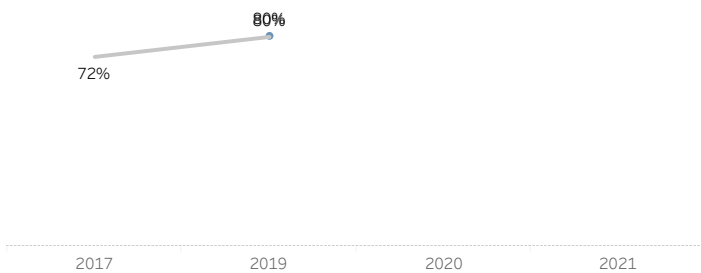
% Attained the Living Wage\*



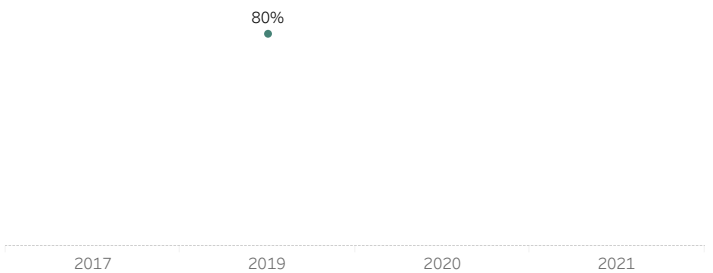
% Attained the Living Wage\*



% Job Closely Related to Field of Study\*



% Job Closely Related to Field of Study\*



Note: Information as seen in the Chancellor's Office LaunchBoard. If there were fewer than 10 students, the data for the metric were suppressed. If year is missing, data were not available from the Chancellor's Office LaunchBoard.

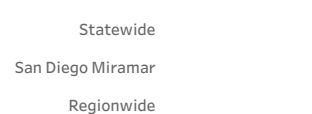
% Attained a Living Wage (2019-20)

Most recent data available are for PY 2019-20.



% Job Closely Related to Field of Study (2019-20)

Most recent data available are for PY 2018-19.



Note: Information as seen in the Chancellor's Office LaunchBoard. If there were fewer than 10 students, the data for the metric were suppressed. If year is missing, data were not available from the Chancellor's Office LaunchBoard.

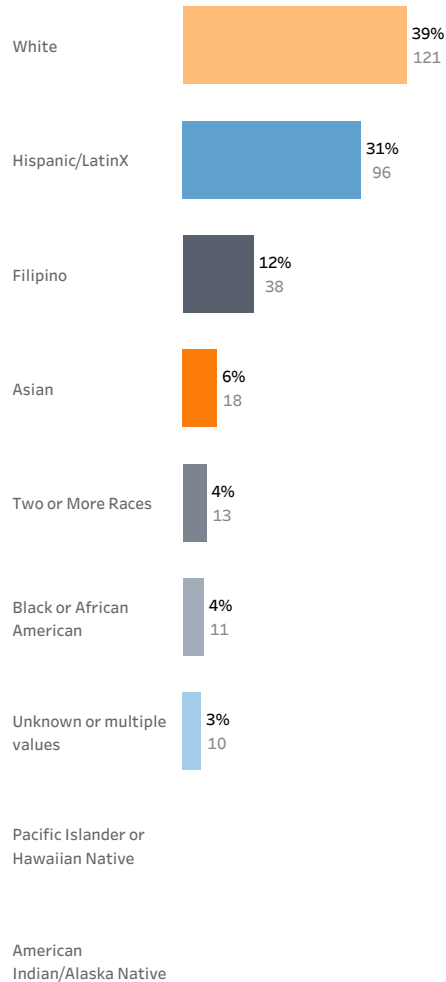
## Program Fact Sheets

VII. Program Demographics  
2020 - 2021

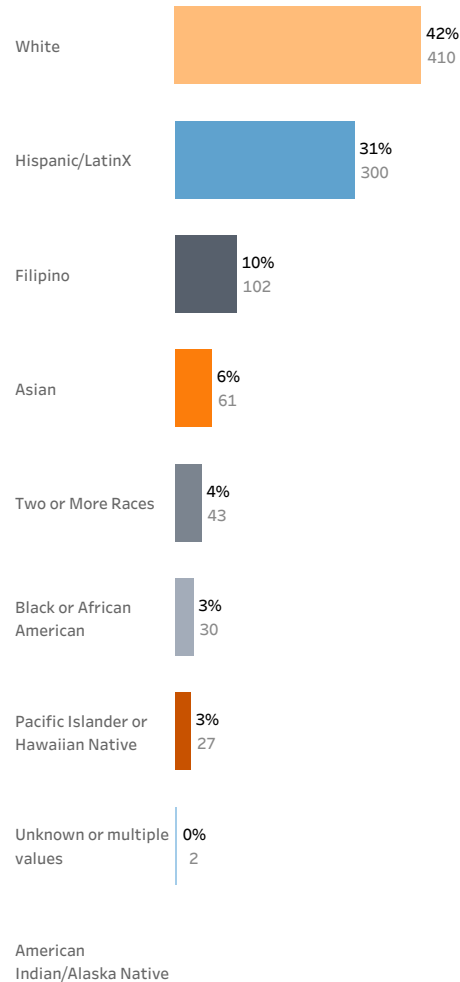
TOP6 Program Title: 095010 Aviation Airframe Mechanics

College: San Diego Miramar

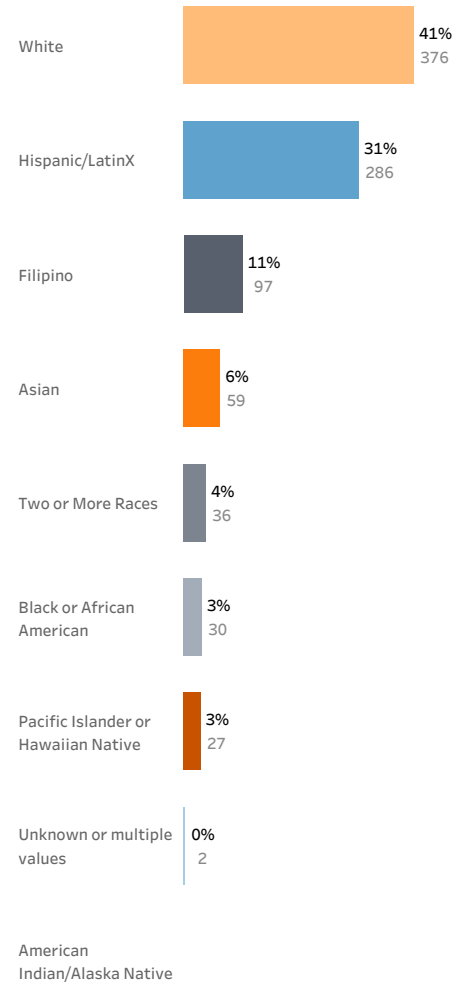
### Enrollments



### Course Retention Rate



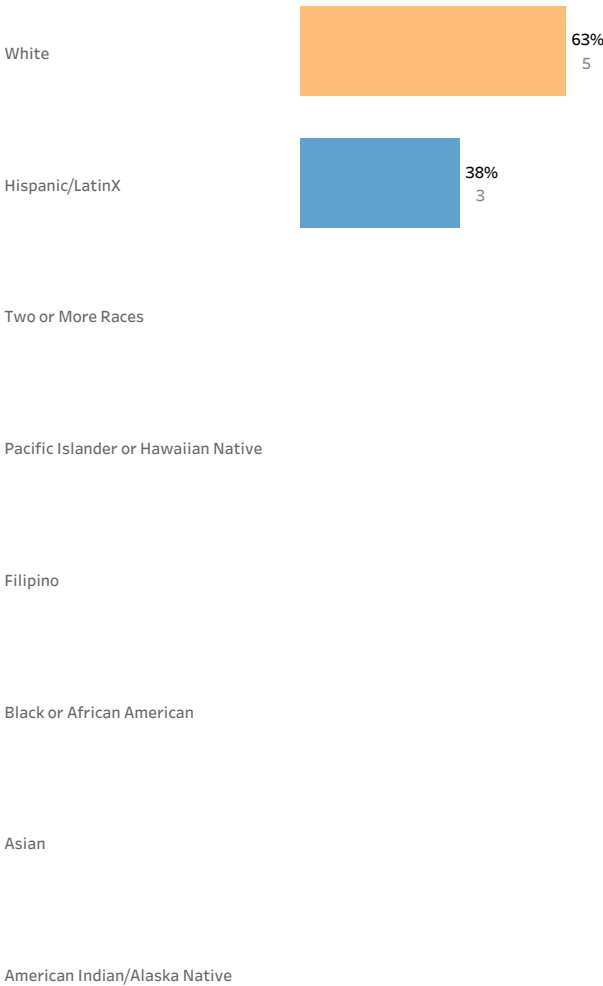
### Course Success Rate



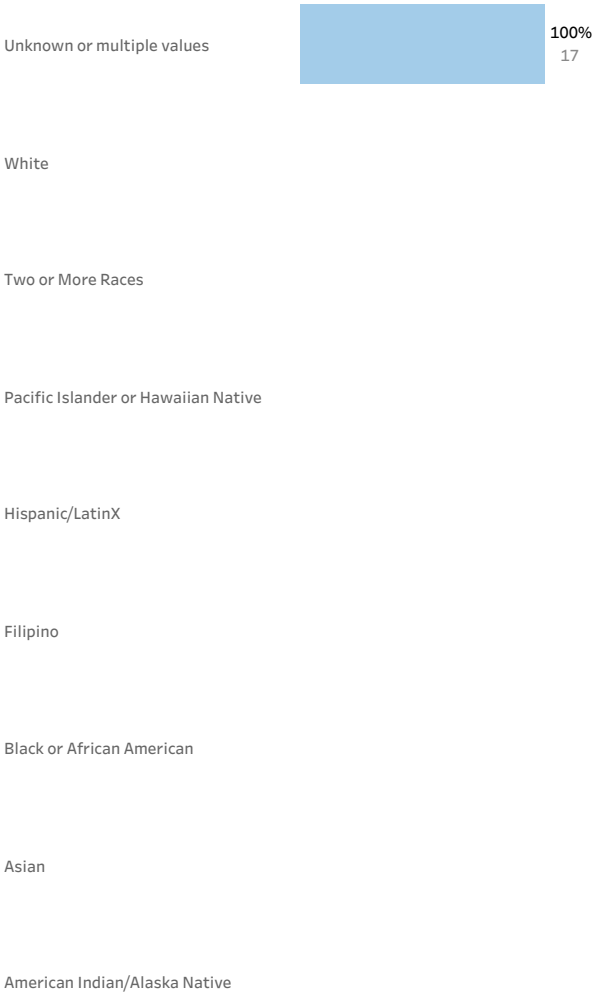
Note: Above, masked values (when data are insufficient) are reported as "Unknown or multiple values".  
Multiple values = Student reported to more than one program.

TOP6 Program Title: 095010 Aviation Airframe Mechanics  
College: San Diego Miramar

Job Closely Related to Field of Study  
(Program Year 2018-19)



Attained the Living Wage  
(Program Year 2019-20)



Note: Above, masked values (when data are insufficient) are reported as "Unknown or multiple values".  
Multiple values = Student reported to more than one program.

### Metric Definitions

**Attained the Living Wage\*** Among CCP students who exited college and did not transfer to any postsecondary institution, the proportion who attained the district county living wage for a single adult measured immediately following academic year of exit

Among students who exited college and did not transfer to any postsecondary institution, the proportion who attained the district county living wage for a single adult measured immediately following academic year of exit

**Course Retention Rate** Among all credit enrollments, percentage of enrollments where students did not withdraw and received a valid grade in the selected year

**Course Success Rate\*** Among all credit enrollments, the percentage of enrollments where students successfully completed the course

**Enrollments** The number of enrollments in courses assigned to the TOP code in the selected year

**Job Closely Related to Field of Study\*** Among CTE students who responded to this CTE Outcomes Survey question(s) and did not transfer to any postsecondary institution, the proportion who reported that they are working in a job very closely or closely related to their field of study

Among students who responded to the CTE Outcomes Survey and did not transfer to any postsecondary institution, the proportion who reported that they are working in a job very closely or closely related to their field of study

**Sections Offered** The number of sections offered in the TOP code in the selected year



# Program Fact Sheets

## I. Overview

### Filters

County	Institution	TOP6 Title	Catalog Name
San Diego	San Diego Miramar	Aviation and Airport Mana..	All

Disclaimer: This report should be used to guide program discussions. This cannot be used for the Regional Program Recommendation Process.

TOP6	TOP6 Title	Institution
302010	Aviation and Airport Management	San Diego Miramar



### San Diego Miramar Crosswalk Occupations for TOP6: 302010

SOC   Occupation	Job Description	Typical Entry-Level Education
11-3071 Transportation, Storage, and Distribution Managers	Plan, direct, or coordinate transportation, storage, or distribution activities in accordance with organizational policies and applicable government laws or regulations. Includes logistics managers.	High school diploma or equivalent

# Program Fact Sheets

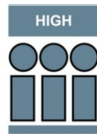
## I. Summary

**TOP6** **TOP6 Title** **Institution**  
 302010 Aviation and Airport Management San Diego Miramar



Total Demand	Selected/Linked SOC   Occupation (s)	Total TOP Code Supply	Total CIP Code Supply
185	11-3071 Transportation, Storage, and Distribution Managers	13	1

How many annual openings do these occupations have?



How many institutions provide training for these occupations?

1 - 3 Low  
 4 - 7 Medium  
 8+ High

Number of TOP related institutions - 2  
 Number of CIP related institutions - 1

On average, do these occupations pay above the living wage of \$18.43?



What is the highest expected education level for these occupations?

- ☐ Doctorate Degree
- ☐ Master's Degree
- ☐ Bachelor's Degree
- ☐ Associate Degree
- ☐ Some College or Certificate
- ☒ HS Diploma or Equivalent
- ☐ Less Than a HS Diploma
- ☐ Apprenticeship

## Program Fact Sheets

### I. Catalog

TOP6	TOP6 Title	Institution
302010	Aviation and Airport Management	San Diego Miramar



### What other programs are coded under this TOP code?\*

Control Number	Catalog Name	Goal	Award
11728	Aviation Business Administration	CTE (Limited to programs in CTE TOP codes other than ADTs)	A.S. Degree
22274	Aviation Operations Management	CTE (Limited to programs in CTE TOP codes other than ADTs)	Certificate of Achievement requiring 16 to less than 30 semester units or 24 to less than 45 quarter units

\*Note: Information as seen in the Chancellor's Office Curriculum Inventory.

ADT = Associate Degree for Transfer

CSU GE = California State University General Education

CTE = Career Technical Education

IGETC = Intersegmental General Education Transfer..

Total Demand Sselected/linked occupation(s)	Total TOP Code Supply	Total CIP Code Supply
185	13	1

Annual Job Openings (2022-2027)

SOC   Occupation	
11-3071 Transportation, Storage, and Distribution Managers	185
Grand Total	185

Total TOP Code Supply\*

Includes all related TOP Codes

\* Note: If number is below Selected TOP Code Supply then there is code misalignment.

TOP6 Code	TOP6 Title	
051000	Logistics and Materials Transportation	6
302010	Aviation and Airport Management	7
Grand Total		13

Total CIP Code Supply

Includes all related CIP Codes

CIP Code	CIP Title	
49.0104	Aviation/Airway Management and Operations	1
Grand Total		1

Selected TOP6 Code Supply

Aviation and Airport Management (Only)

8



Annual Program Awards - Three-Year Average

TOP6 302010

CC Awards (PY19-20 to PY21-22)

Non-CC Awards (PY19-20 to PY20-21)

Community College Non-Community College Total

Refer to Award Type Breakout sheet for a detailed award breakdown.

Institution Name	Awards
San Diego Miramar	7
San Diego Christian College	1
Grand Total	8

Note: Community College awards as seen in the Chancellor's Office Management Information Systems Data Mart. Non-Community College awards as seen in the Integrated Postsecondary Education Data System.

Average Entry-Level Wage for Occupation(s) > Living Wage (\$18.43): True



Education, Training, and Wages

SOC   Occupation	Typical Entry-Level Education	Typical On-the-Job Training (OJT)	Entry-Level Wage (25th Percentile)	Median Wage
11-3071 Transportation, Storage, and Distribution Managers	High school diploma or equivalent	None	\$36.62	\$47.62

Demographics broken down by San Diego population and occupations within San Diego.

### Guiding Questions:

- \* Do enrollment trends differ from the demographics of the occupations? Why do you think these trends exist?
- \* Are there any ethnic/racial groups at your institution that are underrepresented when compared to the County?

### Age

County	19-21	22-24	25-34	35-44	45-54	55-64	65+
San Diego	5%	6%	24%	22%	20%	16%	7%

### SOC | Occupation

11-3071 Transportation, Storage, and Distribution M..	3%	4%	25%	27%	22%	15%	4%
---	----	----	-----	-----	-----	-----	----

### Gender

County	Female	Male
San Diego	47%	53%

### SOC | Occupation

11-3071 Transportation, Storage, and Distribution Managers	22%	78%
--	-----	-----

### Race or Ethnicity

County	Asian	Black or African American	Hispanic or Latinx	Native American or Alaska Native	Native Hawaiian or Other Pacific	Two or More Races	White
San Diego	13%	6%	34%	0%	0%	3%	43%

### SOC | Occupation

11-3071 Transportation, Storage, and Distribution M..	9%	8%	32%	0%	0%	3%	48%
---	----	----	-----	----	----	----	-----

### National Educational Attainment

County	< HS	HS	Some College	Associate	Bachelor's	Master's	PhD or Professional
San Diego	14%	19%	22%	9%	23%	9%	5%

### SOC | Occupation

11-3071 Transportation, Storage, and Distribution Man..	5%	17%	23%	10%	36%	8%	1%
---	----	-----	-----	-----	-----	----	----



## Selected TOP6: Aviation and Airport Management

Total Supply: 8

## Annual Program Awards - Three-Year Average (Supply)

■ Community College
 ■ Non-Community College
 ■ Total

Institution Name	Cert 16-30	AA/AS	Grand Total
San Diego Miramar	2	5	7
<b>Total</b>	<b>2</b>	<b>5</b>	<b>7</b>

Award Level	Abbreviation	Award Level	Abbreviation
Noncredit award < 48 hours	NC < 48 hrs	Certificate 18 < 30 semester units	Cert 18-30
Noncredit award 48 < 96 hours	NC 48 < 96 hrs	Certificate 30 < 60 semester units	Cert 30-60
Noncredit award 96 < 144 hours	NC 96 < 144 hrs	Certificate 6 < 18 semester units	Cert 6-18
Noncredit award 144 < 192 hours	NC 144 < 192 hrs	Certificate 60+ semester units	Cert 60+
Noncredit award 192 < 288 hours	NC 192 < 288 hrs	Certificates of Less than 1 yr	Cert 1 <
Noncredit award 288 < 480 hours	NC 288 < 480 hrs	Certificates of at least 1 but less than 2 years	Cert 1 < 2 yrs
Noncredit award 480 < 960 hours	NC 480 < 960 hrs	Certificates of at least 2 but less than 4 years	Cert 2 < 4 yrs
Noncredit award 960+ hours	NC 960+ hrs	Associate Degree	AA/AS
Noncredit award	NC	Associate for Transfer Degree	ADT
Award < 1 academic yr	Award < 1 yr	Postsecondary awards	Postsecondary
Award 1 < 2 academic yrs	Award 1 < 2 yrs	Bachelor's Degree	BA/BS
Award 2 < 4 academic yrs	Award 2 < 4 yrs	Postbaccalaureate certificate	Post BA/BS
Credit Award, < 6 semester units	Credit < 6	Master's degree	MA/MS
Certificate 8 < 16 semester units	Cert 8-16	Post-master's certificate	Post MA/MS
Certificate 12 < 18 semester units	Cert 12-18	Doctor's degree	Doct
Certificate 16 < 30 semester units	Cert 16-30		

Note: Community College awards as seen in the Chancellor's Office Management Information Systems Data Mart. Non-Community College awards as seen in the integrated Postsecondary Education Data System.

Total Supply: 8

Community.. ■ Community Coll.. ■ Total

TOP6 Program Title: 302010 Aviation and Airport Management  
 College: San Diego Miramar

## Program Fact Sheets

### III. Enrollment

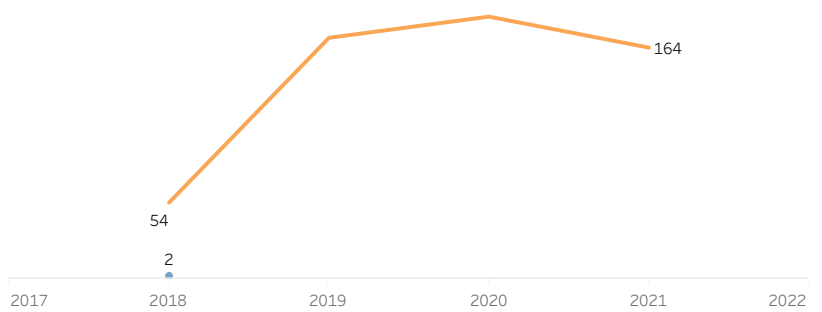
TOP6 Program Title: **302010 Aviation and Airport Management**  
 College: **San Diego Miramar**

Program Year  
 2020-21

#### Enrollment Trends

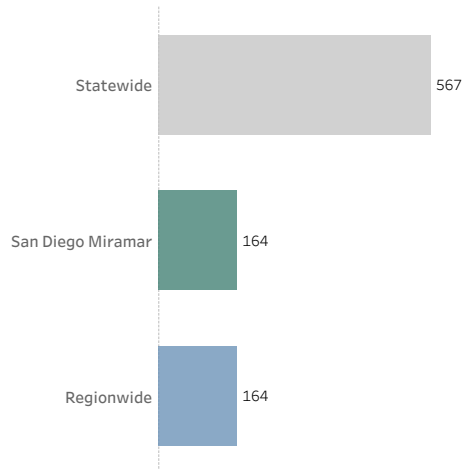
	Enrollments	Sections Offered
2011-12		
2012-13		
2013-14		
2014-15		
2015-16		
2016-17		
2017-18	54	2
2018-19	171	
2019-20	186	
2020-21	164	

#### Enrollment Trends

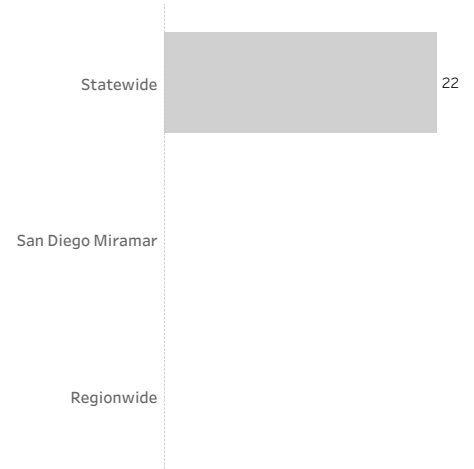


Note: Information as seen in the Chancellor's Office LaunchBoard. If there were fewer than 10 students, the data for the metric were suppressed.

#### # Course Enrollments (2020-21)



#### # Course Sections (2020-21)




Note: Information as seen in the Chancellor's Office LaunchBoard. If there were fewer than 10 students, the data for the metric were suppressed.

TOP6 Program Title: 302010 Aviation and Airport Management  
College: San Diego Miramar

Program Year  
2019-20

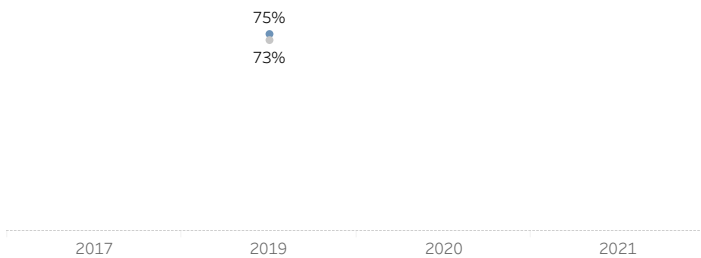
% Attained the Living Wage\*



% Attained the Living Wage\*



% Job Closely Related to Field of Study\*



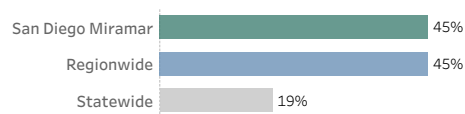
% Job Closely Related to Field of Study\*



Note: Information as seen in the Chancellor's Office LaunchBoard. If there were fewer than 10 students, the data for the metric were suppressed. If year is missing, data were not available from the Chancellor's Office LaunchBoard.

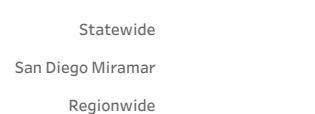
% Attained a Living Wage (2019-20)

Most recent data available are for PY 2019-20.



% Job Closely Related to Field of Study (2019-20)

Most recent data available are for PY 2018-19.



Note: Information as seen in the Chancellor's Office LaunchBoard. If there were fewer than 10 students, the data for the metric were suppressed. If year is missing, data were not available from the Chancellor's Office LaunchBoard.

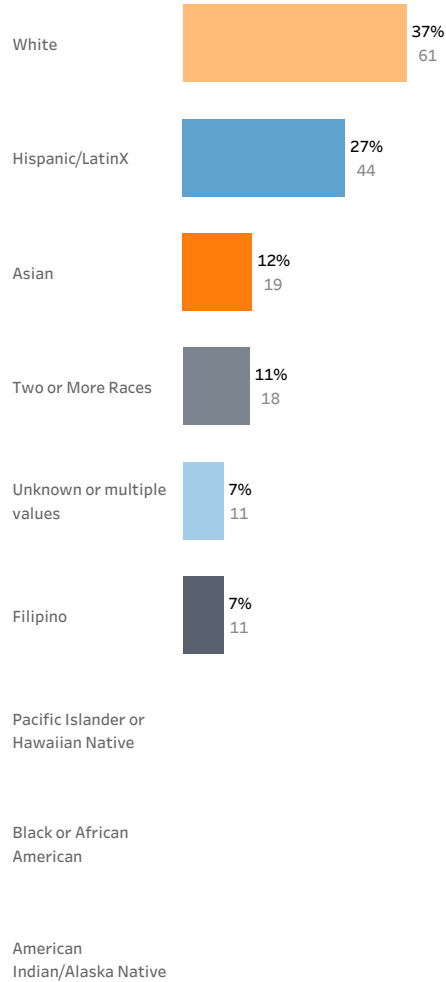


## Program Fact Sheets

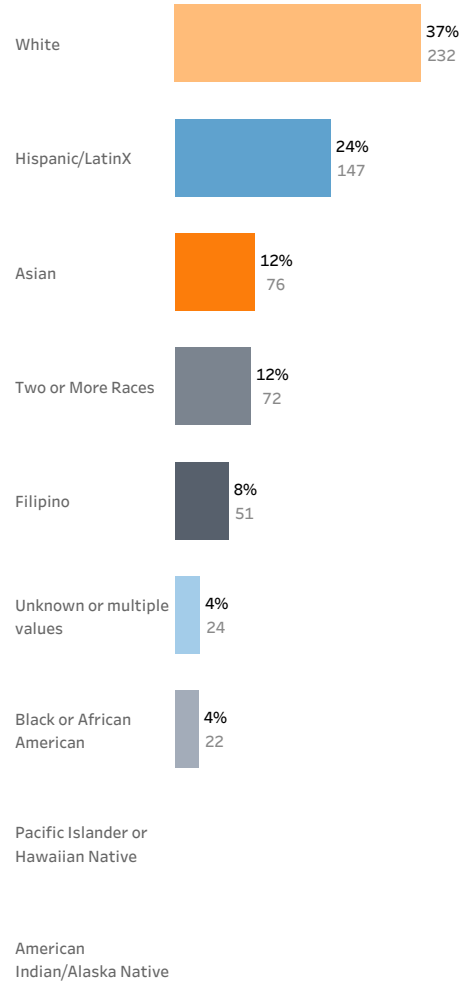
VII. Program Demographics  
2020 - 2021

TOP6 Program Title: 302010 Aviation and Airport Management  
College: San Diego Miramar

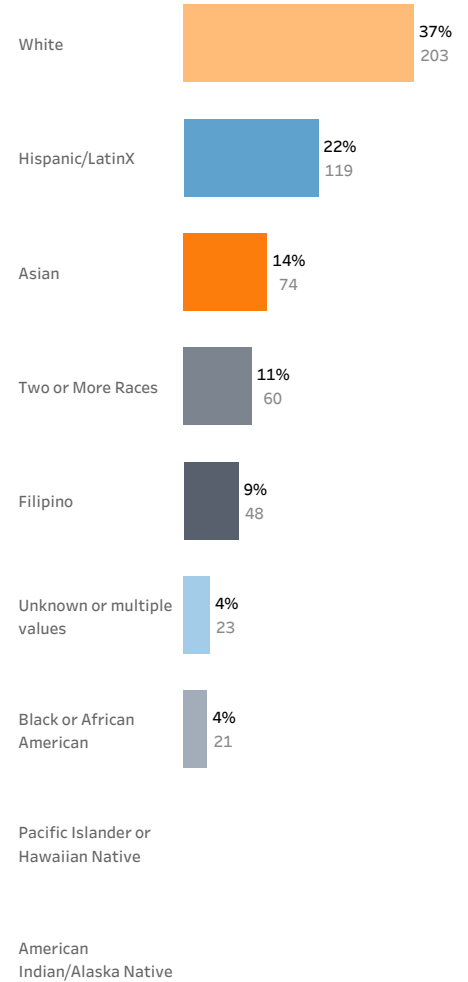
### Enrollments



### Course Retention Rate



### Course Success Rate



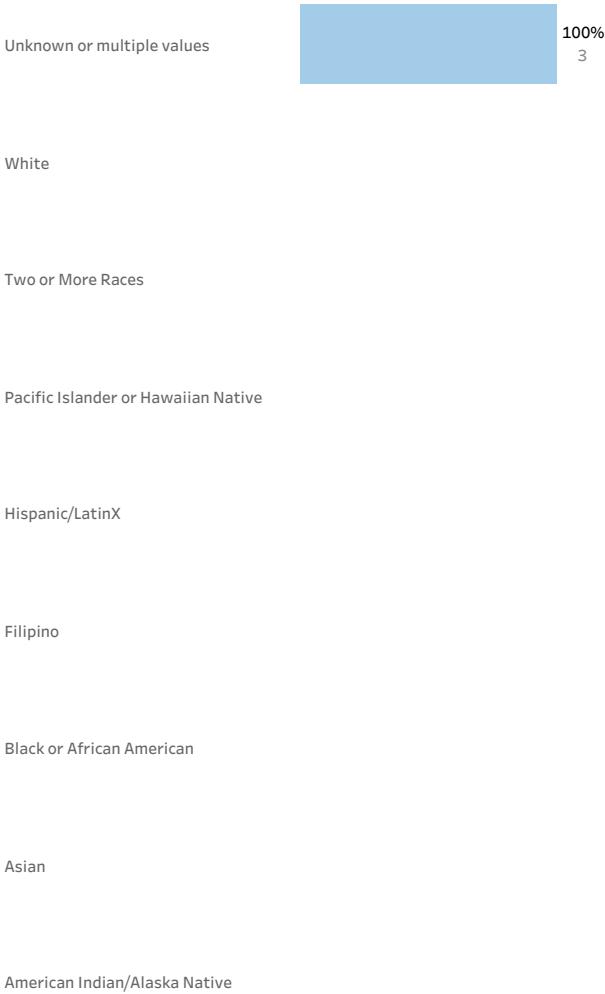
Note: Above, masked values (when data are insufficient) are reported as "Unknown or multiple values".  
Multiple values = Student reported to more than one program.

Program Fact Sheets

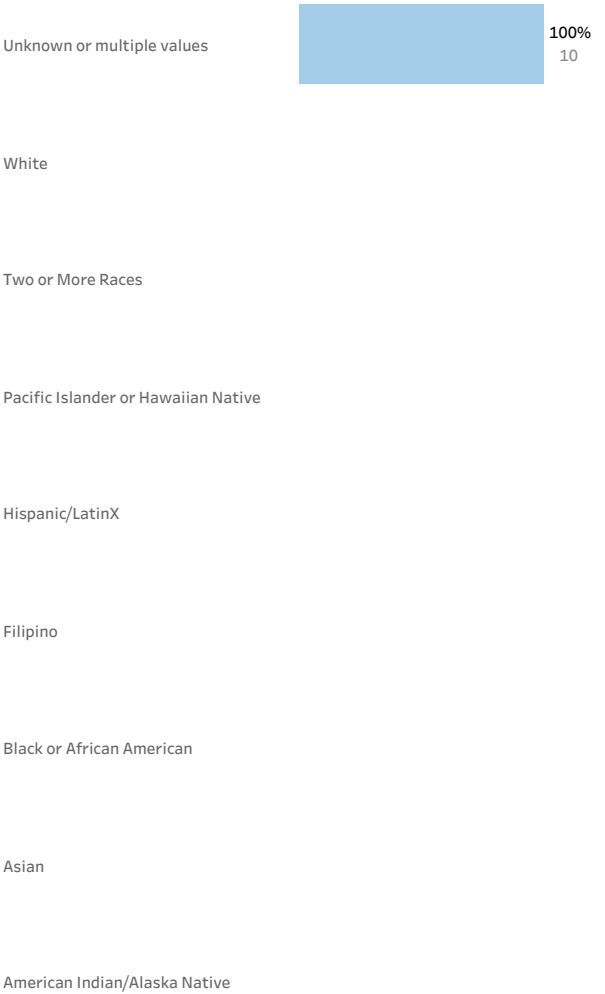
VII. Program Demographics  
Various Years

TOP6 Program Title: 302010 Aviation and Airport Management  
College: San Diego Miramar

Job Closely Related to Field of Study  
(Program Year 2018-19)



Attained the Living Wage  
(Program Year 2019-20)



Note: Above, masked values (when data are insufficient) are reported as "Unknown or multiple values".  
Multiple values = Student reported to more than one program.

### Metric Definitions

**Attained the Living Wage\*** Among CCP students who exited college and did not transfer to any postsecondary institution, the proportion who attained the district county living wage for a single adult measured immediately following academic year of exit

Among students who exited college and did not transfer to any postsecondary institution, the proportion who attained the district county living wage for a single adult measured immediately following academic year of exit

**Course Retention Rate** Among all credit enrollments, percentage of enrollments where students did not withdraw and received a valid grade in the selected year

**Course Success Rate\*** Among all credit enrollments, the percentage of enrollments where students successfully completed the course

**Enrollments** The number of enrollments in courses assigned to the TOP code in the selected year

**Job Closely Related to Field of Study\*** Among CTE students who responded to this CTE Outcomes Survey question(s) and did not transfer to any postsecondary institution, the proportion who reported that they are working in a job very closely or closely related to their field of study

Among students who responded to the CTE Outcomes Survey and did not transfer to any postsecondary institution, the proportion who reported that they are working in a job very closely or closely related to their field of study

**Sections Offered** The number of sections offered in the TOP code in the selected year

# Program Fact Sheets

## I. Overview

### Filters

County	Institution	TOP6 Title	Catalog Name
San Diego	San Diego Miramar	Aviation Powerplant Mech..	All

Disclaimer: This report should be used to guide program discussions. This cannot be used for the Regional Program Recommendation Process.

TOP6	TOP6 Title	Institution
095020	Aviation Powerplant Mechanics	San Diego Miramar



### San Diego Miramar Crosswalk Occupations for TOP6: 095020

SOC   Occupation	Job Description	Typical Entry-Level Education
49-3011 Aircraft Mechanics and Service Technicians	Diagnose, adjust, repair, or overhaul aircraft engines and assemblies, such as hydraulic and pneumatic systems. Excludes "Avionics Technicians" (49-2091).	Postsecondary non-degree award
51-2011 Aircraft Structure, Surfaces, Rigging, and Systems Assemblers	Assemble, fit, fasten, and install parts of airplanes, space vehicles, or missiles, such as tails, wings, fuselage, bulkheads, stabilizers, landing gear, rigging and control equipment, or heating and ventilating systems.	High school diploma or equivalent

# Program Fact Sheets

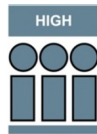
## I. Summary

**TOP6** **TOP6 Title** **Institution**  
 095020 Aviation Powerplant Mechanics San Diego Miramar



Total Demand	Selected/Linked SOC   Occupation (s)	Total TOP Code Supply	Total CIP Code Supply
526	49-3011 Aircraft Mechanics and Service Technicians	36	None
	51-2011 Aircraft Structure, Surfaces, Rigging, and Systems Assemblers		

How many annual openings do these occupations have?



How many institutions provide training for these occupations?

1 - 3 Low  
 4 - 7 Medium  
 8+ High

Number of TOP related institutions - 1

Number of CIP related institutions - None

On average, do these occupations pay above the living wage of \$18.43?



What is the highest expected education level for these occupations?

- ☐ Doctorate Degree
- ☐ Master's Degree
- ☐ Bachelor's Degree
- ☐ Associate Degree
- ☒ Some College or Certificate
- ☐ HS Diploma or Equivalent
- ☐ Less Than a HS Diploma
- ☐ Apprenticeship

## Program Fact Sheets

### I. Catalog

TOP6	TOP6 Title	Institution
095020	Aviation Powerplant Mechanics	San Diego Miramar



### What other programs are coded under this TOP code?\*

Control Number	Catalog Name	Goal	Award
9726	Aviation Maintenance Technology: Powerplant	CTE (Limited to programs in CTE TOP codes other than ADTs)	A.S. Degree
22281	Aviation Maintenance Technology-Powerplant	CTE (Limited to programs in CTE TOP codes other than ADTs)	Certificate of Achievement: 18 or greater semester(or 27 or greater quarter) units

\*Note: Information as seen in the Chancellor's Office Curriculum Inventory.

ADT = Associate Degree for Transfer

CSU GE = California State University General Education

CTE = Career Technical Education

IGETC = Intersegmental General Education Transfer..

Total Demand Sselected/linked occupation(s)	Total TOP Code Supply	Total CIP Code Supply
526	36	None

Annual Job Openings (2022-2027)

SOC   Occupation	
49-3011 Aircraft Mechanics and Service Technicians	400
51-2011 Aircraft Structure, Surfaces, Rigging, and Systems Assemblers	126
Grand Total	526

Total TOP Code Supply\*

Includes all related TOP Codes

\* Note: If number is below Selected TOP Code Supply then there is code misalignment.

TOP6 Code	TOP6 Title	
095000	Aeronautical and Aviation Technology	22
095010	Aviation Airframe Mechanics	7
095020	Aviation Powerplant Mechanics	7
Grand Total		36

Total CIP Code Supply

Includes all related CIP Codes

Selected TOP6 Code Supply

Aviation Powerplant Mechanics (Only)

7



Annual Program Awards - Three-Year Average

TOP6 95020

CC Awards (PY19-20 to PY21-22)

Non-CC Awards (PY19-20 to PY20-21)

Community College Non-Community College Total

Refer to Award Type Breakout sheet for a detailed award breakdown.

Institution Name	Awards
San Diego Miramar	7
Grand Total	7

Note: Community College awards as seen in the Chancellor's Office Management Information Systems Data Mart. Non-Community College awards as seen in the integrated Postsecondary Education Data System.

Average Entry-Level Wage for Occupation(s) > Living Wage (\$18.43): True



Education, Training, and Wages

SOC   Occupation	Typical Entry-Level Education	Typical On-the-Job Training (OJT)	Entry-Level Wage (25th Percentile)	Median Wage
49-3011 Aircraft Mechanics and Service Technicians	Postsecondary non-degree award	None	\$30.10	\$36.98
51-2011 Aircraft Structure, Surfaces, Rigging, and Systems Assemblers	High school diploma or equivalent	Moderate-term OJT	\$18.75	\$18.91

## Program Fact Sheets

## II. Labor Market Information, Occupation Demographics

Demographics broken down by San Diego population and occupations within San Diego.

### Guiding Questions:

- \* Do enrollment trends differ from the demographics of the occupations? Why do you think these trends exist?
- \* Are there any ethnic/racial groups at your institution that are underrepresented when compared to the County?

### Age

County	19-21	22-24	25-34	35-44	45-54	55-64	65+
San Diego	5%	6%	24%	22%	20%	16%	7%

#### SOC | Occupation

49-3011 Aircraft Mechanics and Service Technicians	15%	15%	31%	20%	11%	7%	2%
51-2011 Aircraft Structure, Surfaces, Rigging, and Sy..	1%	4%	22%	23%	22%	23%	6%

### Gender

County	Female	Male
San Diego	47%	53%

#### SOC | Occupation

49-3011 Aircraft Mechanics and Service Technicians	7%	93%
51-2011 Aircraft Structure, Surfaces, Rigging, and Systems Assemblers	36%	64%

### Race or Ethnicity

County	Asian	Black or African American	Hispanic or Latinx	Native American or Alaska Native	Native Hawaiian or Other Pacific	Two or More Races	White
San Diego	13%	6%	34%	0%	0%	3%	43%

#### SOC | Occupation

49-3011 Aircraft Mechanics and Service Technicians	8%	7%	29%	0%	1%	5%	50%
51-2011 Aircraft Structure, Surfaces, Rigging, and Sy..	19%	6%	38%	0%	0%	2%	34%

### National Educational Attainment

County	< HS	HS	Some College	Associate	Bachelor's	Master's	PhD or Professional
San Diego	14%	19%	22%	9%	23%	9%	5%

#### SOC | Occupation

49-3011 Aircraft Mechanics and Service Technicians	35%	41%	14%	4%	5%	1%	0%
51-2011 Aircraft Structure, Surfaces, Rigging, and Syst..	7%	30%	32%	12%	16%	2%	1%



## Program Fact Sheets

## II. Labor Market Information, Program Supply

### Selected TOP6: Aviation Powerplant Mechanics

Total Supply: 7

#### Annual Program Awards - Three-Year Average (Supply)

Community College Non-Community College Total

Institution Name	Cert 30-60	Grand Total
San Diego Miramar	7	7
<b>Total</b>	<b>7</b>	<b>7</b>

Award Level	Abbreviation	Award Level	Abbreviation
Noncredit award < 48 hours	NC < 48 hrs	Certificate 18 < 30 semester units	Cert 18-30
Noncredit award 48 < 96 hours	NC 48 < 96 hrs	Certificate 30 < 60 semester units	Cert 30-60
Noncredit award 96 < 144 hours	NC 96 < 144 hrs	Certificate 6 < 18 semester units	Cert 6-18
Noncredit award 144 < 192 hours	NC 144 < 192 hrs	Certificate 60+ semester units	Cert 60+
Noncredit award 192 < 288 hours	NC 192 < 288 hrs	Certificates of Less than 1 yr	Cert 1 <
Noncredit award 288 < 480 hours	NC 288 < 480 hrs	Certificates of at least 1 but less than 2 years	Cert 1 < 2 yrs
Noncredit award 480 < 960 hours	NC 480 < 960 hrs	Certificates of at least 2 but less than 4 years	Cert 2 < 4 yrs
Noncredit award 960+ hours	NC 960+ hrs	Associate Degree	AA/AS
Noncredit award	NC	Associate for Transfer Degree	ADT
Award < 1 academic yr	Award < 1 yr	Postsecondary awards	Postsecondary
Award 1 < 2 academic yrs	Award 1 < 2 yrs	Bachelor's Degree	BA/BS
Award 2 < 4 academic yrs	Award 2 < 4 yrs	Postbaccalaureate certificate	Post BA/BS
Credit Award, < 6 semester units	Credit < 6	Master's degree	MA/MS
Certificate 8 < 16 semester units	Cert 8-16	Post-master's certificate	Post MA/MS
Certificate 12 < 18 semester units	Cert 12-18	Doctor's degree	Doct
Certificate 16 < 30 semester units	Cert 16-30		

Note: Community College awards as seen in the Chancellor's Office Management Information Systems Data Mart. Non-Community College awards as seen in the integrated Postsecondary Education Data System.

Total Supply: 7

Community.. Community Coll.. Total

TOP6 Program Title: 095020 Aviation Powerplant Mechanics

College: San Diego Miramar

## Program Fact Sheets

### III. Enrollment

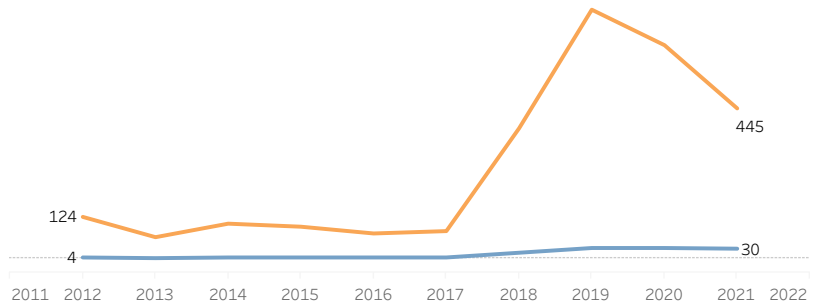
TOP6 Program Title: **095020 Aviation Powerplant Mechanics**  
College: **San Diego Miramar**

Program Year  
2020-21

#### Enrollment Trends

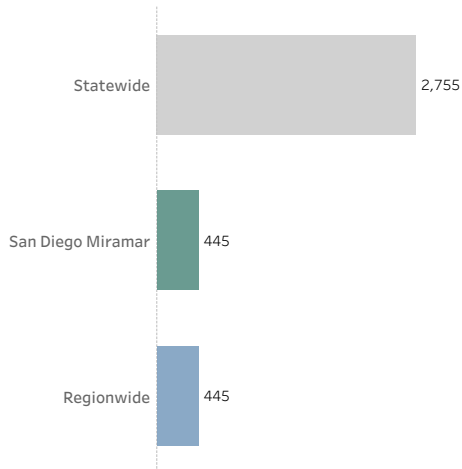
	Enrollments	Sections Offered
2011-12	124	4
2012-13	64	2
2013-14	104	4
2014-15	95	4
2015-16	75	4
2016-17	82	4
2017-18	386	18
2018-19	737	32
2019-20	632	32
2020-21	445	30

#### Enrollment Trends

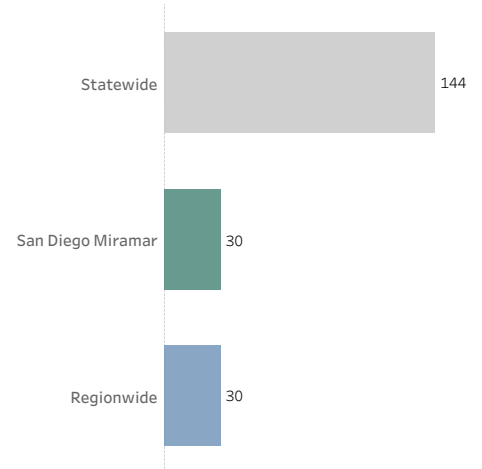


Note: Information as seen in the Chancellor's Office LaunchBoard. If there were fewer than 10 students, the data for the metric were suppressed.

#### # Course Enrollments (2020-21)



#### # Course Sections (2020-21)

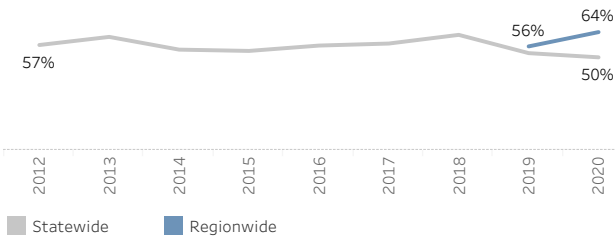


Note: Information as seen in the Chancellor's Office LaunchBoard. If there were fewer than 10 students, the data for the metric were suppressed.

TOP6 Program Title: 095020 Aviation Powerplant Mechanics  
College: San Diego Miramar

Program Year  
2019-20

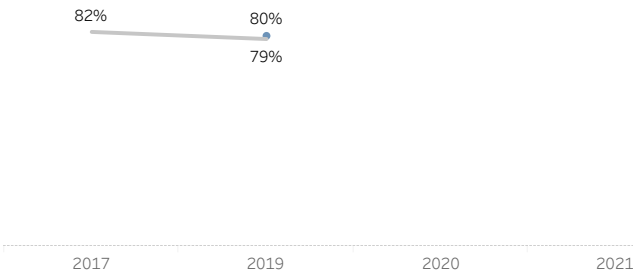
% Attained the Living Wage\*



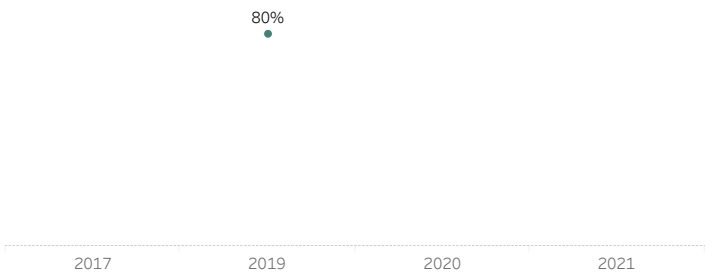
% Attained the Living Wage\*



% Job Closely Related to Field of Study\*



% Job Closely Related to Field of Study\*



Note: Information as seen in the Chancellor's Office LaunchBoard. If there were fewer than 10 students, the data for the metric were suppressed. If year is missing, data were not available from the Chancellor's Office LaunchBoard.

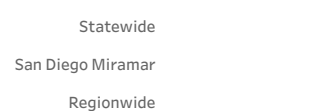
% Attained a Living Wage (2019-20)

Most recent data available are for PY 2019-20.



% Job Closely Related to Field of Study (2019-20)

Most recent data available are for PY 2018-19.



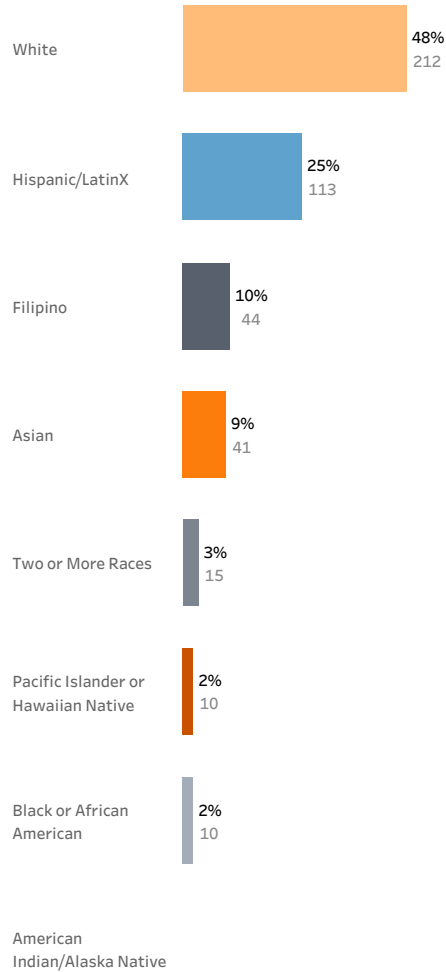
Note: Information as seen in the Chancellor's Office LaunchBoard. If there were fewer than 10 students, the data for the metric were suppressed. If year is missing, data were not available from the Chancellor's Office LaunchBoard.

## Program Fact Sheets

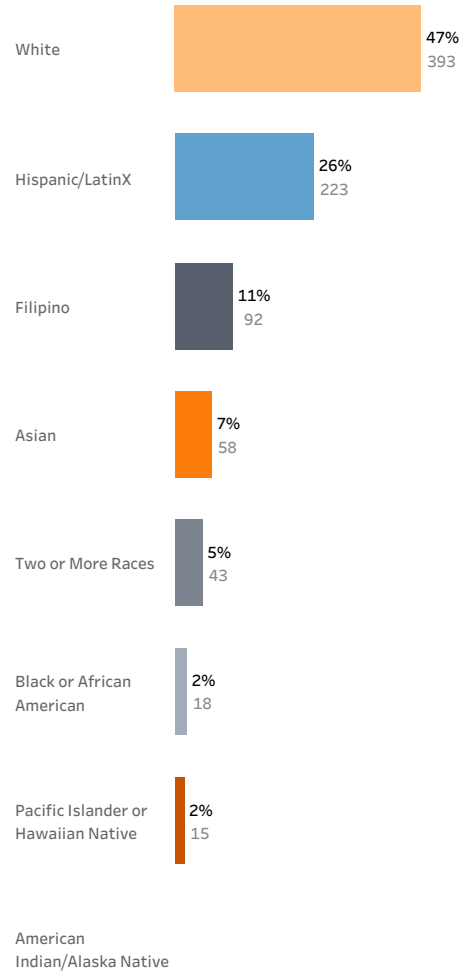
VII. Program Demographics  
2020 - 2021

TOP6 Program Title: 095020 Aviation Powerplant Mechanics  
College: San Diego Miramar

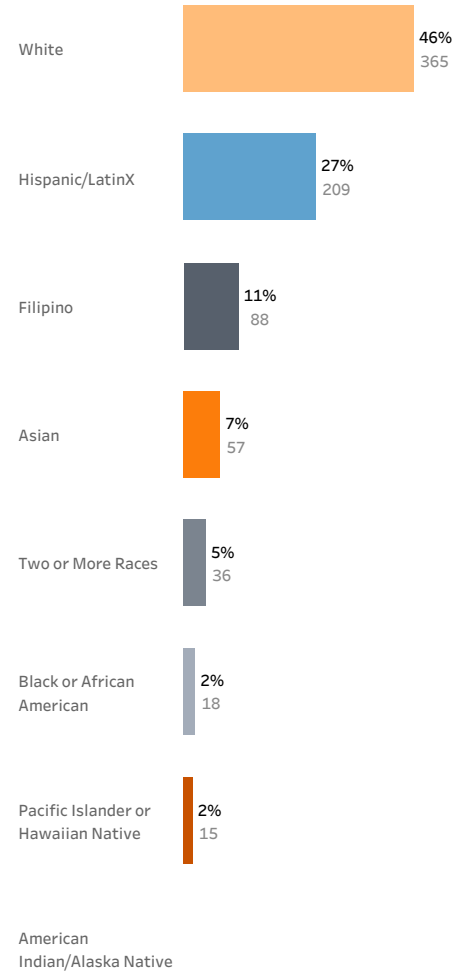
### Enrollments



### Course Retention Rate



### Course Success Rate



Note: Above, masked values (when data are insufficient) are reported as "Unknown or multiple values".  
Multiple values = Student reported to more than one program.

TOP6 Program Title: 095020 Aviation Powerplant Mechanics  
College: San Diego Miramar

Job Closely Related to Field of Study  
(Program Year 2018-19)



White

Two or More Races

Pacific Islander or Hawaiian Native

Hispanic/LatinX

Filipino

Black or African American

Asian

American Indian/Alaska Native

Attained the Living Wage  
(Program Year 2019-20)



White

Two or More Races

Pacific Islander or Hawaiian Native

Hispanic/LatinX

Filipino

Black or African American

Asian

American Indian/Alaska Native

Note: Above, masked values (when data are insufficient) are reported as "Unknown or multiple values".  
Multiple values = Student reported to more than one program.

### Metric Definitions

#### Attained the Living Wage\*

Among CCP students who exited college and did not transfer to any postsecondary institution, the proportion who attained the district county living wage for a single adult measured immediately following academic year of exit

Among students who exited college and did not transfer to any postsecondary institution, the proportion who attained the district county living wage for a single adult measured immediately following academic year of exit

#### Course Retention Rate

Among all credit enrollments, percentage of enrollments where students did not withdraw and received a valid grade in the selected year

#### Course Success Rate\*

Among all credit enrollments, the percentage of enrollments where students successfully completed the course

#### Enrollments

The number of enrollments in courses assigned to the TOP code in the selected year

#### Job Closely Related to Field of Study\*

Among CTE students who responded to this CTE Outcomes Survey question(s) and did not transfer to any postsecondary institution, the proportion who reported that they are working in a job very closely or closely related to their field of study

Among students who responded to the CTE Outcomes Survey and did not transfer to any postsecondary institution, the proportion who reported that they are working in a job very closely or closely related to their field of study

#### Sections Offered

The number of sections offered in the TOP code in the selected year

# Program Fact Sheets

## I. Overview

### Filters

County	Institution	TOP6 Title	Catalog Name
San Diego	San Diego Miramar	Banking and Finance	All

Disclaimer: This report should be used to guide program discussions. This cannot be used for the Regional Program Recommendation Process.

TOP6	TOP6 Title	Institution
050400	Banking and Finance	San Diego Miramar



### San Diego Miramar Crosswalk Occupations for TOP6: 050400

SOC   Occupation	Job Description	Typical Entry-Level Education
13-2071 Credit Counselors	Advise and educate individuals or organizations on acquiring and managing debt. May provide guidance in determining the best type of loan and explain loan requirements or restrictions. May help develop debt management plans or student financial aid packages. May advise on credit issues, or provide budget, mortgage, bankruptcy, or student financial aid counseling.	Bachelor's degree
43-3011 Bill and Account Collectors	Locate and notify customers of delinquent accounts by mail, telephone, or personal visit to solicit payment. Duties include receiving payment and posting amount to customer's account, preparing statements to credit department if customer fails to respond, initiating repossession proceedings or service disconnection, and keeping records of collection and status of accounts.	High school diploma or equivalent
43-4041 Credit Authorizers, Checkers, and Clerks	Authorize credit charges against customers' accounts. Investigate history and credit standing of individuals or business establishments applying for credit. May interview applicants to obtain personal and financial data, determine credit worthiness, process applications, and notify customers of acceptance or rejection of credit.	High school diploma or equivalent
43-4131 Loan Interviewers and Clerks	Interview loan applicants to elicit information; investigate applicants' backgrounds and verify references; prepare loan request papers; and forward findings, reports, and documents to appraisal department. Review loan papers to ensure completeness, and complete transactions between loan establishment, borrowers, and sellers upon approval of loan.	High school diploma or equivalent
43-4141 New Accounts Clerks	Interview persons desiring to open accounts in financial institutions. Explain account services available to prospective customers and assist them in preparing applications.	High school diploma or equivalent

# Program Fact Sheets

## I. Summary

**TOP6** **TOP6 Title** **Institution**  
 050400 Banking and Finance San Diego Miramar



Total Demand	Selected/Linked SOC   Occupation (s)	Total TOP Code Supply	Total CIP Code Supply
439	13-2071 Credit Counselors 43-3011 Bill and Account Collectors 43-4041 Credit Authorizers, Checkers, and Clerks 43-4131 Loan Interviewers and Clerks 43-4141 New Accounts Clerks	12	357

How many annual openings do these occupations have?



How many institutions provide training for these occupations?

1 - 3 Low  
 4 - 7 Medium  
 8+ High

Number of TOP related institutions - 2  
 Number of CIP related institutions - 6

On average, do these occupations pay above the living wage of \$18.43?



What is the highest expected education level for these occupations?

- ☐ Doctorate Degree
- ☐ Master's Degree
- ☒ Bachelor's Degree
- ☐ Associate Degree
- ☐ Some College or Certificate
- ☐ HS Diploma or Equivalent
- ☐ Less Than a HS Diploma
- ☐ Apprenticeship



## Program Fact Sheets

### I. Catalog

**TOP6**                      **TOP6 Title**                                      **Institution**  
050400                      Banking and Finance                                      San Diego Miramar



### What other programs are coded under this TOP code?\*

Control Number	Catalog Name	Goal	Award
9712	Financial Services	CTE (Limited to programs in CTE TOP codes other than ADTs)	A.S. Degree
22269	Financial Services	CTE (Limited to programs in CTE TOP codes other than ADTs)	Certificate of Achievement requiring 16 to less than 30 semester units or 24 to less than 45 quarter units

\*Note: Information as seen in the Chancellor's Office Curriculum Inventory.

ADT = Associate Degree for Transfer

CSU GE = California State University General Education

CTE = Career Technical Education

IGETC = Intersegmental General Education Transfer..

TOP6 Program Title: 050400 Banking and Finance  
College: San Diego Miramar

Total Demand Sselected/linked occupation(s)	Total TOP Code Supply	Total CIP Code Supply
439	12	357

Annual Job Openings (2022-2027)

SOC   Occupation	
13-2071 Credit Counselors	25
43-3011 Bill and Account Collectors	202
43-4041 Credit Authorizers, Checkers, and Clerks	7
43-4131 Loan Interviewers and Clerks	196
43-4141 New Accounts Clerks	9
Grand Total	439

Total TOP Code Supply\*

Includes all related TOP Codes

\* Note: If number is below Selected TOP Code Supply then there is code misalignment.

TOP6 Code	TOP6 Title	
050400	Banking and Finance	12
Grand Total		12

Total CIP Code Supply

Includes all related CIP Codes

CIP Code	CIP Title	
52.0801	Finance, General	356
52.0803	Banking and Financial Support Services	1
Grand Total		357

Selected TOP6 Code Supply

Banking and Finance (Only)

369



Annual Program Awards - Three-Year Average

TOP6 50400

CC Awards (PY19-20 to PY21-22)

Non-CC Awards (PY19-20 to PY20-21)

Community College Non-Community College Total

Refer to Award Type Breakout sheet for a detailed award breakdown.

Institution Name	Awards
San Diego Miramar	3
Southwestern	9
Ashford University	109
National University	14
Point Loma Nazarene University	26
United States University	1
University of California-San Diego	1
University of San Diego	206
Grand Total	369

Note: Community College awards as seen in the Chancellor's Office Management Information Systems Data Mart. Non-Community College awards as seen in the integrated Postsecondary Education Data System.

Average Entry-Level Wage for Occupation(s) > Living Wage (\$18.43): True



Education, Training, and Wages

SOC   Occupation	Typical Entry-Level Education	Typical On-the-Job Training (OJT)	Entry-Level Wage (25th Percentile)	Median Wage
13-2071 Credit Counselors	Bachelor's degree	Moderate-term OJT	\$18.14	\$23.07
43-3011 Bill and Account Collectors	High school diploma or equivalent	Moderate-term OJT	\$17.63	\$18.92
43-4041 Credit Authorizers, Checkers, and Clerks	High school diploma or equivalent	Moderate-term OJT	\$17.21	\$23.35
43-4131 Loan Interviewers and Clerks	High school diploma or equivalent	Short-term OJT	\$18.15	\$22.93
43-4141 New Accounts Clerks	High school diploma or equivalent	Moderate-term OJT	\$22.96	\$23.00

## Program Fact Sheets

## II. Labor Market Information, Occupation Demographics

Demographics broken down by San Diego population and occupations within San Diego.

### Guiding Questions:

- \* Do enrollment trends differ from the demographics of the occupations? Why do you think these trends exist?
- \* Are there any ethnic/racial groups at your institution that are underrepresented when compared to the County?

### Age

County	19-21	22-24	25-34	35-44	45-54	55-64	65+
San Diego	5%	6%	24%	22%	20%	16%	7%

#### SOC | Occupation

13-2071 Credit Counselors	0%	0%	28%	26%	22%	14%	4%
43-3011 Bill and Account Collectors	2%	6%	28%	25%	19%	15%	5%
43-4041 Credit Authorizers, Checkers, and Clerks	0%	0%	25%	22%	21%	17%	0%
43-4131 Loan Interviewers and Clerks	1%	7%	28%	27%	20%	14%	3%
43-4141 New Accounts Clerks	0%	0%	33%	25%	19%	13%	0%

### Gender

County	Female	Male
San Diego	47%	53%

#### SOC | Occupation

13-2071 Credit Counselors	66%	34%
43-3011 Bill and Account Collectors	71%	29%
43-4041 Credit Authorizers, Checkers, and Clerks	73%	27%
43-4131 Loan Interviewers and Clerks	79%	21%
43-4141 New Accounts Clerks	78%	22%

### Race or Ethnicity

County	Asian	Black or African American	Hispanic or Latinx	Native American or Alaska Native	Native Hawaiian or Other Pacific	Two or More Races	White
San Diego	13%	6%	34%	0%	0%	3%	43%

#### SOC | Occupation

13-2071 Credit Counselors	9%	7%	33%	0%	0%	0%	48%
43-3011 Bill and Account Collectors	6%	11%	40%	0%	1%	3%	40%
43-4041 Credit Authorizers, Checkers, and Clerks	0%	0%	41%	0%	0%	0%	43%
43-4131 Loan Interviewers and Clerks	13%	5%	31%	0%	1%	2%	47%
43-4141 New Accounts Clerks	18%	0%	41%	0%	0%	0%	36%

### National Educational Attainment

County	< HS	HS	Some College	Associate	Bachelor's	Master's	PhD or Professional
San Diego	14%	19%	22%	9%	23%	9%	5%

#### SOC | Occupation

13-2071 Credit Counselors	0%	0%	0%	0%	46%	31%	23%
43-3011 Bill and Account Collectors	0%	0%	0%	0%	60%	27%	13%
43-4041 Credit Authorizers, Checkers, and Clerks	0%	0%	0%	0%	9%	45%	46%
43-4131 Loan Interviewers and Clerks	2%	21%	21%	13%	34%	8%	2%
43-4141 New Accounts Clerks	2%	21%	21%	13%	34%	8%	2%

## Program Fact Sheets

## II. Labor Market Information, Program Supply

### Selected TOP6: Banking and Finance

Total Supply: **369**

#### Annual Program Awards - Three-Year Average (Supply)

■ Community College ■ Non-Community College ■ Total

Institution Name	Cert 16-30	AA/AS	BA/BS	Post BA/BS	MA/MS	Cert 6-18	Grand Total
San Diego Miramar	1	2					3
Southwestern	3	5				1	9
Ashford University			98		11		109
National University			13	1			14
Point Loma Nazarene University			26				26
United States University				1			1
University of California-San Diego					1		1
University of San Diego			205		1		206
<b>Total</b>	<b>4</b>	<b>7</b>	<b>342</b>	<b>2</b>	<b>13</b>	<b>1</b>	<b>369</b>

Award Level	Abbreviation	Award Level	Abbreviation
Noncredit award < 48 hours	NC < 48 hrs	Certificate 18 < 30 semester units	Cert 18-30
Noncredit award 48 < 96 hours	NC 48 < 96 hrs	Certificate 30 < 60 semester units	Cert 30-60
Noncredit award 96 < 144 hours	NC 96 < 144 hrs	Certificate 6 < 18 semester units	Cert 6-18
Noncredit award 144 < 192 hours	NC 144 < 192 hrs	Certificate 60+ semester units	Cert 60+
Noncredit award 192 < 288 hours	NC 192 < 288 hrs	Certificates of Less than 1 yr	Cert 1 <
Noncredit award 288 < 480 hours	NC 288 < 480 hrs	Certificates of at least 1 but less than 2 years	Cert 1 < 2 yrs
Noncredit award 480 < 960 hours	NC 480 < 960 hrs	Certificates of at least 2 but less than 4 years	Cert 2 < 4 yrs
Noncredit award 960+ hours	NC 960+ hrs	Associate Degree	AA/AS
Noncredit award	NC	Associate for Transfer Degree	ADT
Award < 1 academic yr	Award < 1 yr	Postsecondary awards	Postsecondary
Award 1 < 2 academic yrs	Award 1 < 2 yrs	Bachelor's Degree	BA/BS
Award 2 < 4 academic yrs	Award 2 < 4 yrs	Postbaccalaureate certificate	Post BA/BS
Credit Award, < 6 semester units	Credit < 6	Master's degree	MA/MS
Certificate 8 < 16 semester units	Cert 8-16	Post-master's certificate	Post MA/MS
Certificate 12 < 18 semester units	Cert 12-18	Doctor's degree	Doct
Certificate 16 < 30 semester units	Cert 16-30		

Note: Community College awards as seen in the Chancellor's Office Management Information Systems Data Mart. Non-Community College awards as seen in the integrated Postsecondary Education Data System.

Total Supply: **369**

Community.. ■ Community Coll.. ■ Other ■ Total

TOP6 Program Title: 050400 Banking and Finance

College: San Diego Miramar

## Program Fact Sheets

### III. Enrollment

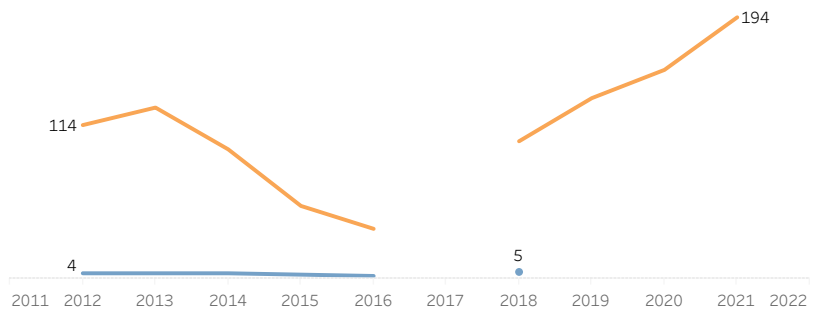
TOP6 Program Title: **050400 Banking and Finance**  
College: **San Diego Miramar**

Program Year  
2020-21

#### Enrollment Trends

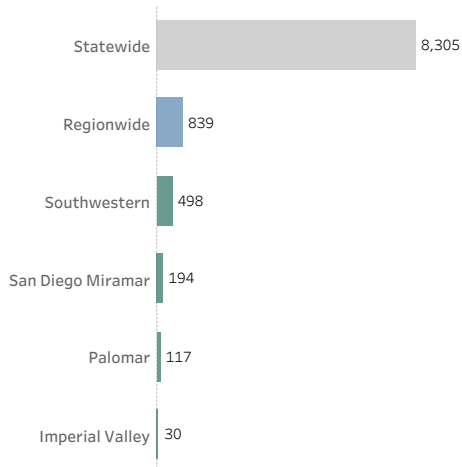
	Enrollments	Sections Offered
2011-12	114	4
2012-13	127	4
2013-14	96	4
2014-15	54	3
2015-16	37	2
2016-17		
2017-18	102	5
2018-19	134	
2019-20	155	
2020-21	194	

#### Enrollment Trends

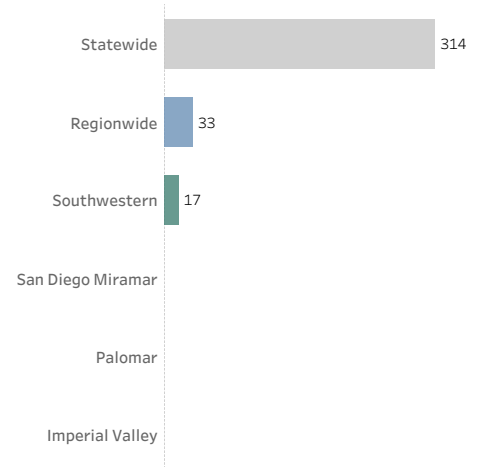


Note: Information as seen in the Chancellor's Office LaunchBoard. If there were fewer than 10 students, the data for the metric were suppressed.

#### # Course Enrollments (2020-21)



#### # Course Sections (2020-21)

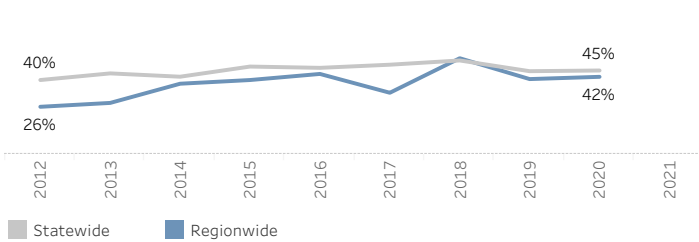


Note: Information as seen in the Chancellor's Office LaunchBoard. If there were fewer than 10 students, the data for the metric were suppressed.

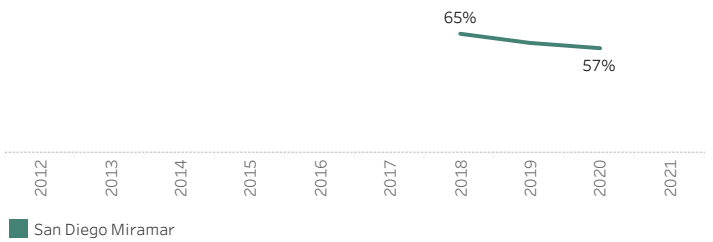
TOP6 Program Title: **050400 Banking and Finance**  
 College: **San Diego Miramar**

Program Year  
 2019-20

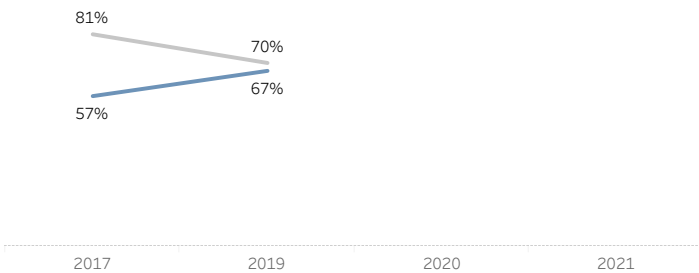
% Attained the Living Wage\*



% Attained the Living Wage\*



% Job Closely Related to Field of Study\*



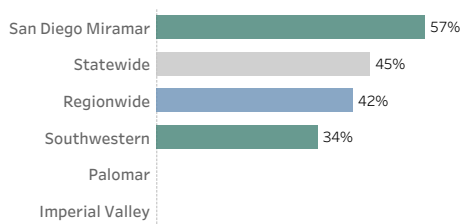
% Job Closely Related to Field of Study\*



Note: Information as seen in the Chancellor's Office LaunchBoard. If there were fewer than 10 students, the data for the metric were suppressed. If year is missing, data were not available from the Chancellor's Office LaunchBoard.


% Attained a Living Wage (2019-20)

Most recent data available are for PY 2019-20.



% Job Closely Related to Field of Study (2019-20)

Most recent data available are for PY 2018-19.



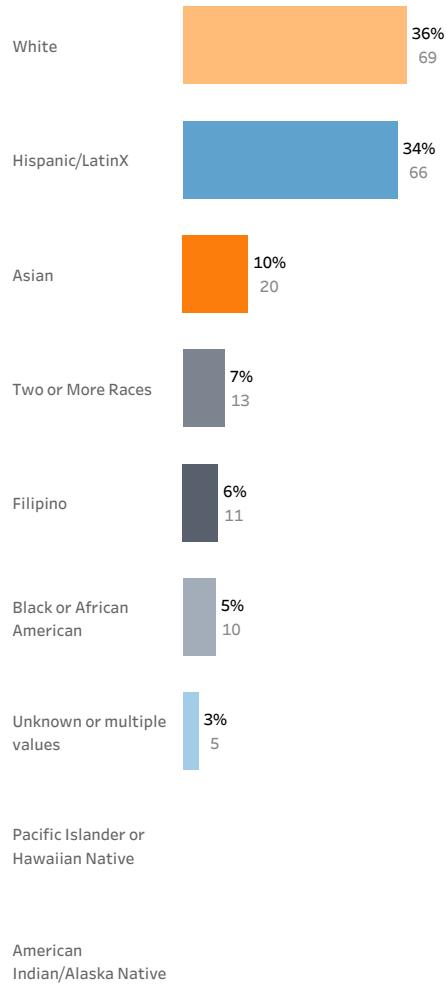
Note: Information as seen in the Chancellor's Office LaunchBoard. If there were fewer than 10 students, the data for the metric were suppressed. If year is missing, data were not available from the Chancellor's Office LaunchBoard.

## Program Fact Sheets

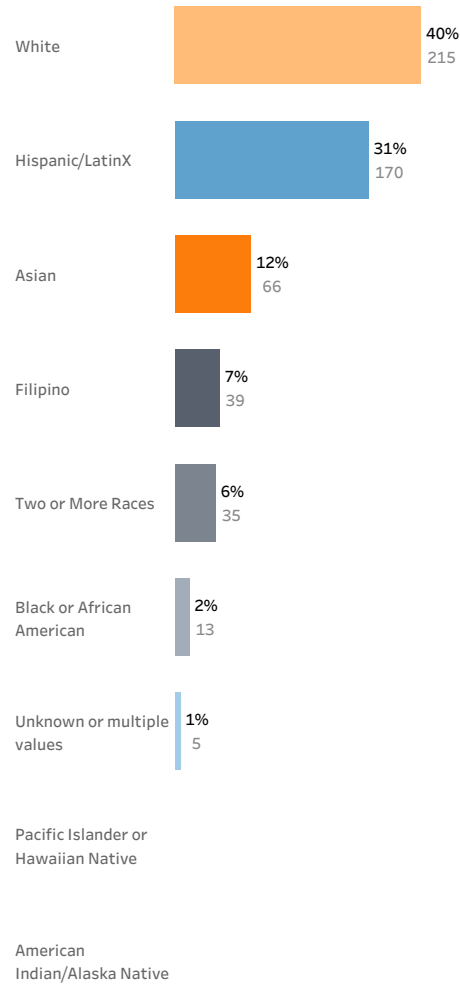
VII. Program Demographics  
2020 - 2021

TOP6 Program Title: 050400 Banking and Finance  
College: San Diego Miramar

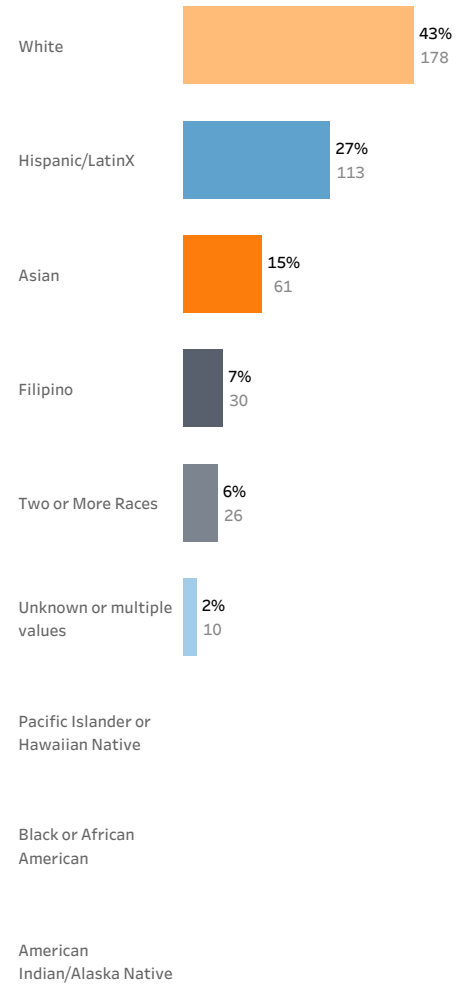
### Enrollments



### Course Retention Rate



### Course Success Rate



Note: Above, masked values (when data are insufficient) are reported as "Unknown or multiple values".  
Multiple values = Student reported to more than one program.

TOP6 Program Title: 050400 Banking and Finance  
College: San Diego Miramar

Job Closely Related to Field of Study  
(Program Year 2018-19)

White

Two or More Races

Pacific Islander or Hawaiian Native

Hispanic/LatinX

Filipino

Black or African American

Asian

American Indian/Alaska Native

Attained the Living Wage  
(Program Year 2019-20)

Unknown or multiple values

White

Two or More Races

Pacific Islander or Hawaiian Native


Hispanic/LatinX

Filipino

Black or African American

Asian

American Indian/Alaska Native



Note: Above, masked values (when data are insufficient) are reported as "Unknown or multiple values".  
Multiple values = Student reported to more than one program.



### Metric Definitions

**Attained the Living Wage\*** Among CCP students who exited college and did not transfer to any postsecondary institution, the proportion who attained the district county living wage for a single adult measured immediately following academic year of exit

Among students who exited college and did not transfer to any postsecondary institution, the proportion who attained the district county living wage for a single adult measured immediately following academic year of exit

**Course Retention Rate** Among all credit enrollments, percentage of enrollments where students did not withdraw and received a valid grade in the selected year

**Course Success Rate\*** Among all credit enrollments, the percentage of enrollments where students successfully completed the course

**Enrollments** The number of enrollments in courses assigned to the TOP code in the selected year

**Job Closely Related to Field of Study\*** Among CTE students who responded to this CTE Outcomes Survey question(s) and did not transfer to any postsecondary institution, the proportion who reported that they are working in a job very closely or closely related to their field of study

Among students who responded to the CTE Outcomes Survey and did not transfer to any postsecondary institution, the proportion who reported that they are working in a job very closely or closely related to their field of study

**Sections Offered** The number of sections offered in the TOP code in the selected year

# Program Fact Sheets

## I. Overview

### Filters

County	Institution	TOP6 Title	Catalog Name
San Diego	San Diego Miramar	Biotechnology and Biome..	All

Disclaimer: This report should be used to guide program discussions. This cannot be used for the Regional Program Recommendation Process.

TOP6	TOP6 Title	Institution
043000	Biotechnology and Biomedical Technology	San Diego Miramar



### San Diego Miramar Crosswalk Occupations for TOP6: 043000

SOC   Occupation	Job Description	Typical Entry-Level Education
17-3028 Calibration Technologists and Technicians	Execute or adapt procedures and techniques for calibrating measurement devices, by applying knowledge of measurement science, mathematics, physics, chemistry, and electronics, sometimes under the direction of engineering staff. Determine measurement standard suitability for calibrating measurement devices. May perform preventive maintenance on equipment. May perform corrective actions to address identified calibration problems. Excludes "Medical Equipment Preparers" (31-9093) a..	Associate degree
17-3029 Engineering Technologists and Technicians, Except Drafters, All Other	All engineering technologists and technicians, except drafters, not listed separately.	Associate degree
49-9062 Medical Equipment Repairers	Test, adjust, or repair biomedical or electromedical equipment.	Associate degree

# Program Fact Sheets

## I. Summary

**TOP6** **TOP6 Title** **Institution**  
 043000 Biotechnology and Biomedical Technology San Diego Miramar



Total Demand	Selected/Linked SOC   Occupation (s)	Total TOP Code Supply	Total CIP Code Supply
273	17-3028 Calibration Technologists and Technicians	220	7
	17-3029 Engineering Technologists and Technicians, Except Drafters, All Other		
	49-9062 Medical Equipment Repairers		

How many annual openings do these occupations have?



How many institutions provide training for these occupations?

1 - 3 Low  
 4 - 7 Medium  
 8+ High

Number of TOP related institutions - 6  
 Number of CIP related institutions - 2

On average, do these occupations pay above the living wage of \$18.43?



What is the highest expected education level for these occupations?

- ☐ Doctorate Degree
- ☐ Master's Degree
- ☐ Bachelor's Degree
- ☒ Associate Degree
- ☐ Some College or Certificate
- ☐ HS Diploma or Equivalent
- ☐ Less Than a HS Diploma
- ☐ Apprenticeship

## Program Fact Sheets

### I. Catalog

TOP6	TOP6 Title	Institution
043000	Biotechnology and Biomedical Technology	San Diego Miramar



### What other programs are coded under this TOP code?\*

Control Number	Catalog Name	Goal	Award
9710	Biology for Allied Health	Transfer (All ADTs and Certificates of Achievement for CSU GE Breadth and IGETC)	A.S. Degree
9711	Biotechnology	CTE (Limited to programs in CTE TOP codes other than ADTs)	A.S. Degree
32836	Biotechnology	CTE (Limited to programs in CTE TOP codes other than ADTs)	Certificate of Achievement requiring 8 to less than 16 semester units or 12 to less than 24 quarter units

\*Note: Information as seen in the Chancellor's Office Curriculum Inventory.

ADT = Associate Degree for Transfer

CSU GE = California State University General Education

CTE = Career Technical Education

IGETC = Intersegmental General Education Transfer..

Total Demand Sselected/linked occupation(s)	Total TOP Code Supply	Total CIP Code Supply
273	220	7

Annual Job Openings (2022-2027)

SOC   Occupation	
17-3028 Calibration Technologists and Technicians	8
17-3029 Engineering Technologists and Technicians, Except Drafters, All Other	205
49-9062 Medical Equipment Repairers	60
Grand Total	273

Total TOP Code Supply\*

Includes all related TOP Codes

\* Note: If number is below Selected TOP Code Supply then there is code misalignment.

TOP6 Code	TOP6 Title	
051000	Logistics and Materials Transportation	6
095600	Manufacturing and Industrial Technology	3
099900	Other Engineering and Related Industrial Technologies	3
043000	Biotechnology and Biomedical Technology	208
Grand Total		220

Total CIP Code Supply

Includes all related CIP Codes

CIP Code	CIP Title	
15	Engineering Technologies/Technicians, General	1
50.0404	Industrial and Product Design	6
Grand Total		7

Selected TOP6 Code Supply

Biotechnology and Biomedical Technology (Only)

208



Annual Program Awards - Three-Year Average

TOP6 43000

CC Awards (PY19-20 to PY21-22)

Non-CC Awards (PY19-20 to PY20-21)

Community College Non-Community College Total

Refer to Award Type Breakout sheet for a detailed award breakdown.

Institution Name	Awards
MiraCosta	113
San Diego City	1
San Diego Mesa	1
San Diego Miramar	92
Southwestern	1
Grand Total	208

Note: Community College awards as seen in the Chancellor's Office Management Information Systems Data Mart. Non-Community College awards as seen in the integrated Postsecondary Education Data System.

Average Entry-Level Wage for Occupation(s) > Living Wage (\$18.43): True



Education, Training, and Wages

SOC   Occupation	Typical Entry-Level Education	Typical On-the-Job Training (OJT)	Entry-Level Wage (25th Percentile)	Median Wage
17-3028 Calibration Technologists and Technicians	Associate degree	None	\$29.27	\$31.86
17-3029 Engineering Technologists and Technicians, Except Drafters, All Other	Associate degree	None	\$28.68	\$37.38
49-9062 Medical Equipment Repairers	Associate degree	Moderate-term OJT	\$22.31	\$29.66

## Program Fact Sheets

## II. Labor Market Information, Occupation Demographics

Demographics broken down by San Diego population and occupations within San Diego.

### Guiding Questions:

- \* Do enrollment trends differ from the demographics of the occupations? Why do you think these trends exist?
- \* Are there any ethnic/racial groups at your institution that are underrepresented when compared to the County?

### Age

County	19-21	22-24	25-34	35-44	45-54	55-64	65+
San Diego	5%	6%	24%	22%	20%	16%	7%

### SOC | Occupation

17-3028	Calibration Technologists and Technicians	0%	0%	21%	23%	23%	21%	0%
17-3029	Engineering Technologists and Technicians, ..	4%	6%	22%	22%	22%	19%	5%
49-9062	Medical Equipment Repairers	0%	3%	20%	22%	26%	22%	6%

### Gender

County	Female	Male
San Diego	47%	53%

### SOC | Occupation

17-3028	Calibration Technologists and Technicians	19%	81%
17-3029	Engineering Technologists and Technicians, Except Drafters, All ..	20%	80%
49-9062	Medical Equipment Repairers	9%	91%

### Race or Ethnicity

County	Asian	Black or African American	Hispanic or Latinx	Native American or Alaska Native	Native Hawaiian or Other Pacific	Two or More Races	White
San Diego	13%	6%	34%	0%	0%	3%	43%

### SOC | Occupation

17-3028	Calibration Technologists and Technicians	19%	0%	23%	0%	0%	0%	49%
17-3029	Engineering Technologists and Technicians, ..	19%	5%	25%	0%	0%	4%	47%
49-9062	Medical Equipment Repairers	17%	4%	26%	0%	0%	3%	50%

### National Educational Attainment

County	< HS	HS	Some College	Associate	Bachelor's	Master's	PhD or Professional
San Diego	14%	19%	22%	9%	23%	9%	5%

### SOC | Occupation

17-3028	Calibration Technologists and Technicians	1%	8%	15%	4%	41%	25%	5%
17-3029	Engineering Technologists and Technicians, Ex..	4%	21%	27%	7%	33%	6%	3%
49-9062	Medical Equipment Repairers	2%	14%	22%	8%	44%	9%	1%

## Selected TOP6: Biotechnology and Biomedical Technology

Total Supply: 208

## Annual Program Awards - Three-Year Average (Supply)

■ Community College
 ■ Non-Community College
 ■ Total

Institution Name	Cert 30-60	AA/AS	BA/BS	Cert 6-18	Cert 8-16	Grand Total
MiraCosta	29	17	23	23	21	113
San Diego City		1				1
San Diego Mesa		1				1
San Diego Miramar		68			24	92
Southwestern		1				1
<b>Total</b>	<b>29</b>	<b>88</b>	<b>23</b>	<b>23</b>	<b>45</b>	<b>208</b>

Award Level	Abbreviation	Award Level	Abbreviation
Noncredit award < 48 hours	NC < 48 hrs	Certificate 18 < 30 semester units	Cert 18-30
Noncredit award 48 < 96 hours	NC 48 < 96 hrs	Certificate 30 < 60 semester units	Cert 30-60
Noncredit award 96 < 144 hours	NC 96 < 144 hrs	Certificate 6 < 18 semester units	Cert 6-18
Noncredit award 144 < 192 hours	NC 144 < 192 hrs	Certificate 60+ semester units	Cert 60+
Noncredit award 192 < 288 hours	NC 192 < 288 hrs	Certificates of Less than 1 yr	Cert 1 <
Noncredit award 288 < 480 hours	NC 288 < 480 hrs	Certificates of at least 1 but less than 2 years	Cert 1 < 2 yrs
Noncredit award 480 < 960 hours	NC 480 < 960 hrs	Certificates of at least 2 but less than 4 years	Cert 2 < 4 yrs
Noncredit award 960+ hours	NC 960+ hrs	Associate Degree	AA/AS
Noncredit award	NC	Associate for Transfer Degree	ADT
Award < 1 academic yr	Award < 1 yr	Postsecondary awards	Postsecondary
Award 1 < 2 academic yrs	Award 1 < 2 yrs	Bachelor's Degree	BA/BS
Award 2 < 4 academic yrs	Award 2 < 4 yrs	Postbaccalaureate certificate	Post BA/BS
Credit Award, < 6 semester units	Credit < 6	Master's degree	MA/MS
Certificate 8 < 16 semester units	Cert 8-16	Post-master's certificate	Post MA/MS
Certificate 12 < 18 semester units	Cert 12-18	Doctor's degree	Doct
Certificate 16 < 30 semester units	Cert 16-30		

Note: Community College awards as seen in the Chancellor's Office Management Information Systems Data Mart. Non-Community College awards as seen in the integrated Postsecondary Education Data System.

Total Supply: 208

Community.. ■ Community Coll.. ■ Total

TOP6 Program Title: 043000 Biotechnology and Biomedical Technology  
 College: San Diego Miramar

## Program Fact Sheets

### III. Enrollment

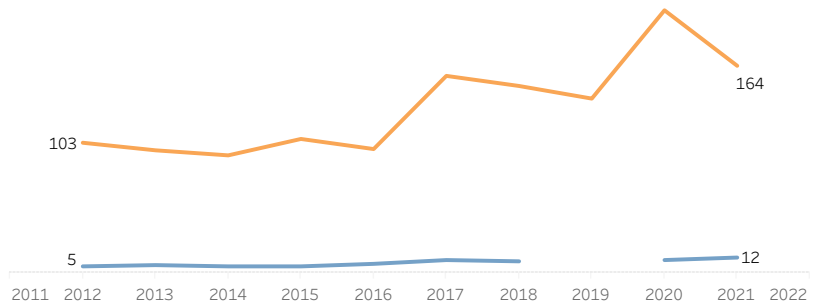
TOP6 Program Title: **043000 Biotechnology and Biomedical Technology**  
College: **San Diego Miramar**

Program Year  
2020-21

#### Enrollment Trends

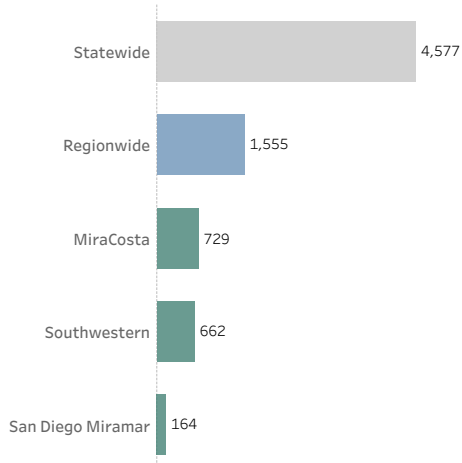
	Enrollments	Sections Offered
2011-12	103	5
2012-13	97	6
2013-14	93	5
2014-15	106	5
2015-16	98	7
2016-17	156	10
2017-18	148	9
2018-19	138	
2019-20	208	10
2020-21	164	12

#### Enrollment Trends

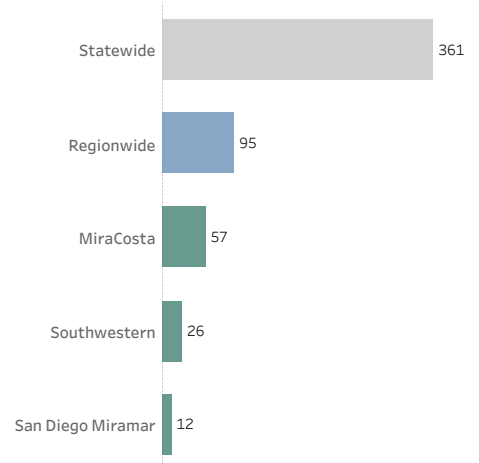


Note: Information as seen in the Chancellor's Office LaunchBoard. If there were fewer than 10 students, the data for the metric were suppressed.

#### # Course Enrollments (2020-21)



#### # Course Sections (2020-21)



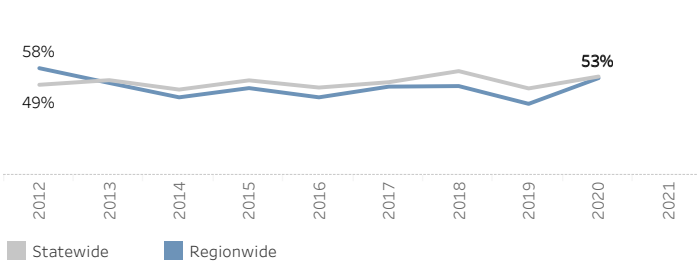
Note: Information as seen in the Chancellor's Office LaunchBoard. If there were fewer than 10 students, the data for the metric were suppressed.



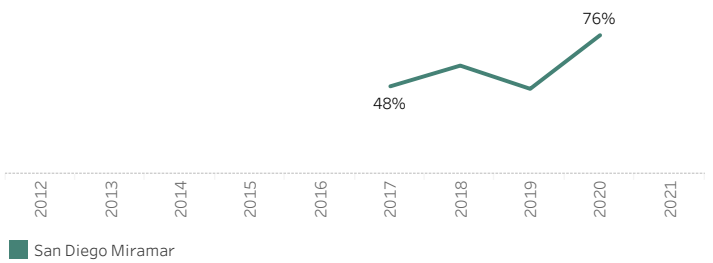
TOP6 Program Title: **043000 Biotechnology and Biomedical Technology**  
College: **San Diego Miramar**

Program Year  
2019-20

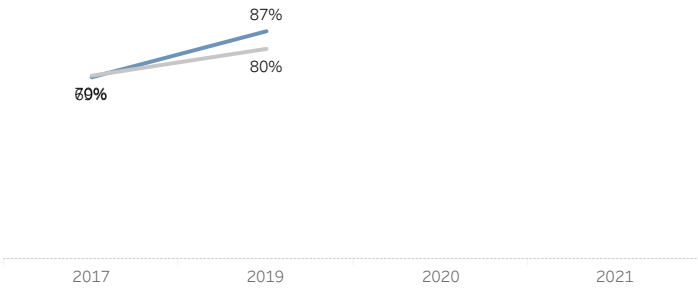
% Attained the Living Wage\*



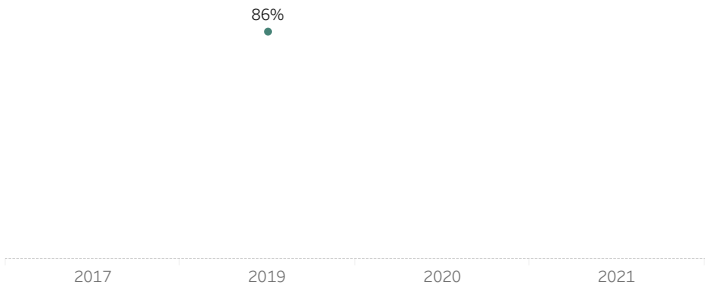
% Attained the Living Wage\*



% Job Closely Related to Field of Study\*



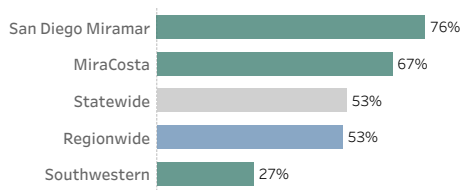
% Job Closely Related to Field of Study\*



Note: Information as seen in the Chancellor's Office LaunchBoard. If there were fewer than 10 students, the data for the metric were suppressed. If year is missing, data were not available from the Chancellor's Office LaunchBoard.


% Attained a Living Wage (2019-20)

Most recent data available are for PY 2019-20.



% Job Closely Related to Field of Study (2019-20)

Most recent data available are for PY 2018-19.



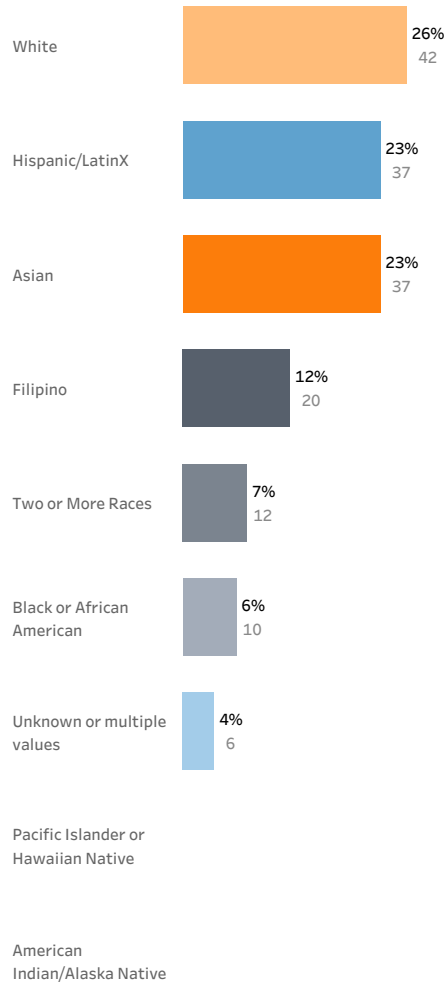
Note: Information as seen in the Chancellor's Office LaunchBoard. If there were fewer than 10 students, the data for the metric were suppressed. If year is missing, data were not available from the Chancellor's Office LaunchBoard.

## Program Fact Sheets

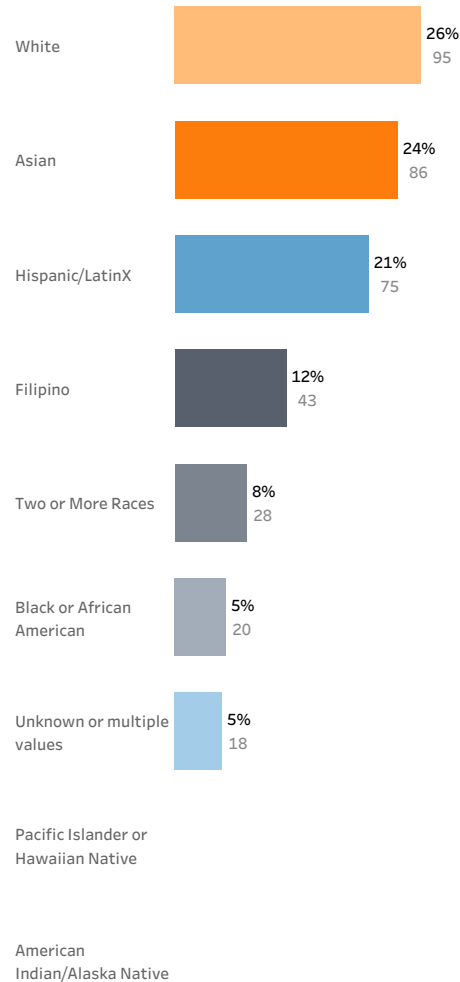
VII. Program Demographics  
2020 - 2021

TOP6 Program Title: **043000 Biotechnology and Biomedical Technology**  
College: **San Diego Miramar**

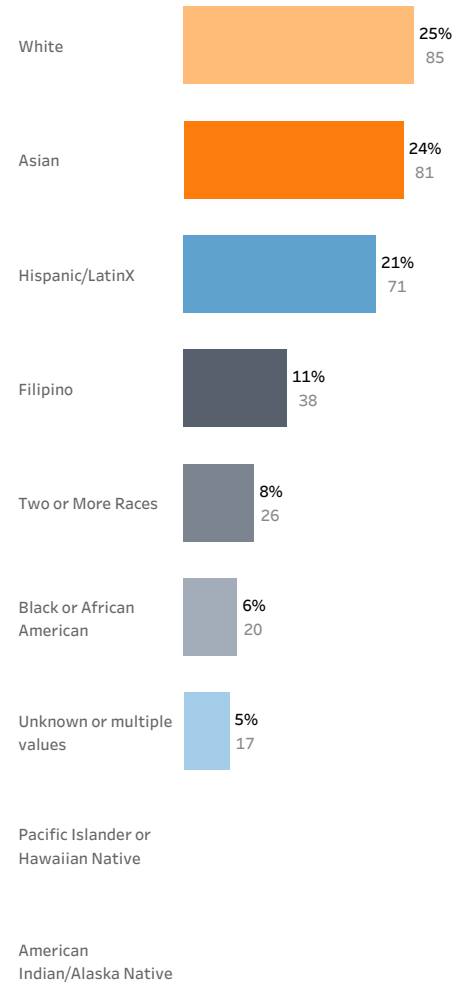
### Enrollments



### Course Retention Rate



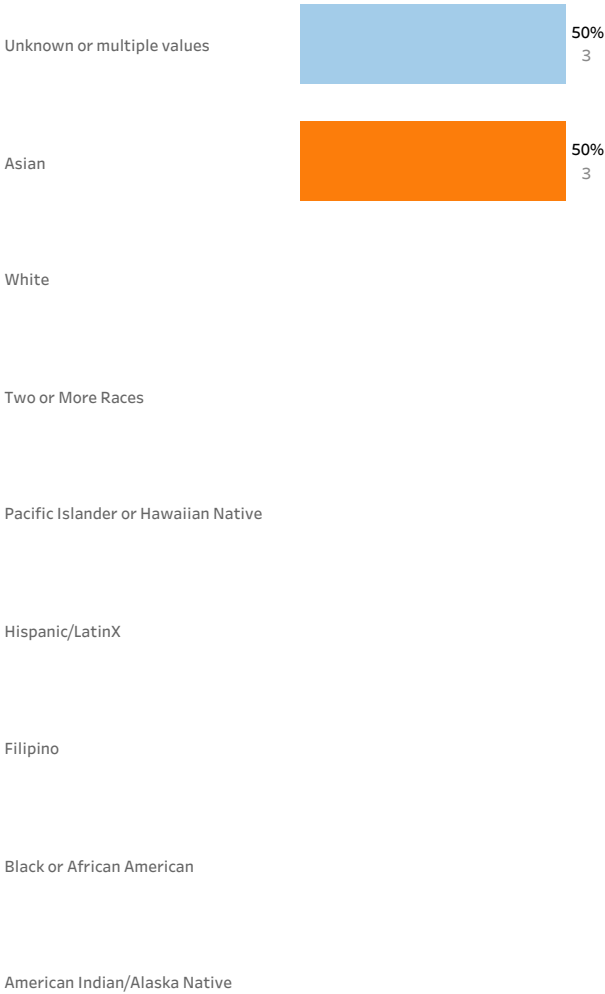
### Course Success Rate



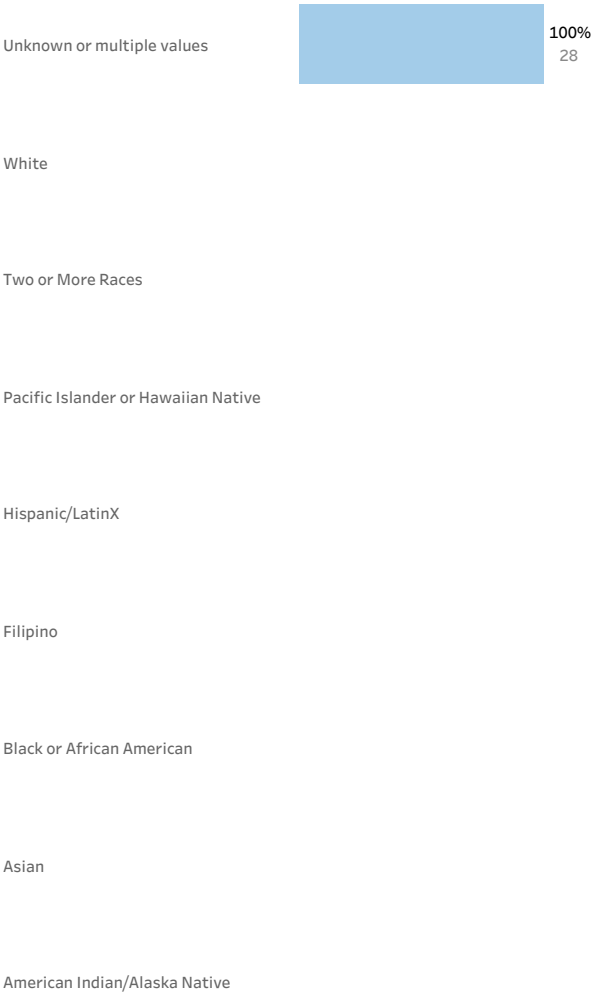
Note: Above, masked values (when data are insufficient) are reported as "Unknown or multiple values".  
Multiple values = Student reported to more than one program.

TOP6 Program Title: 043000 Biotechnology and Biomedical Technology  
College: San Diego Miramar

Job Closely Related to Field of Study  
(Program Year 2018-19)



Attained the Living Wage  
(Program Year 2019-20)



Note: Above, masked values (when data are insufficient) are reported as "Unknown or multiple values".  
Multiple values = Student reported to more than one program.

### Metric Definitions

**Attained the Living Wage\*** Among CCP students who exited college and did not transfer to any postsecondary institution, the proportion who attained the district county living wage for a single adult measured immediately following academic year of exit

Among students who exited college and did not transfer to any postsecondary institution, the proportion who attained the district county living wage for a single adult measured immediately following academic year of exit

**Course Retention Rate** Among all credit enrollments, percentage of enrollments where students did not withdraw and received a valid grade in the selected year

**Course Success Rate\*** Among all credit enrollments, the percentage of enrollments where students successfully completed the course

**Enrollments** The number of enrollments in courses assigned to the TOP code in the selected year

**Job Closely Related to Field of Study\*** Among CTE students who responded to this CTE Outcomes Survey question(s) and did not transfer to any postsecondary institution, the proportion who reported that they are working in a job very closely or closely related to their field of study

Among students who responded to the CTE Outcomes Survey and did not transfer to any postsecondary institution, the proportion who reported that they are working in a job very closely or closely related to their field of study

**Sections Offered** The number of sections offered in the TOP code in the selected year

# Program Fact Sheets

## I. Overview

### Filters

County	Institution	TOP6 Title	Catalog Name
San Diego	San Diego Miramar	Business Management	All

Disclaimer: This report should be used to guide program discussions. This cannot be used for the Regional Program Recommendation Process.

TOP6	TOP6 Title	Institution
050600	Business Management	San Diego Miramar



### San Diego Miramar Crosswalk Occupations for TOP6: 050600

SOC   Occupation	Job Description	Typical Entry-Level Education
11-1011 Chief Executives	Determine and formulate policies and provide overall direction of companies or private and public sector organizations within guidelines set up by a board of directors or similar governing body. Plan, direct, or coordinate operational activities at the highest level of management with the help of subordinate executives and staff managers.	Bachelor's degree
11-1021 General and Operations Managers	Plan, direct, or coordinate the operations of public or private sector organizations, overseeing multiple departments or locations. Duties and responsibilities include formulating policies, managing daily operations, and planning the use of materials and human resources, but are too diverse and general in nature to be classified in any one functional area of management or administration, such as personnel, purchasing, or administrative services. Usually manage through subordinate supervisors. Excludes F..	Bachelor's degree
11-2022 Sales Managers	Plan, direct, or coordinate the actual distribution or movement of a product or service to the customer. Coordinate sales distribution by establishing sales territories, quotas, and goals and establish training programs for sales representatives. Analyze sales statistics gathered by staff to determine sales potential and inventory requirements and monitor the preferences of customers.	Bachelor's degree
11-3012 Administrative Services Managers	Plan, direct, or coordinate one or more administrative services of an organization, such as records and information management, mail distribution, and other office support services. Medical records administrators are included in "Medical and Health Services Managers" (11-9111). Excludes "Facilities Managers" (11-3013) and "Purchasing Managers" (11-3061).	Bachelor's degree
11-3013 Facilities Managers	Plan, direct, or coordinate operations and functionalities of facilities and buildings. May include surrounding grounds or multiple facilities of an organization's campus. Excludes "Administrative Services Managers" (11-3012), "Property, Real Estate, and Community Association Managers" (11-9141), "First-Line Supervisors of Building and Grounds Cleaning and Maintenance Workers" (37-1010), "First-Line Supervisors of Mechanics and Repairers" (49-1011), and "Maintenance and Repair Workers, General..	Bachelor's degree

# Program Fact Sheets

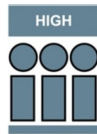
## I. Summary

**TOP6** **TOP6 Title** **Institution**  
 050600 Business Management San Diego Miramar



Total Demand	Selected/Linked SOC   Occupation (s)	Total TOP Code Supply	Total CIP Code Supply
4,620	11-1011 Chief Executives		
	11-1021 General and Operations Managers		
	11-2022 Sales Managers		
	11-3012 Administrative Services Managers	2,450	6,394
	11-3013 Facilities Managers		

How many annual openings do these occupations have?



How many institutions provide training for these occupations?

1 - 3 Low  
 4 - 7 Medium  
 8+ High

Number of TOP related institutions - 9

Number of CIP related institutions - 22

On average, do these occupations pay above the living wage of \$18.43?



What is the highest expected education level for these occupations?

- ☐ Doctorate Degree
- ☐ Master's Degree
- ☒ Bachelor's Degree
- ☐ Associate Degree
- ☐ Some College or Certificate
- ☐ HS Diploma or Equivalent
- ☐ Less Than a HS Diploma
- ☐ Apprenticeship

## Program Fact Sheets

### I. Catalog

<b>TOP6</b>	<b>TOP6 Title</b>	<b>Institution</b>
050600	Business Management	San Diego Miramar



### What other programs are coded under this TOP code?\*

Control Number	Catalog Name	Goal	Award
5072	Business Management	CTE (Limited to programs in CTE TOP codes other than ADTs)	A.S. Degree
22266	Business Management	CTE (Limited to programs in CTE TOP codes other than ADTs)	Certificate of Achievement requiring 16 to less than 30 semester units or 24 to less than 45 quarter units

\*Note: Information as seen in the Chancellor's Office Curriculum Inventory.

ADT = Associate Degree for Transfer

CSU GE = California State University General Education

CTE = Career Technical Education

IGETC = Intersegmental General Education Transfer..

TOP6 Program Title: 050600 Business Management  
College: San Diego Miramar

Total Demand Sselected/linked occupation(s)	Total TOP Code Supply	Total CIP Code Supply
4,620	2,450	6,394

Annual Job Openings (2022-2027)

SOC   Occupation	
11-1011 Chief Executives	308
11-1021 General and Operations Managers	3,147
11-2022 Sales Managers	701
11-3012 Administrative Services Managers	296
11-3013 Facilities Managers	168
Grand Total	4,620

Total TOP Code Supply\*

Includes all related TOP Codes

\* Note: If number is below Selected TOP Code Supply then there is code misalignment.

TOP6 Code	TOP6 Title	
050650	Retail Store Operations and Management	8
050800	International Business and Trade	5
050900	Marketing and Distribution	35
050100	Business and Commerce, General	103
050500	Business Administration	1,634
050600	Business Management	402
050630	Management Development and Supervision	10
050640	Small Business and Entrepreneurship	190
051440	Office Management	7

Total CIP Code Supply

Includes all related CIP Codes

CIP Code	CIP Title	
52.1101	International Business/Trade/Commerce	238
52.1401	Marketing/Marketing Management, General	176
11.0301	Data Processing and Data Processing Technology/Technici..	8
11.0801	Web Page, Digital/Multimedia and Information Resources ..	48
11.0899	Computer Software and Media Applications, Other	8
30.7102	Business Analytics	21
52.0201	Business Administration and Management, General	5,768
52.0205	Operations Management and Supervision	61
52.0701	Entrepreneurship/Entrepreneurial Studies	66

Selected TOP6 Code Supply

Business Management (Only)

6,172

Annual Program Awards - Three-Year Average

TOP6 50600

CC Awards (PY19-20 to PY21-22)

Non-CC Awards (PY19-20 to PY20-21)

Community College Non-Community College Total

Refer to Award Type Breakout sheet for a detailed award breakdown.

Institution Name	Awards
Cuyamaca	5
Grossmont	7
MiraCosta	45
Palomar	48
San Diego Continuing Education	251
San Diego Mesa	8
San Diego Miramar	13
Southwestern	25
Alliant International University-San Diego	77
Ashford University	1,465
California College San Diego	24
California Miramar University	51
California State University-San Marcos	676
John Paul the Great Catholic University	7

Note: Community College awards as seen in the Chancellor's Office Management Information Systems Data Mart. Non-Community College awards as seen in the integrated Postsecondary Education Data System.

Average Entry-Level Wage for Occupation(s) > Living Wage (\$18.43): True

Education, Training, and Wages

SOC   Occupation	Typical Entry-Level Education	Typical On-the-Job Training (OJT)	Entry-Level Wage (25th Percentile)	Median Wage
11-1011 Chief Executives	Bachelor's degree	None	\$53.16	\$87.80
11-1021 General and Operations Managers	Bachelor's degree	None	\$34.69	\$48.84
11-2022 Sales Managers	Bachelor's degree	None	\$37.02	\$60.19
11-3012 Administrative Services Managers	Bachelor's degree	None	\$31.05	\$47.13
11-3013 Facilities Managers	Bachelor's degree	None	\$35.88	\$47.54



## Program Fact Sheets

## II. Labor Market Information, Occupation Demographics

Demographics broken down by San Diego population and occupations within San Diego.

### Guiding Questions:

\* Do enrollment trends differ from the demographics of the occupations? Why do you think these trends exist?

\* Are there any ethnic/racial groups at your institution that are underrepresented when compared to the County?

### Age

County	19-21	22-24	25-34	35-44	45-54	55-64	65+
San Diego	5%	6%	24%	22%	20%	16%	7%

#### SOC | Occupation

11-1011 Chief Executives	0%	1%	7%	22%	29%	27%	15%
11-1021 General and Operations Managers	0%	1%	19%	30%	26%	18%	5%
11-2022 Sales Managers	0%	2%	24%	30%	24%	15%	4%
11-3012 Administrative Services Managers	1%	1%	13%	23%	29%	25%	8%
11-3013 Facilities Managers	1%	1%	12%	22%	29%	26%	8%

### Gender

County	Female	Male
San Diego	47%	53%

#### SOC | Occupation

11-1011 Chief Executives	26%	74%
11-1021 General and Operations Managers	31%	69%
11-2022 Sales Managers	41%	59%
11-3012 Administrative Services Managers	49%	51%
11-3013 Facilities Managers	31%	69%

### Race or Ethnicity

County	Asian	Black or African American	Hispanic or Latinx	Native American or Alaska Native	Native Hawaiian or Other Pacific	Two or More Races	White
San Diego	13%	6%	34%	0%	0%	3%	43%

#### SOC | Occupation

11-1011 Chief Executives	13%	3%	15%	0%	0%	3%	66%
11-1021 General and Operations Managers	10%	3%	24%	0%	0%	3%	59%
11-2022 Sales Managers	11%	2%	22%	0%	0%	3%	61%
11-3012 Administrative Services Managers	9%	5%	27%	0%	1%	4%	54%
11-3013 Facilities Managers	8%	5%	26%	0%	0%	3%	57%

### National Educational Attainment

County	< HS	HS	Some College	Associate	Bachelor's	Master's	PhD or Professional
San Diego	14%	19%	22%	9%	23%	9%	5%

#### SOC | Occupation

11-1011 Chief Executives	2%	8%	14%	5%	41%	24%	7%
11-1021 General and Operations Managers	2%	8%	14%	5%	41%	24%	7%
11-2022 Sales Managers	0%	4%	13%	8%	46%	26%	3%
11-3012 Administrative Services Managers	2%	10%	16%	8%	41%	21%	3%
11-3013 Facilities Managers	11%	33%	20%	11%	21%	4%	1%

## Program Fact Sheets

## II. Labor Market Information, Program Supply

### Selected TOP6: Business Management

Total Supply: **6,172**

#### Annual Program Awards - Three-Year Average (Supply)

■ Community College ■ Non-Community College ■ Total

Institution Name	Cert 16-30	Cert 30-60	AA/AS	BA/BS	Cert 6-18	Cert 8-16	Noncredit award	Grand Total
Cuyamaca		1	4					5
Grossmont	3	1	3					7
MiraCosta	25		18		2			45
Palomar	38	2	6		2			48
San Diego Continuing Education							251	251
San Diego Mesa		1	7					8
San Diego Miramar	1		12					13
Southwestern	4		16		4	1		25
Ashford University				59				59
John Paul the Great Catholic University				7				7
<b>Total</b>	<b>71</b>	<b>5</b>	<b>66</b>	<b>66</b>	<b>8</b>	<b>1</b>	<b>251</b>	<b>468</b>

Award Level	Abbreviation	Award Level	Abbreviation
Noncredit award < 48 hours	NC < 48 hrs	Certificate 18 < 30 semester units	Cert 18-30
Noncredit award 48 < 96 hours	NC 48 < 96 hrs	Certificate 30 < 60 semester units	Cert 30-60
Noncredit award 96 < 144 hours	NC 96 < 144 hrs	Certificate 6 < 18 semester units	Cert 6-18
Noncredit award 144 < 192 hours	NC 144 < 192 hrs	Certificate 60+ semester units	Cert 60+
Noncredit award 192 < 288 hours	NC 192 < 288 hrs	Certificates of Less than 1 yr	Cert 1 <
Noncredit award 288 < 480 hours	NC 288 < 480 hrs	Certificates of at least 1 but less than 2 years	Cert 1 < 2 yrs
Noncredit award 480 < 960 hours	NC 480 < 960 hrs	Certificates of at least 2 but less than 4 years	Cert 2 < 4 yrs
Noncredit award 960+ hours	NC 960+ hrs	Associate Degree	AA/AS
Noncredit award	NC	Associate for Transfer Degree	ADT
Award < 1 academic yr	Award < 1 yr	Postsecondary awards	Postsecondary
Award 1 < 2 academic yrs	Award 1 < 2 yrs	Bachelor's Degree	BA/BS
Award 2 < 4 academic yrs	Award 2 < 4 yrs	Postbaccalaureate certificate	Post BA/BS
Credit Award, < 6 semester units	Credit < 6	Master's degree	MA/MS
Certificate 8 < 16 semester units	Cert 8-16	Post-master's certificate	Post MA/MS
Certificate 12 < 18 semester units	Cert 12-18	Doctor's degree	Doct
Certificate 16 < 30 semester units	Cert 16-30		

Note: Community College awards as seen in the Chancellor's Office Management Information Systems Data Mart. Non-Community College awards as seen in the integrated Postsecondary Education Data System.

Total Supply: **6,172**

Community.. ■ Community Coll.. ■ Other ■ Total

TOP6 Program Title: 050600 Business Management  
College: San Diego Miramar

## Program Fact Sheets

### III. Enrollment

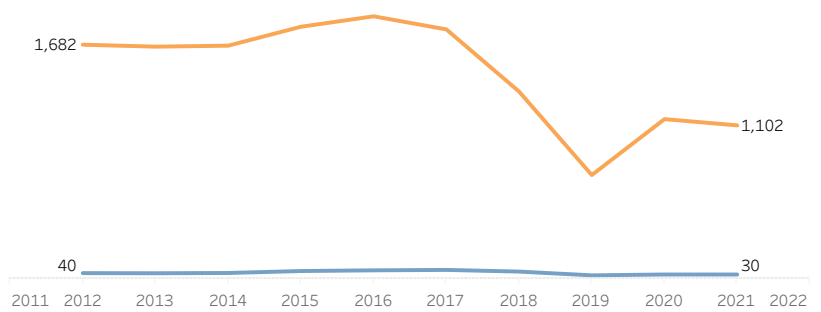
TOP6 Program Title: **050600 Business Management**  
College: **San Diego Miramar**

Program Year  
2020-21

#### Enrollment Trends

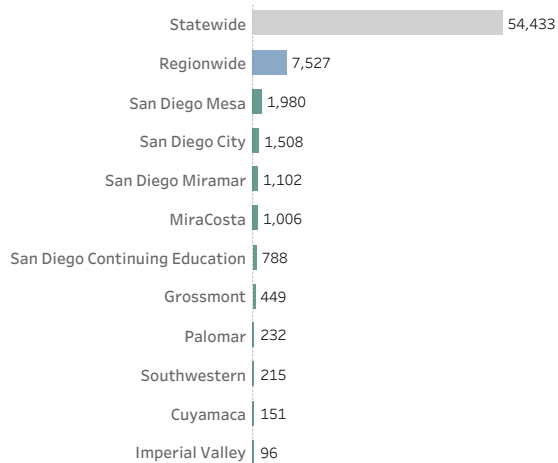
	Enrollments	Sections Offered
2011-12	1,682	40
2012-13	1,668	39
2013-14	1,675	41
2014-15	1,811	55
2015-16	1,886	60
2016-17	1,792	63
2017-18	1,345	51
2018-19	745	24
2019-20	1,147	30
2020-21	1,102	30

#### Enrollment Trends

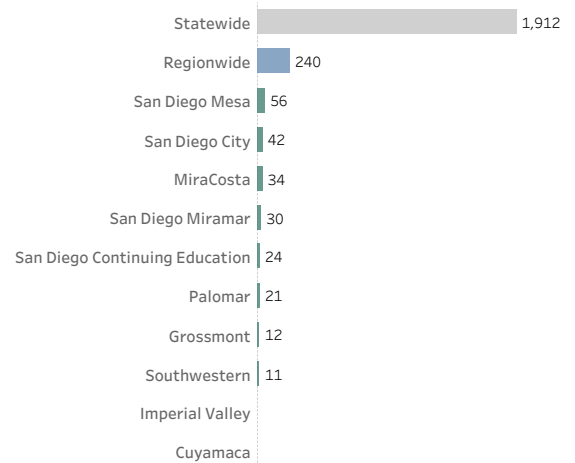


Note: Information as seen in the Chancellor's Office LaunchBoard. If there were fewer than 10 students, the data for the metric were suppressed.

#### # Course Enrollments (2020-21)



#### # Course Sections (2020-21)

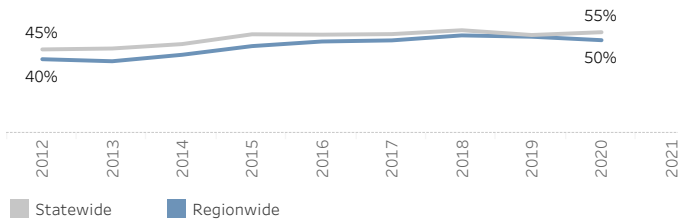


Note: Information as seen in the Chancellor's Office LaunchBoard. If there were fewer than 10 students, the data for the metric were suppressed.

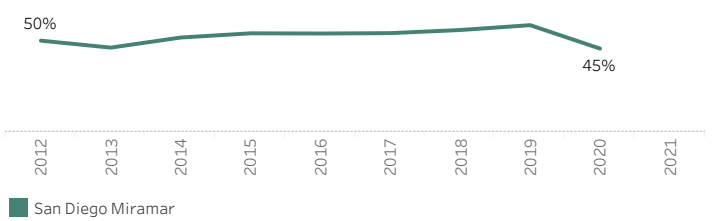
TOP6 Program Title: **050600 Business Management**  
College: **San Diego Miramar**

Program Year  
2019-20

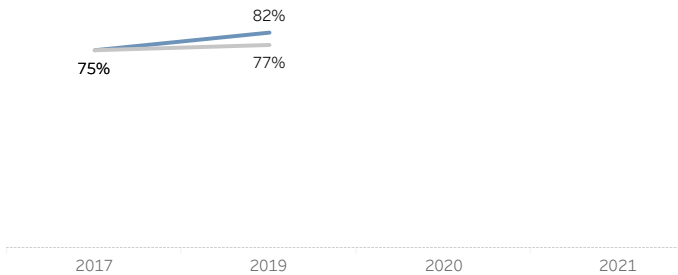
### % Attained the Living Wage\*



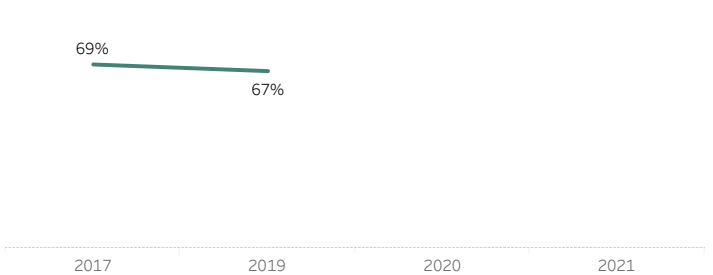
### % Attained the Living Wage\*



### % Job Closely Related to Field of Study\*



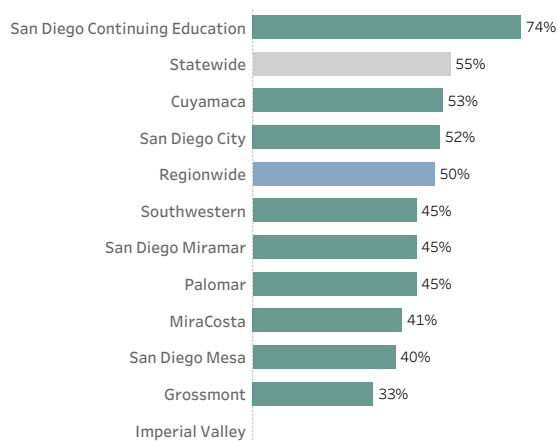
### % Job Closely Related to Field of Study\*



Note: Information as seen in the Chancellor's Office LaunchBoard. If there were fewer than 10 students, the data for the metric were suppressed. If year is missing, data were not available from the Chancellor's Office LaunchBoard.


### % Attained a Living Wage (2019-20)

Most recent data available are for PY 2019-20.



### % Job Closely Related to Field of Study (2019-20)

Most recent data available are for PY 2018-19.



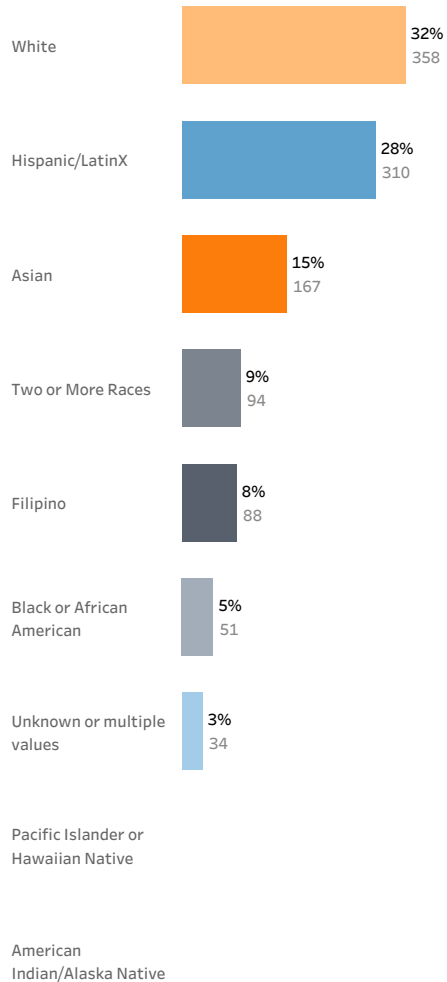
Note: Information as seen in the Chancellor's Office LaunchBoard. If there were fewer than 10 students, the data for the metric were suppressed. If year is missing, data were not available from the Chancellor's Office LaunchBoard.

## Program Fact Sheets

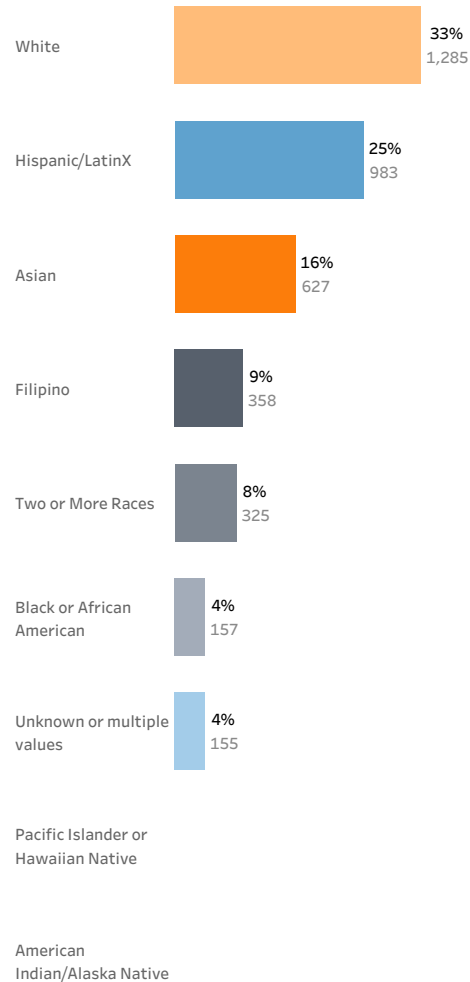
VII. Program Demographics  
2020 - 2021

TOP6 Program Title: **050600 Business Management**  
College: **San Diego Miramar**

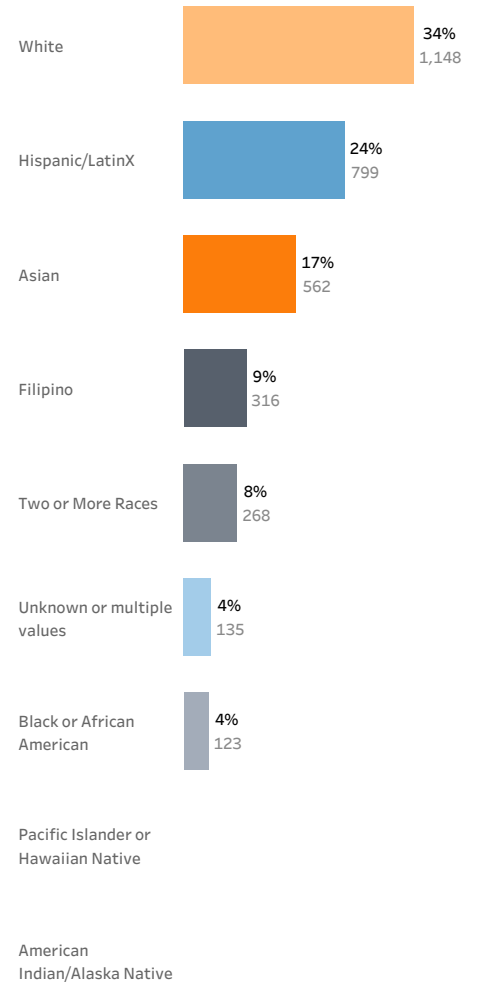
### Enrollments



### Course Retention Rate



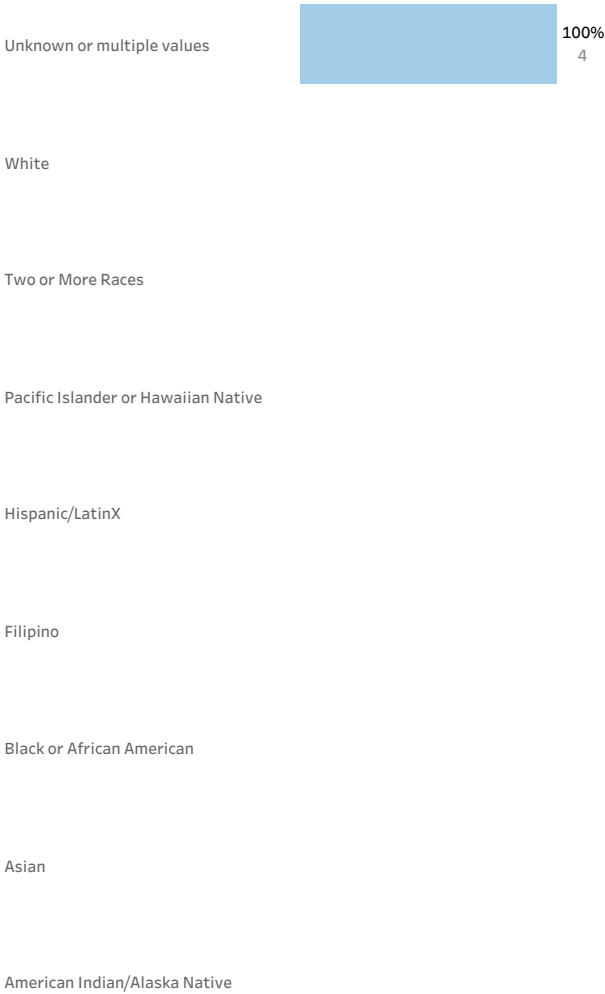
### Course Success Rate



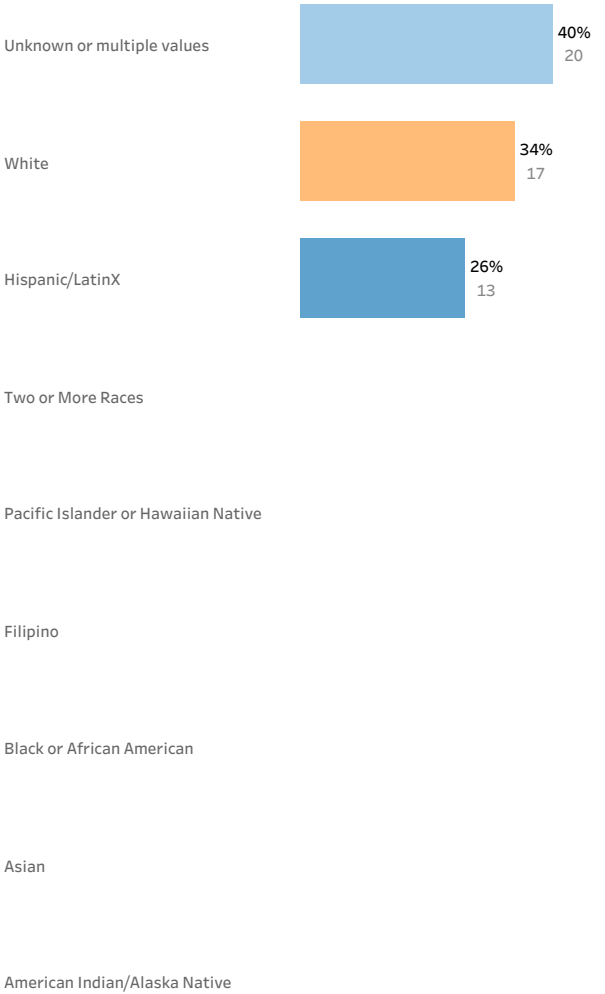
Note: Above, masked values (when data are insufficient) are reported as "Unknown or multiple values".  
Multiple values = Student reported to more than one program.

TOP6 Program Title: 050600 Business Management  
College: San Diego Miramar

Job Closely Related to Field of Study  
(Program Year 2018-19)



Attained the Living Wage  
(Program Year 2019-20)



Note: Above, masked values (when data are insufficient) are reported as "Unknown or multiple values".  
Multiple values = Student reported to more than one program.

### Metric Definitions

**Attained the Living Wage\*** Among CCP students who exited college and did not transfer to any postsecondary institution, the proportion who attained the district county living wage for a single adult measured immediately following academic year of exit

Among students who exited college and did not transfer to any postsecondary institution, the proportion who attained the district county living wage for a single adult measured immediately following academic year of exit

**Course Retention Rate** Among all credit enrollments, percentage of enrollments where students did not withdraw and received a valid grade in the selected year

**Course Success Rate\*** Among all credit enrollments, the percentage of enrollments where students successfully completed the course

**Enrollments** The number of enrollments in courses assigned to the TOP code in the selected year

**Job Closely Related to Field of Study\*** Among CTE students who responded to this CTE Outcomes Survey question(s) and did not transfer to any postsecondary institution, the proportion who reported that they are working in a job very closely or closely related to their field of study

Among students who responded to the CTE Outcomes Survey and did not transfer to any postsecondary institution, the proportion who reported that they are working in a job very closely or closely related to their field of study

**Sections Offered** The number of sections offered in the TOP code in the selected year

# Program Fact Sheets

## I. Overview

### Filters

County	Institution	TOP6 Title	Catalog Name
San Diego	San Diego Miramar	Business Administration	All

Disclaimer: This report should be used to guide program discussions. This cannot be used for the Regional Program Recommendation Process.

TOP6	TOP6 Title	Institution
050500	Business Administration	San Diego Miramar



### San Diego Miramar Crosswalk Occupations for TOP6: 050500

SOC   Occupation	Job Description	Typical Entry-Level Education
11-1011 Chief Executives	Determine and formulate policies and provide overall direction of companies or private and public sector organizations within guidelines set up by a board of directors or similar governing body. Plan, direct, or coordinate operational activities at the highest level of management with the help of subordinate executives and staff managers.	Bachelor's degree
11-1021 General and Operations Managers	Plan, direct, or coordinate the operations of public or private sector organizations, overseeing multiple departments or locations. Duties and responsibilities include formulating policies, managing daily operations, and planning the use of materials and human resources, but are too diverse and general in nature to be classified in any one functional area of management or administration, such as personnel, purchasing, or administrative services. Usually manage through subordinate supervisors. Excludes F..	Bachelor's degree
11-2022 Sales Managers	Plan, direct, or coordinate the actual distribution or movement of a product or service to the customer. Coordinate sales distribution by establishing sales territories, quotas, and goals and establish training programs for sales representatives. Analyze sales statistics gathered by staff to determine sales potential and inventory requirements and monitor the preferences of customers.	Bachelor's degree
11-3012 Administrative Services Managers	Plan, direct, or coordinate one or more administrative services of an organization, such as records and information management, mail distribution, and other office support services. Medical records administrators are included in "Medical and Health Services Managers" (11-9111). Excludes "Facilities Managers" (11-3013) and "Purchasing Managers" (11-3061).	Bachelor's degree
11-3013 Facilities Managers	Plan, direct, or coordinate operations and functionalities of facilities and buildings. May include surrounding grounds or multiple facilities of an organization's campus. Excludes "Administrative Services Managers" (11-3012), "Property, Real Estate, and Community Association Managers" (11-9141), "First-Line Supervisors of Building and Grounds Cleaning and Maintenance Workers" (37-1010), "First-Line Supervisors of Mechanics and Repairers" (49-1011), and "Maintenance and Repair Workers, General..	Bachelor's degree



# Program Fact Sheets

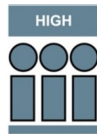
## I. Summary

**TOP6** **TOP6 Title** **Institution**  
 050500 Business Administration San Diego Miramar



Total Demand	Selected/Linked SOC   Occupation (s)	Total TOP Code Supply	Total CIP Code Supply
4,620	11-1011 Chief Executives		
	11-1021 General and Operations Managers		
	11-2022 Sales Managers		
	11-3012 Administrative Services Managers	2,450	6,394
	11-3013 Facilities Managers		

How many annual openings do these occupations have?



How many institutions provide training for these occupations?

1 - 3 Low  
 4 - 7 Medium  
 8+ High

Number of TOP related institutions - 9

Number of CIP related institutions - 22

On average, do these occupations pay above the living wage of \$18.43?



What is the highest expected education level for these occupations?

- ☐ Doctorate Degree
- ☐ Master's Degree
- ☒ Bachelor's Degree
- ☐ Associate Degree
- ☐ Some College or Certificate
- ☐ HS Diploma or Equivalent
- ☐ Less Than a HS Diploma
- ☐ Apprenticeship

## Program Fact Sheets

I. Catalog

**TOP6**      **TOP6 Title**      **Institution**  
050500      Business Administration      San Diego Miramar



### What other programs are coded under this TOP code?\*

Control Number	Catalog Name	Goal	Award
16566	Business Administration	Career Technical Education (CTE) and Transfer	A.S. Degree
22272	Business Administration	CTE (Limited to programs in CTE TOP codes other than ADTs)	Certificate of Achievement: 18 or greater semester(or 27 or greater quarter) units
32568	Business Administration	Transfer (All ADTs and Certificates of Achievement for CSU GE Breadth and IGETC)	A.S. T Degree
41496	Business Administration 2.0	Transfer (All ADTs and Certificates of Achievement for CSU GE Breadth and IGETC)	A.S. T Degree

\*Note: Information as seen in the Chancellor's Office Curriculum Inventory.

ADT = Associate Degree for Transfer

CSU GE = California State University General Education

CTE = Career Technical Education

IGETC = Intersegmental General Education Transfer..

TOP6 Program Title: 050500 Business Administration  
College: San Diego Miramar

Total Demand Sselected/linked occupation(s)	Total TOP Code Supply	Total CIP Code Supply
4,620	2,450	6,394

Annual Job Openings (2022-2027)

SOC   Occupation	
11-1011 Chief Executives	308
11-1021 General and Operations Managers	3,147
11-2022 Sales Managers	701
11-3012 Administrative Services Managers	296
11-3013 Facilities Managers	168
Grand Total	4,620

Total TOP Code Supply\*

Includes all related TOP Codes

\* Note: If number is below Selected TOP Code Supply then there is code misalignment.

TOP6 Code	TOP6 Title	
050650	Retail Store Operations and Management	8
050800	International Business and Trade	5
050900	Marketing and Distribution	35
050100	Business and Commerce, General	103
050500	Business Administration	1,634
050600	Business Management	402
050630	Management Development and Supervision	10
050640	Small Business and Entrepreneurship	190
051440	Office Management	7

Total CIP Code Supply

Includes all related CIP Codes

CIP Code	CIP Title	
52.1101	International Business/Trade/Commerce	238
52.1401	Marketing/Marketing Management, General	176
11.0301	Data Processing and Data Processing Technology/Technici..	8
11.0801	Web Page, Digital/Multimedia and Information Resources ..	48
11.0899	Computer Software and Media Applications, Other	8
30.7102	Business Analytics	21
52.0201	Business Administration and Management, General	5,768
52.0205	Operations Management and Supervision	61
52.0701	Entrepreneurship/Entrepreneurial Studies	66

Selected TOP6 Code Supply

Business Administration (Only)

7,402

Annual Program Awards - Three-Year Average

TOP6 50500

CC Awards (PY19-20 to PY21-22)

Non-CC Awards (PY19-20 to PY20-21)

Community College Non-Community College Total

Refer to Award Type Breakout sheet for a detailed award breakdown.

Institution Name	Awards
Cuyamaca	130
Grossmont	365
MiraCosta	191
Palomar	175
San Diego City	82
San Diego Mesa	307
San Diego Miramar	176
Southwestern	208
Alliant International University-San Diego	77
Ashford University	1,465
California College San Diego	24
California Miramar University	51
California State University-San Marcos	676
John Paul the Great Catholic University	5

Note: Community College awards as seen in the Chancellor's Office Management Information Systems Data Mart. Non-Community College awards as seen in the integrated Postsecondary Education Data System.

Average Entry-Level Wage for Occupation(s) > Living Wage (\$18.43): True

Education, Training, and Wages

SOC   Occupation	Typical Entry-Level Education	Typical On-the-Job Training (OJT)	Entry-Level Wage (25th Percentile)	Median Wage
11-1011 Chief Executives	Bachelor's degree	None	\$53.16	\$87.80
11-1021 General and Operations Managers	Bachelor's degree	None	\$34.69	\$48.84
11-2022 Sales Managers	Bachelor's degree	None	\$37.02	\$60.19
11-3012 Administrative Services Managers	Bachelor's degree	None	\$31.05	\$47.13
11-3013 Facilities Managers	Bachelor's degree	None	\$35.88	\$47.54

## Program Fact Sheets

## II. Labor Market Information, Occupation Demographics

Demographics broken down by San Diego population and occupations within San Diego.

### Guiding Questions:

\* Do enrollment trends differ from the demographics of the occupations? Why do you think these trends exist?

\* Are there any ethnic/racial groups at your institution that are underrepresented when compared to the County?

### Age

County	19-21	22-24	25-34	35-44	45-54	55-64	65+
San Diego	5%	6%	24%	22%	20%	16%	7%

#### SOC | Occupation

11-1011 Chief Executives	0%	1%	7%	22%	29%	27%	15%
11-1021 General and Operations Managers	0%	1%	19%	30%	26%	18%	5%
11-2022 Sales Managers	0%	2%	24%	30%	24%	15%	4%
11-3012 Administrative Services Managers	1%	1%	13%	23%	29%	25%	8%
11-3013 Facilities Managers	1%	1%	12%	22%	29%	26%	8%

### Gender

County	Female	Male
San Diego	47%	53%

#### SOC | Occupation

11-1011 Chief Executives	26%	74%
11-1021 General and Operations Managers	31%	69%
11-2022 Sales Managers	41%	59%
11-3012 Administrative Services Managers	49%	51%
11-3013 Facilities Managers	31%	69%

### Race or Ethnicity

County	Asian	Black or African American	Hispanic or Latinx	Native American or Alaska Native	Native Hawaiian or Other Pacific	Two or More Races	White
San Diego	13%	6%	34%	0%	0%	3%	43%

#### SOC | Occupation

11-1011 Chief Executives	13%	3%	15%	0%	0%	3%	66%
11-1021 General and Operations Managers	10%	3%	24%	0%	0%	3%	59%
11-2022 Sales Managers	11%	2%	22%	0%	0%	3%	61%
11-3012 Administrative Services Managers	9%	5%	27%	0%	1%	4%	54%
11-3013 Facilities Managers	8%	5%	26%	0%	0%	3%	57%

### National Educational Attainment

County	< HS	HS	Some College	Associate	Bachelor's	Master's	PhD or Professional
San Diego	14%	19%	22%	9%	23%	9%	5%

#### SOC | Occupation

11-1011 Chief Executives	2%	8%	14%	5%	41%	24%	7%
11-1021 General and Operations Managers	2%	8%	14%	5%	41%	24%	7%
11-2022 Sales Managers	0%	4%	13%	8%	46%	26%	3%
11-3012 Administrative Services Managers	2%	10%	16%	8%	41%	21%	3%
11-3013 Facilities Managers	11%	33%	20%	11%	21%	4%	1%

## Program Fact Sheets

## II. Labor Market Information, Program Supply

Selected TOP6: **Business Administration**

Total Supply: **7,402**

Annual Program Awards - Three-Year Average (Supply)

■ Community College ■ Non-Community College ■ Total

Institution Name	Cert 16-30	Cert 30-60	AA/AS	ADT	Cert 6-18	Grand Total
Cuyamaca		9	32	89		130
Grossmont	1	112	48	204		365
MiraCosta			1	184	6	191
Palomar				175		175
San Diego City			5	77		82
San Diego Mesa		4	25	278		307
San Diego Miramar	4		28	144		176
Southwestern			8	200		208
<b>Total</b>	<b>5</b>	<b>125</b>	<b>147</b>	<b>1,351</b>	<b>6</b>	<b>1,634</b>

Award Level	Abbreviation	Award Level	Abbreviation
Noncredit award < 48 hours	NC < 48 hrs	Certificate 18 < 30 semester units	Cert 18-30
Noncredit award 48 < 96 hours	NC 48 < 96 hrs	Certificate 30 < 60 semester units	Cert 30-60
Noncredit award 96 < 144 hours	NC 96 < 144 hrs	Certificate 6 < 18 semester units	Cert 6-18
Noncredit award 144 < 192 hours	NC 144 < 192 hrs	Certificate 60+ semester units	Cert 60+
Noncredit award 192 < 288 hours	NC 192 < 288 hrs	Certificates of Less than 1 yr	Cert 1 <
Noncredit award 288 < 480 hours	NC 288 < 480 hrs	Certificates of at least 1 but less than 2 years	Cert 1 < 2 yrs
Noncredit award 480 < 960 hours	NC 480 < 960 hrs	Certificates of at least 2 but less than 4 years	Cert 2 < 4 yrs
Noncredit award 960+ hours	NC 960+ hrs	Associate Degree	AA/AS
Noncredit award	NC	Associate for Transfer Degree	ADT
Award < 1 academic yr	Award < 1 yr	Postsecondary awards	Postsecondary
Award 1 < 2 academic yrs	Award 1 < 2 yrs	Bachelor's Degree	BA/BS
Award 2 < 4 academic yrs	Award 2 < 4 yrs	Postbaccalaureate certificate	Post BA/BS
Credit Award, < 6 semester units	Credit < 6	Master's degree	MA/MS
Certificate 8 < 16 semester units	Cert 8-16	Post-master's certificate	Post MA/MS
Certificate 12 < 18 semester units	Cert 12-18	Doctor's degree	Doct
Certificate 16 < 30 semester units	Cert 16-30		

Note: Community College awards as seen in the Chancellor's Office Management Information Systems Data Mart. Non-Community College awards as seen in the integrated Postsecondary Education Data System.

Total Supply: **7,402**

Community.. ■ Community Coll.. ■ Total

TOP6 Program Title: 050500 Business Administration  
College: San Diego Miramar

## Program Fact Sheets

### III. Enrollment

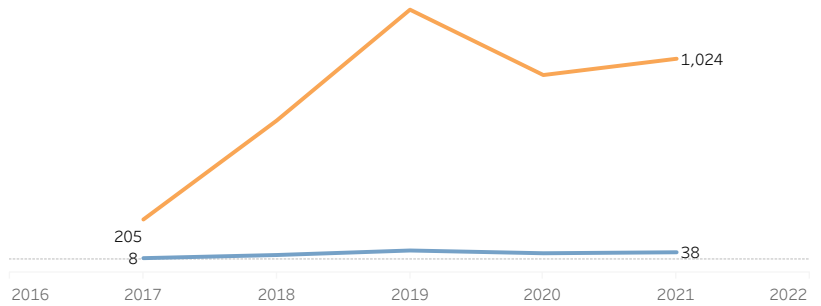
TOP6 Program Title: **050500 Business Administration**  
College: **San Diego Miramar**

Program Year  
2020-21

#### Enrollment Trends

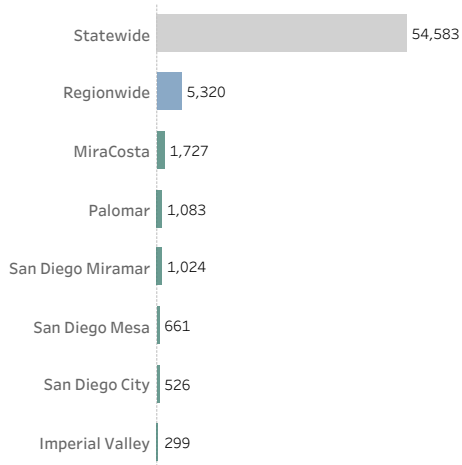
	Enrollments	Sections Offered
2011-12		
2012-13		
2013-14		
2014-15		
2015-16		
2016-17	205	8
2017-18	709	24
2018-19	1,274	47
2019-20	941	33
2020-21	1,024	38

#### Enrollment Trends

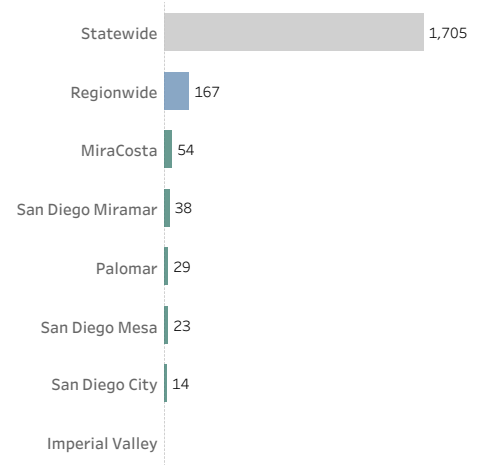


Note: Information as seen in the Chancellor's Office LaunchBoard. If there were fewer than 10 students, the data for the metric were suppressed.

#### # Course Enrollments (2020-21)



#### # Course Sections (2020-21)

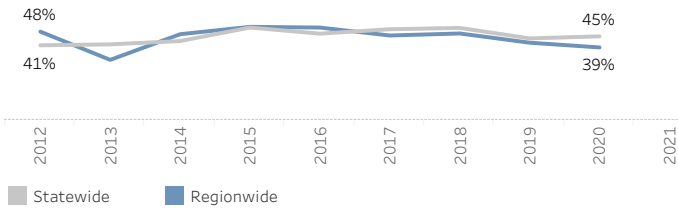


Note: Information as seen in the Chancellor's Office LaunchBoard. If there were fewer than 10 students, the data for the metric were suppressed.

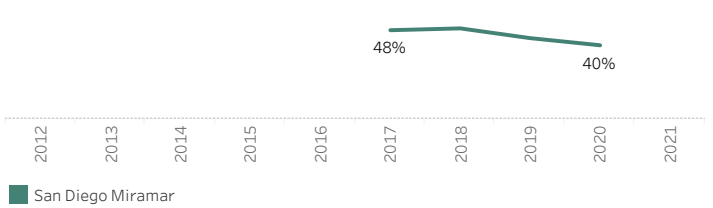
TOP6 Program Title: **050500 Business Administration**  
College: **San Diego Miramar**

Program Year  
2019-20

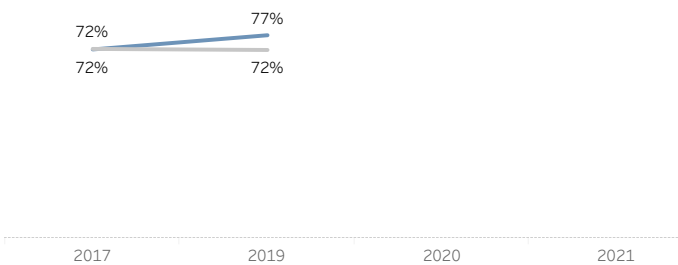
% Attained the Living Wage\*



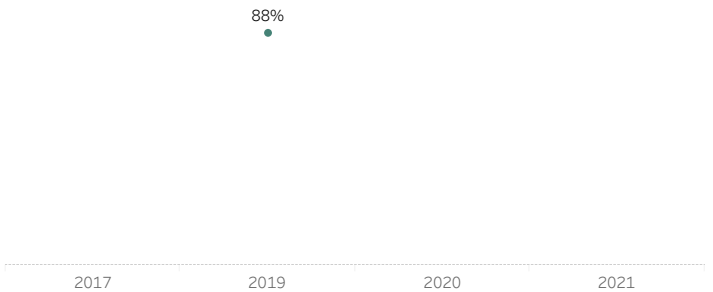
% Attained the Living Wage\*



% Job Closely Related to Field of Study\*



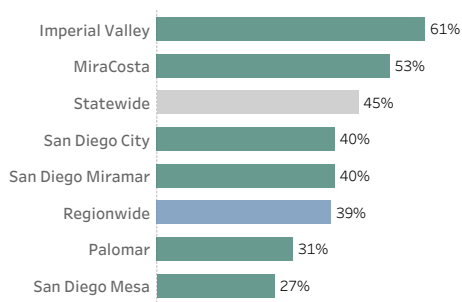
% Job Closely Related to Field of Study\*



Note: Information as seen in the Chancellor's Office LaunchBoard. If there were fewer than 10 students, the data for the metric were suppressed. If year is missing, data were not available from the Chancellor's Office LaunchBoard.

% Attained a Living Wage (2019-20)

Most recent data available are for PY 2019-20.



% Job Closely Related to Field of Study (2019-20)

Most recent data available are for PY 2018-19.



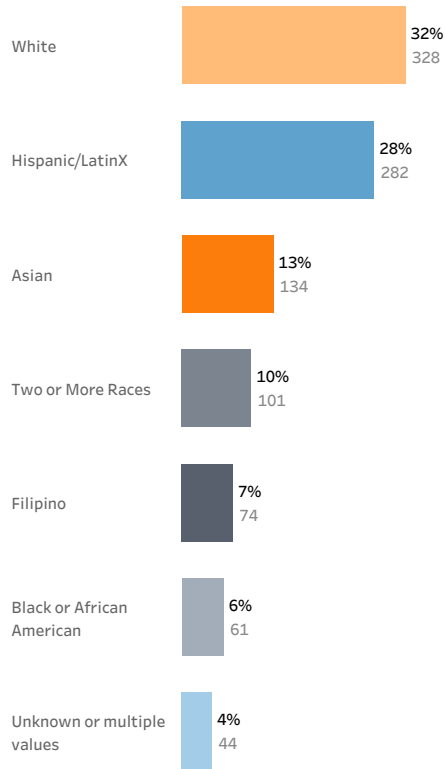
Note: Information as seen in the Chancellor's Office LaunchBoard. If there were fewer than 10 students, the data for the metric were suppressed. If year is missing, data were not available from the Chancellor's Office LaunchBoard.

## Program Fact Sheets

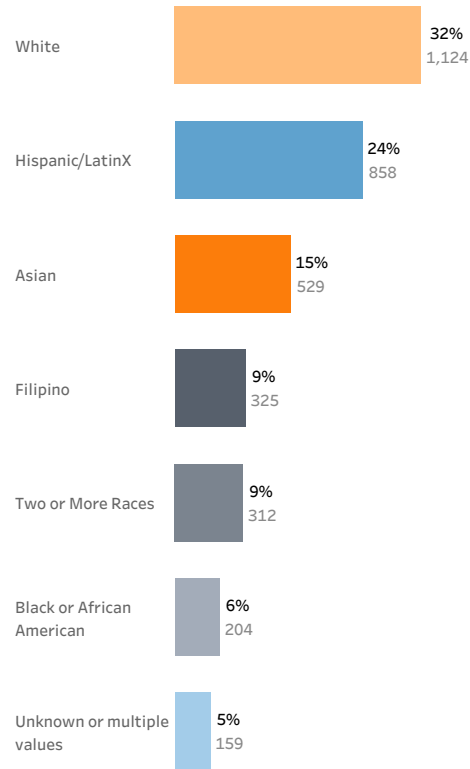
VII. Program Demographics  
2020 - 2021

TOP6 Program Title: **050500 Business Administration**  
College: **San Diego Miramar**

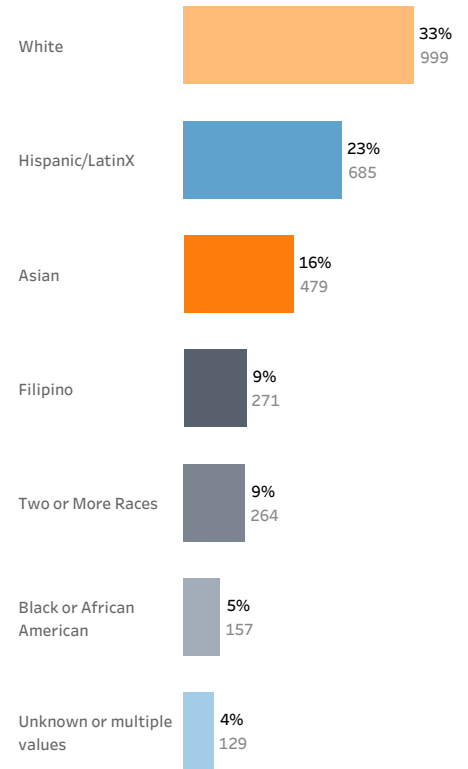
### Enrollments



### Course Retention Rate



### Course Success Rate



Pacific Islander or  
Hawaiian Native

Pacific Islander or  
Hawaiian Native

Pacific Islander or  
Hawaiian Native

American  
Indian/Alaska Native

American  
Indian/Alaska Native

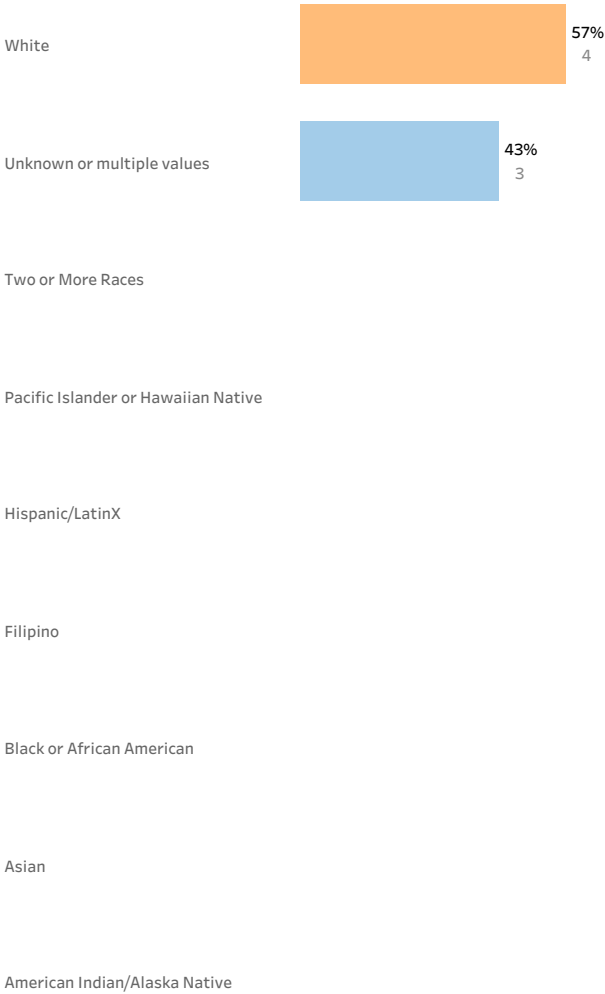
American  
Indian/Alaska Native

Note: Above, masked values (when data are insufficient) are reported as "Unknown or multiple values".  
Multiple values = Student reported to more than one program.

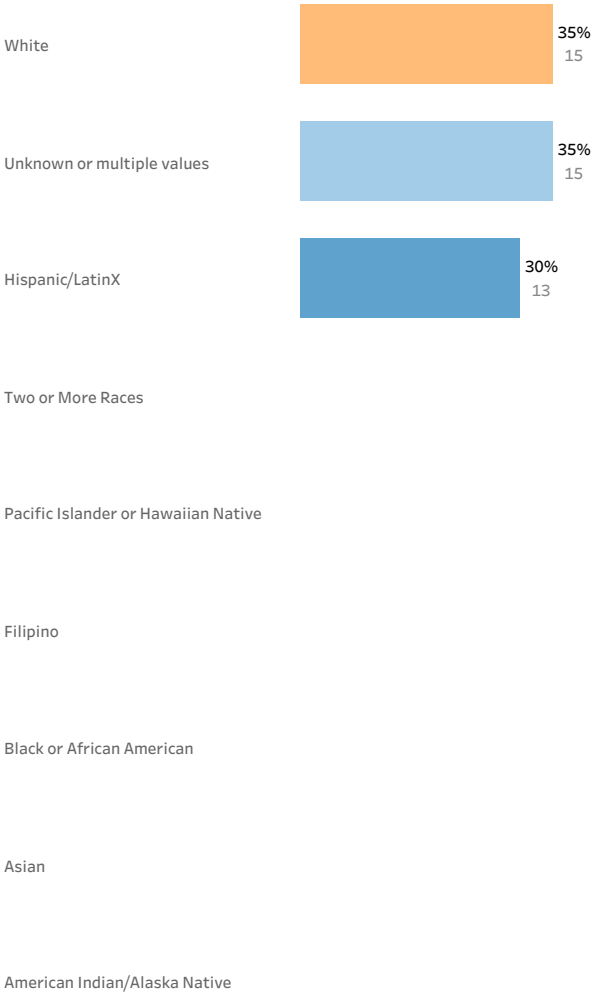


TOP6 Program Title: 050500 Business Administration  
College: San Diego Miramar

Job Closely Related to Field of Study  
(Program Year 2018-19)



Attained the Living Wage  
(Program Year 2019-20)



Note: Above, masked values (when data are insufficient) are reported as "Unknown or multiple values".  
Multiple values = Student reported to more than one program.

### Metric Definitions

**Attained the Living Wage\*** Among CCP students who exited college and did not transfer to any postsecondary institution, the proportion who attained the district county living wage for a single adult measured immediately following academic year of exit

Among students who exited college and did not transfer to any postsecondary institution, the proportion who attained the district county living wage for a single adult measured immediately following academic year of exit

**Course Retention Rate** Among all credit enrollments, percentage of enrollments where students did not withdraw and received a valid grade in the selected year

**Course Success Rate\*** Among all credit enrollments, the percentage of enrollments where students successfully completed the course

**Enrollments** The number of enrollments in courses assigned to the TOP code in the selected year

**Job Closely Related to Field of Study\*** Among CTE students who responded to this CTE Outcomes Survey question(s) and did not transfer to any postsecondary institution, the proportion who reported that they are working in a job very closely or closely related to their field of study

Among students who responded to the CTE Outcomes Survey and did not transfer to any postsecondary institution, the proportion who reported that they are working in a job very closely or closely related to their field of study

**Sections Offered** The number of sections offered in the TOP code in the selected year

# Program Fact Sheets

## I. Overview

### Filters

County	Institution	TOP6 Title	Catalog Name
San Diego	San Diego Miramar	Child Development Admini..	All

Disclaimer: This report should be used to guide program discussions. This cannot be used for the Regional Program Recommendation Process.

TOP6	TOP6 Title	Institution
130580	Child Development Administration and Manageme..	San Diego Miramar



### San Diego Miramar Crosswalk Occupations for TOP6: 130580

SOC   Occupation	Job Description	Typical Entry-Level Education
11-9031 Education and Childcare Administrators, Preschool and Daycare	Plan, direct, or coordinate academic or nonacademic activities of preschools or childcare centers and programs, including before- and after-school care. Excludes "Preschool Teachers, Except Special Education" (25-2011) and "Childcare Workers" (39-9011).	Bachelor's degree
39-9011 Childcare Workers	Attend to children at schools, businesses, private households, and childcare institutions. Perform a variety of tasks, such as dressing, feeding, bathing, and overseeing play. Excludes "Preschool Teachers, Except Special Education" (25-2011) and "Teaching Assistants, Preschool, Elementary, Middle, and Secondary School, Except Special Education" (25-9042).	High school diploma or equivalent

# Program Fact Sheets

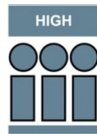
## I. Summary

**TOP6** **TOP6 Title** **Institution**  
 130580 Child Development Administration and Manageme.. San Diego Miramar



Total Demand	Selected/Linked SOC   Occupation (s)	Total TOP Code Supply	Total CIP Code Supply
2,794	11-9031 Education and Childcare Administrators, Preschool and Daycare	692	2,241
	39-9011 Childcare Workers		

How many annual openings do these occupations have?



How many institutions provide training for these occupations?

1 - 3 Low  
 4 - 7 Medium  
 8+ High

Number of TOP related institutions - 9

Number of CIP related institutions - 10

On average, do these occupations pay above the living wage of \$18.43?



What is the highest expected education level for these occupations?

- ☐ Doctorate Degree
- ☐ Master's Degree
- ☒ Bachelor's Degree
- ☐ Associate Degree
- ☐ Some College or Certificate
- ☐ HS Diploma or Equivalent
- ☐ Less Than a HS Diploma
- ☐ Apprenticeship

## Program Fact Sheets

### I. Catalog

TOP6	TOP6 Title	Institution
130580	Child Development Administration and Manageme..	San Diego Miramar



### What other programs are coded under this TOP code?\*

Control Number	Catalog Name	Goal	Award
16629	Site Supervisor	CTE (Limited to programs in CTE TOP codes other than ADTs)	A.S. Degree
43118	Early Education Entrepreneurship	CTE (Limited to programs in CTE TOP codes other than ADTs)	Certificate of Achievement requiring 16 to less than 30 semester units or 24 to less than 45 quarter units
43120	Early Education Entrepreneurship	CTE (Limited to programs in CTE TOP codes other than ADTs)	A.S. Degree

\*Note: Information as seen in the Chancellor's Office Curriculum Inventory.

ADT = Associate Degree for Transfer

CSU GE = California State University General Education

CTE = Career Technical Education

IGETC = Intersegmental General Education Transfer..

Total Demand Sselected/linked occupation(s)	Total TOP Code Supply	Total CIP Code Supply
2,794	692	2,241

Annual Job Openings (2022-2027)

SOC   Occupation	
11-9031 Education and Childcare Administrators, Preschool and Daycare	88
39-9011 Childcare Workers	2,706
Grand Total	2,794

Total TOP Code Supply\*

Includes all related TOP Codes

\* Note: If number is below Selected TOP Code Supply then there is code misalignment.

TOP6 Code	TOP6 Title	
130580	Child Development Administration and Management	28
130500	Child Development/Early Care and Education	408
130540	Preschool Age Children	214
130550	The School Age Child	7
130590	Infants and Toddlers	35
Grand Total		692

Total CIP Code Supply

Includes all related CIP Codes

CIP Code	CIP Title	
13.0401	Educational Leadership and Administration, General	455
13.121	Early Childhood Education and Teaching	1,592
19.0706	Child Development	194
Grand Total		2,241

Selected TOP6 Code Supply

Child Development Administration and Management (Only)

483



Annual Program Awards - Three-Year Average

TOP6 130580

CC Awards (PY19-20 to PY21-22)

Non-CC Awards (PY19-20 to PY20-21)

Community College Non-Community College Total

Refer to Award Type Breakout sheet for a detailed award breakdown.

Institution Name	Awards
Grossmont	8
MiraCosta	7
Palomar	7
San Diego City	2
San Diego Miramar	4
Alliant International University-San Diego	4
Ashford University	142
California State University-San Marcos	11
High Tech High Graduate School of Education	18
National University	172
Northcentral University	47
San Diego State University	19
United States University	8
University of San Diego	24

Note: Community College awards as seen in the Chancellor's Office Management Information Systems Data Mart. Non-Community College awards as seen in the integrated Postsecondary Education Data System.

Average Entry-Level Wage for Occupation(s) > Living Wage (\$18.43): False



Education, Training, and Wages

SOC   Occupation	Typical Entry-Level Education	Typical On-the-Job Training (OJT)	Entry-Level Wage (25th Percentile)	Median Wage
11-9031 Education and Childcare Administrators, Preschool and Daycare	Bachelor's degree	None	\$21.10	\$23.98
39-9011 Childcare Workers	High school diploma or equivalent	Short-term OJT	\$14.00	\$14.54

Demographics broken down by San Diego population and occupations within San Diego.

### Guiding Questions:

- \* Do enrollment trends differ from the demographics of the occupations? Why do you think these trends exist?
- \* Are there any ethnic/racial groups at your institution that are underrepresented when compared to the County?

### Age

County	19-21	22-24	25-34	35-44	45-54	55-64	65+
San Diego	5%	6%	24%	22%	20%	16%	7%

### SOC | Occupation

11-9031 Education and Childcare Administrators, Pre..	0%	2%	17%	26%	26%	20%	7%
39-9011 Childcare Workers	8%	8%	17%	18%	22%	19%	7%

### Gender

County	Female	Male
San Diego	47%	53%

### SOC | Occupation

11-9031 Education and Childcare Administrators, Preschool and Daycare	75%	25%
39-9011 Childcare Workers	93%	7%

### Race or Ethnicity

County	Asian	Black or African American	Hispanic or Latinx	Native American or Alaska Native	Native Hawaiian or Other Pacific	Two or More Races	White
San Diego	13%	6%	34%	0%	0%	3%	43%

### SOC | Occupation

11-9031 Education and Childcare Administrators, Pre..	8%	7%	35%	0%	0%	3%	47%
39-9011 Childcare Workers	9%	5%	50%	0%	0%	4%	32%

### National Educational Attainment

County	< HS	HS	Some College	Associate	Bachelor's	Master's	PhD or Professional
San Diego	14%	19%	22%	9%	23%	9%	5%




### SOC | Occupation

11-9031 Education and Childcare Administrators, Presc..	1%	14%	24%	11%	41%	8%	2%
39-9011 Childcare Workers	1%	17%	22%	10%	36%	11%	3%

## Selected TOP6: Child Development Administration and Management

Total Supply: 483

## Annual Program Awards - Three-Year Average (Supply)



 Community College
  Non-Community College
  Total

Institution Name	Cert 30-60	AA/AS	Grand Total
Grossmont	4	4	8
MiraCosta	3	4	7
Palomar	4	3	7
San Diego City		2	2
San Diego Miramar		4	4
Total	11	17	28

Award Level	Abbreviation	Award Level	Abbreviation
Noncredit award < 48 hours	NC < 48 hrs	Certificate 18 < 30 semester units	Cert 18-30
Noncredit award 48 < 96 hours	NC 48 < 96 hrs	Certificate 30 < 60 semester units	Cert 30-60
Noncredit award 96 < 144 hours	NC 96 < 144 hrs	Certificate 6 < 18 semester units	Cert 6-18
Noncredit award 144 < 192 hours	NC 144 < 192 hrs	Certificate 60+ semester units	Cert 60+
Noncredit award 192 < 288 hours	NC 192 < 288 hrs	Certificates of Less than 1 yr	Cert 1 <
Noncredit award 288 < 480 hours	NC 288 < 480 hrs	Certificates of at least 1 but less than 2 years	Cert 1 < 2 yrs
Noncredit award 480 < 960 hours	NC 480 < 960 hrs	Certificates of at least 2 but less than 4 years	Cert 2 < 4 yrs
Noncredit award 960+ hours	NC 960+ hrs	Associate Degree	AA/AS
Noncredit award	NC	Associate for Transfer Degree	ADT
Award < 1 academic yr	Award < 1 yr	Postsecondary awards	Postsecondary
Award 1 < 2 academic yrs	Award 1 < 2 yrs	Bachelor's Degree	BA/BS
Award 2 < 4 academic yrs	Award 2 < 4 yrs	Postbaccalaureate certificate	Post BA/BS
Credit Award, < 6 semester units	Credit < 6	Master's degree	MA/MS
Certificate 8 < 16 semester units	Cert 8-16	Post-master's certificate	Post MA/MS
Certificate 12 < 18 semester units	Cert 12-18	Doctor's degree	Doct
Certificate 16 < 30 semester units	Cert 16-30		

Note: Community College awards as seen in the Chancellor's Office Management Information Systems Data Mart. Non-Community College awards as seen in the integrated Postsecondary Education Data System.

Total Supply: 483

 Community..  Community Coll..  Total

TOP6 Program Title: 130580 Child Development Administration and Management  
 College: San Diego Miramar



## Program Fact Sheets

### III. Enrollment

TOP6 Program Title: **130580 Child Development Administration and Management**  
 College: **San Diego Miramar**

Program Year  
2020-21

#### Enrollment Trends

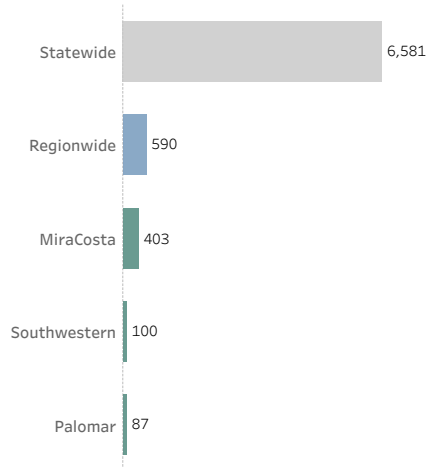
	Enrollments	Sections Offered
2011-12		
2012-13		
2013-14		
2014-15		
2015-16		
2016-17		
2017-18		

#### Enrollment Trends

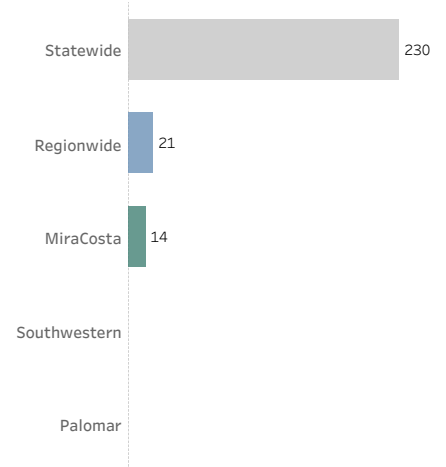


Note: Information as seen in the Chancellor's Office LaunchBoard. If there were fewer than 10 students, the data for the metric were suppressed.

#### # Course Enrollments (2020-21)



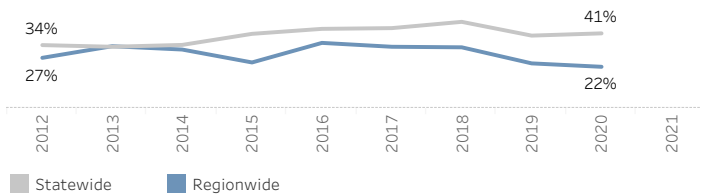
#### # Course Sections (2020-21)




Note: Information as seen in the Chancellor's Office LaunchBoard. If there were fewer than 10 students, the data for the metric were suppressed.

TOP6 Program Title: **130580 Child Development Administration and Management**  
 College: **San Diego Miramar** Program Year  
2019-20

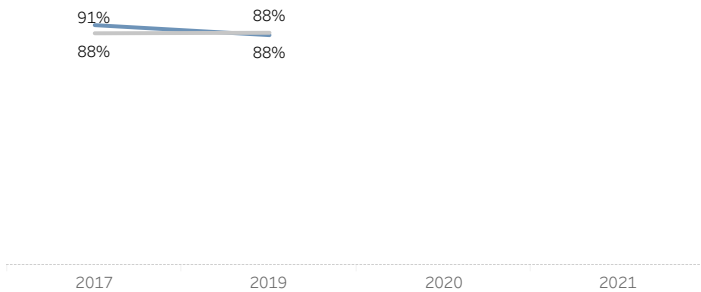
% Attained the Living Wage\*



% Attained the Living Wage\*



% Job Closely Related to Field of Study\*

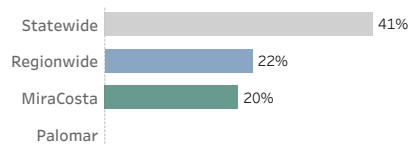


% None

Note: Information as seen in the Chancellor's Office LaunchBoard. If there were fewer than 10 students, the data for the metric were suppressed. If year is missing, data were not available from the Chancellor's Office LaunchBoard.


% Attained a Living Wage (2019-20)

Most recent data available are for PY 2019-20.



% Job Closely Related to Field of Study (2019-20)

Most recent data available are for PY 2018-19.



Note: Information as seen in the Chancellor's Office LaunchBoard. If there were fewer than 10 students, the data for the metric were suppressed. If year is missing, data were not available from the Chancellor's Office LaunchBoard.

TOP6 Program Title: 130580 Child Development Administration and Management  
College: San Diego Miramar

None

None

None

Note: Above, masked values (when data are insufficient) are reported as "Unknown or multiple values".  
Multiple values = Student reported to more than one program.

TOP6 Program Title: 130580 Child Development Administration and Management  
College: San Diego Miramar

None  
(Program Year 2018-19)

None  
(Program Year 2019-20)

Note: Above, masked values (when data are insufficient) are reported as "Unknown or multiple values".  
Multiple values = Student reported to more than one program.

### Metric Definitions

**Attained the Living Wage\*** Among CCP students who exited college and did not transfer to any postsecondary institution, the proportion who attained the district county living wage for a single adult measured immediately following academic year of exit

Among students who exited college and did not transfer to any postsecondary institution, the proportion who attained the district county living wage for a single adult measured immediately following academic year of exit

**Course Retention Rate** Among all credit enrollments, percentage of enrollments where students did not withdraw and received a valid grade in the selected year

**Course Success Rate\*** Among all credit enrollments, the percentage of enrollments where students successfully completed the course

**Enrollments** The number of enrollments in courses assigned to the TOP code in the selected year

**Job Closely Related to Field of Study\*** Among CTE students who responded to this CTE Outcomes Survey question(s) and did not transfer to any postsecondary institution, the proportion who reported that they are working in a job very closely or closely related to their field of study

Among students who responded to the CTE Outcomes Survey and did not transfer to any postsecondary institution, the proportion who reported that they are working in a job very closely or closely related to their field of study

**Sections Offered** The number of sections offered in the TOP code in the selected year

# Program Fact Sheets

## I. Overview

### Filters

County	Institution	TOP6 Title	Catalog Name
San Diego	San Diego Miramar	Commercial Music	All

Disclaimer: This report should be used to guide program discussions. This cannot be used for the Regional Program Recommendation Process.

TOP6	TOP6 Title	Institution
100500	Commercial Music	San Diego Miramar



### San Diego Miramar Crosswalk Occupations for TOP6: 100500

SOC   Occupation	Job Description	Typical Entry-Level Education
27-1019 Artists and Related Workers, All Other	All artists and related workers not listed separately.	No formal educational credential
27-2012 Producers and Directors	Produce or direct stage, television, radio, video, or film productions for entertainment, information, or instruction. Responsible for creative decisions, such as interpretation of script, choice of actors or guests, set design, sound, special effects, and choreography.	Bachelor's degree
27-4011 Audio and Video Technicians	Set up, maintain, and dismantle audio and video equipment, such as microphones, sound speakers, connecting wires and cables, sound and mixing boards, video cameras, video monitors and servers, and related electronic equipment for live or recorded events, such as concerts, meetings, conventions, presentations, podcasts, news conferences, and sporting events. Excludes "Sound Engineering Technicians" (27-4014), "Lighting Technicians" (27-4015), and "Audiovisual Equipment Installers a..	Postsecondary non-degree award
27-4014 Sound Engineering Technicians	Assemble and operate equipment to record, synchronize, mix, edit, or reproduce sound, including music, voices, or sound effects, for theater, video, film, television, podcasts, sporting events, and other productions. Excludes "Audio and Video Technicians" (27-4011).	Postsecondary non-degree award
49-2097 Audiovisual Equipment Installers and Repairers	Install, repair, or adjust audio or television receivers, stereo systems, camcorders, video systems, or other electronic entertainment equipment in homes or other venues. May perform routine maintenance. Excludes "Audio and Video Technicians" (27-4011).	Postsecondary non-degree award

# Program Fact Sheets

## I. Summary

**TOP6** **TOP6 Title** **Institution**  
 100500 Commercial Music San Diego Miramar



Total Demand	Selected/Linked SOC   Occupation (s)	Total TOP Code Supply	Total CIP Code Supply
272	27-1019 Artists and Related Workers, All Other	167	215
	27-2012 Producers and Directors		
	27-4011 Audio and Video Technicians		
	27-4014 Sound Engineering Technicians		
	49-2097 Audiovisual Equipment Installers and Repairers		

How many annual openings do these occupations have?



How many institutions provide training for these occupations?

1 - 3 Low  
 4 - 7 Medium  
 8+ High

Number of TOP related institutions - 7  
 Number of CIP related institutions - 7

On average, do these occupations pay above the living wage of \$18.43?



What is the highest expected education level for these occupations?

- ☐ Doctorate Degree
- ☐ Master's Degree
- ☒ Bachelor's Degree
- ☐ Associate Degree
- ☐ Some College or Certificate
- ☐ HS Diploma or Equivalent
- ☐ Less Than a HS Diploma
- ☐ Apprenticeship

## Program Fact Sheets

### I. Catalog

<b>TOP6</b>	<b>TOP6 Title</b>	<b>Institution</b>
100500	Commercial Music	San Diego Miramar



### What other programs are coded under this TOP code?\*

Control Number	Catalog Name	Goal	Award
35204	Audio Production and Engineering	CTE (Limited to programs in CTE TOP codes other than ADTs)	A.S. Degree
35288	Audio Production and Engineering	CTE (Limited to programs in CTE TOP codes other than ADTs)	Certificate of Achievement: 18 or greater semester(or 27 or greater quarter) units

\*Note: Information as seen in the Chancellor's Office Curriculum Inventory.

ADT = Associate Degree for Transfer

CSU GE = California State University General Education

CTE = Career Technical Education

IGETC = Intersegmental General Education Transfer..

TOP6 Program Title: 100500 Commercial Music  
College: San Diego Miramar



Total Demand Sselected/linked occupation(s)	Total TOP Code Supply	Total CIP Code Supply
272	167	215

Annual Job Openings (2022-2027)

SOC   Occupation	
27-1019 Artists and Related Workers, All Other	18
27-2012 Producers and Directors	127
27-4011 Audio and Video Technicians	90
27-4014 Sound Engineering Technicians	12
49-2097 Audiovisual Equipment Installers and Repairers	25
Grand Total	272

Total TOP Code Supply\*

Includes all related TOP Codes

\* Note: If number is below Selected TOP Code Supply then there is code misalignment.

TOP6 Code	TOP6 Title	
109900	Other Fine and Applied Arts	6
060410	Radio	10
060400	Radio and Television	9
060420	Television (including combined TV/film/video)	73
061220	Film Production	19
061440	Animation	13
100500	Commercial Music	33
100600	Technical Theater	4
Grand Total		167

Total CIP Code Supply

Includes all related CIP Codes

CIP Code	CIP Title	
50.9999	Visual and Performing Arts, Other	1
9.0701	Radio and Television	71
10.0304	Animation, Interactive Technology, Video Graphics, and S..	10
50.0502	Technical Theatre/Theatre Design and Technology	6
50.0507	Directing and Theatrical Production	5
50.0602	Cinematography and Film/Video Production	42
50.0903	Music Performance, General	77
50.0913	Music Technology	3
Grand Total		215

Selected TOP6 Code Supply

Commercial Music (Only)

112

Annual Program Awards - Three-Year Average

TOP6 100500

CC Awards (PY19-20 to PY21-22)

Non-CC Awards (PY19-20 to PY20-21)

Community College Non-Community College Total  
Refer to Award Type Breakout sheet for a detailed award breakdown.

Institution Name	Awards
MiraCosta	20
San Diego City	7
San Diego Miramar	4
Southwestern	2
Point Loma Nazarene University	3
San Diego State University	73
University of California-San Diego	3
Grand Total	112

Note: Community College awards as seen in the Chancellor's Office Management Information Systems Data Mart. Non-Community College awards as seen in the integrated Postsecondary Education Data System.

Average Entry-Level Wage for Occupation(s) > Living Wage (\$18.43): True

Education, Training, and Wages

SOC   Occupation	Typical Entry-Level Education	Typical On-the-Job Training (OJT)	Entry-Level Wage (25th Percentile)	Median Wage
27-1019 Artists and Related Workers, All Other	No formal educational credential	Long-term OJT	\$9.18	\$25.37
27-2012 Producers and Directors	Bachelor's degree	None	\$23.48	\$36.80
27-4011 Audio and Video Technicians	Postsecondary non-degree award	Short-term OJT	\$22.24	\$23.50
27-4014 Sound Engineering Technicians	Postsecondary non-degree award	Short-term OJT	\$23.77	\$30.17
49-2097 Audiovisual Equipment Installers and Repairers	Postsecondary non-degree award	Short-term OJT	\$17.84	\$20.91

## Program Fact Sheets

## II. Labor Market Information, Occupation Demographics

Demographics broken down by San Diego population and occupations within San Diego.

### Guiding Questions:

- \* Do enrollment trends differ from the demographics of the occupations? Why do you think these trends exist?
- \* Are there any ethnic/racial groups at your institution that are underrepresented when compared to the County?

### Age

County	19-21	22-24	25-34	35-44	45-54	55-64	65+
San Diego	5%	6%	24%	22%	20%	16%	7%

#### SOC | Occupation

27-1019	Artists and Related Workers, All Other	0%	0%	24%	20%	18%	16%	12%
27-2012	Producers and Directors	0%	4%	28%	29%	21%	13%	4%
27-4011	Audio and Video Technicians	5%	7%	30%	23%	18%	13%	4%
27-4014	Sound Engineering Technicians	0%	0%	28%	24%	18%	15%	0%
49-2097	Audiovisual Equipment Installers and Repair..	0%	6%	31%	25%	19%	11%	0%

### Gender

County	Female	Male
San Diego	47%	53%

#### SOC | Occupation

27-1019	Artists and Related Workers, All Other	48%	52%
27-2012	Producers and Directors	40%	60%
27-4011	Audio and Video Technicians	11%	89%
27-4014	Sound Engineering Technicians	10%	90%
49-2097	Audiovisual Equipment Installers and Repairers	96%	

### Race or Ethnicity

County	Asian	Black or African American	Hispanic or Latinx	Native American or Alaska Native	Native Hawaiian or Other Pacific	Two or More Races	White
San Diego	13%	6%	34%	0%	0%	3%	43%

#### SOC | Occupation

27-1019	Artists and Related Workers, All Other	10%	0%	19%	0%	0%	0%	61%
27-2012	Producers and Directors	8%	4%	21%	0%	0%	4%	63%
27-4011	Audio and Video Technicians	8%	6%	27%	0%	0%	4%	54%
27-4014	Sound Engineering Technicians	0%	0%	25%	0%	0%	0%	59%
49-2097	Audiovisual Equipment Installers and Repair..	10%	4%	42%	0%	0%	0%	41%

### National Educational Attainment

County	< HS	HS	Some College	Associate	Bachelor's	Master's	PhD or Professional
San Diego	14%	19%	22%	9%	23%	9%	5%

#### SOC | Occupation

27-1019	Artists and Related Workers, All Other	3%	21%	27%	13%	27%	8%	1%
27-2012	Producers and Directors	2%	23%	31%	13%	23%	7%	1%
27-4011	Audio and Video Technicians	50%	28%	11%	4%	6%	1%	0%
27-4014	Sound Engineering Technicians	21%	41%	20%	5%	10%	2%	0%
49-2097	Audiovisual Equipment Installers and Repairers	16%	36%	33%	4%	10%	1%	0%

## Program Fact Sheets

## II. Labor Market Information, Program Supply

Selected TOP6: **Commercial Music**

Total Supply: **112**

Annual Program Awards - Three-Year Average (Supply)

■ Community College ■ Non-Community College ■ Total

Institution Name	Cert 16-30	AA/AS	BA/BS	Post BA/BS	MA/MS	Cert 6-18	Doctor's degree - research/scholarship	Grand Total
MiraCosta	10	9				1		20
San Diego City	2	5						7
San Diego Miramar	1	3						4
Southwestern	1	1						2
Point Loma Nazarene University			4					4
San Diego State University			60	1	12			73
University of California-San Diego							3	3
<b>Total</b>	<b>14</b>	<b>18</b>	<b>64</b>	<b>1</b>	<b>12</b>	<b>1</b>	<b>3</b>	<b>113</b>

Award Level	Abbreviation	Award Level	Abbreviation
Noncredit award < 48 hours	NC < 48 hrs	Certificate 18 < 30 semester units	Cert 18-30
Noncredit award 48 < 96 hours	NC 48 < 96 hrs	Certificate 30 < 60 semester units	Cert 30-60
Noncredit award 96 < 144 hours	NC 96 < 144 hrs	Certificate 6 < 18 semester units	Cert 6-18
Noncredit award 144 < 192 hours	NC 144 < 192 hrs	Certificate 60+ semester units	Cert 60+
Noncredit award 192 < 288 hours	NC 192 < 288 hrs	Certificates of Less than 1 yr	Cert 1 <
Noncredit award 288 < 480 hours	NC 288 < 480 hrs	Certificates of at least 1 but less than 2 years	Cert 1 < 2 yrs
Noncredit award 480 < 960 hours	NC 480 < 960 hrs	Certificates of at least 2 but less than 4 years	Cert 2 < 4 yrs
Noncredit award 960+ hours	NC 960+ hrs	Associate Degree	AA/AS
Noncredit award	NC	Associate for Transfer Degree	ADT
Award < 1 academic yr	Award < 1 yr	Postsecondary awards	Postsecondary
Award 1 < 2 academic yrs	Award 1 < 2 yrs	Bachelor's Degree	BA/BS
Award 2 < 4 academic yrs	Award 2 < 4 yrs	Postbaccalaureate certificate	Post BA/BS
Credit Award, < 6 semester units	Credit < 6	Master's degree	MA/MS
Certificate 8 < 16 semester units	Cert 8-16	Post-master's certificate	Post MA/MS
Certificate 12 < 18 semester units	Cert 12-18	Doctor's degree	Doct
Certificate 16 < 30 semester units	Cert 16-30		

Note: Community College awards as seen in the Chancellor's Office Management Information Systems Data Mart. Non-Community College awards as seen in the integrated Postsecondary Education Data System.

Total Supply: **112**

Community.. ■ Community Coll.. ■ Other ■ Total

TOP6 Program Title: **100500 Commercial Music**  
College: **San Diego Miramar**

## Program Fact Sheets

### III. Enrollment

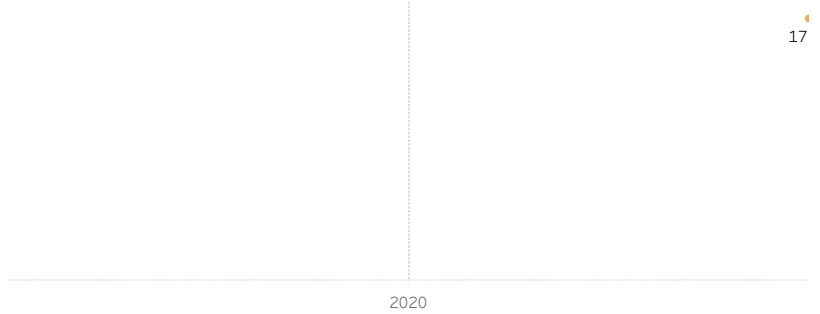
TOP6 Program Title: **100500 Commercial Music**  
College: **San Diego Miramar**

Program Year  
2020-21

#### Enrollment Trends

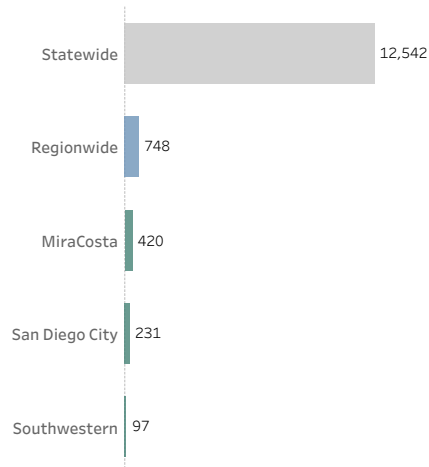
	Enrollments	Sections Offered
2011-12		
2012-13		
2013-14		
2014-15		
2015-16		
2016-17		
2017-18		
2019-20	17	

#### Enrollment Trends

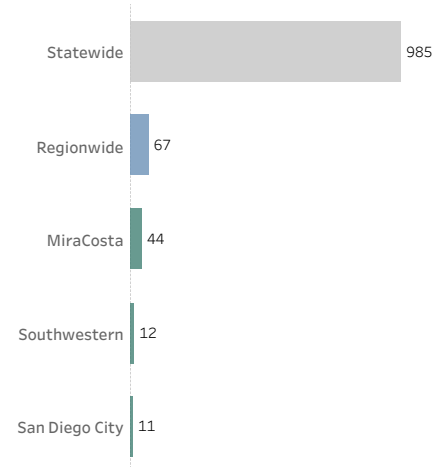


Note: Information as seen in the Chancellor's Office LaunchBoard. If there were fewer than 10 students, the data for the metric were suppressed.

#### # Course Enrollments (2020-21)



#### # Course Sections (2020-21)

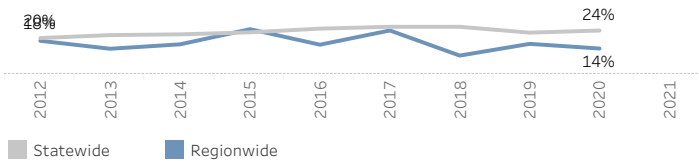


Note: Information as seen in the Chancellor's Office LaunchBoard. If there were fewer than 10 students, the data for the metric were suppressed.

TOP6 Program Title: **100500 Commercial Music**  
College: **San Diego Miramar**

Program Year  
2019-20

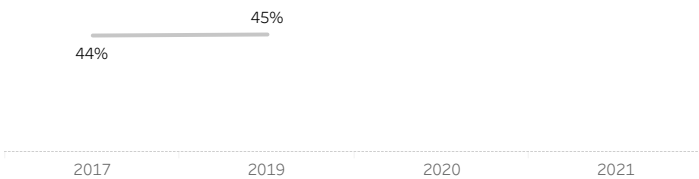
% Attained the Living Wage\*



% Attained the Living Wage\*



% Job Closely Related to Field of Study\*



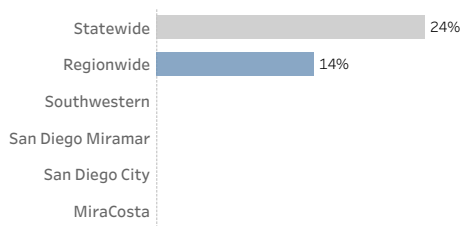
% Job Closely Related to Field of Study\*



Note: Information as seen in the Chancellor's Office LaunchBoard. If there were fewer than 10 students, the data for the metric were suppressed. If year is missing, data were not available from the Chancellor's Office LaunchBoard.


% Attained a Living Wage (2019-20)

Most recent data available are for PY 2019-20.



% Job Closely Related to Field of Study (2019-20)

Most recent data available are for PY 2018-19.



Note: Information as seen in the Chancellor's Office LaunchBoard. If there were fewer than 10 students, the data for the metric were suppressed. If year is missing, data were not available from the Chancellor's Office LaunchBoard.

## Program Fact Sheets

VII. Program Demographics  
2020 - 2021

TOP6 Program Title: 100500 Commercial Music

College: San Diego Miramar

None

None

None

Note: Above, masked values (when data are insufficient) are reported as "Unknown or multiple values".  
Multiple values = Student reported to more than one program.

TOP6 Program Title: 100500 Commercial Music

College: San Diego Miramar

TOP6 Program Title: 100500 Commercial Music  
College: San Diego Miramar



None

(Program Year 2018-19)

Attained the Living Wage

(Program Year 2019-20)

White

Two or More Races

Pacific Islander or Hawaiian Native

Hispanic/LatinX

Filipino

Black or African American

Asian

American Indian/Alaska Native

Note: Above, masked values (when data are insufficient) are reported as "Unknown or multiple values".  
Multiple values = Student reported to more than one program.



### Metric Definitions

**Attained the Living Wage\*** Among CCP students who exited college and did not transfer to any postsecondary institution, the proportion who attained the district county living wage for a single adult measured immediately following academic year of exit

Among students who exited college and did not transfer to any postsecondary institution, the proportion who attained the district county living wage for a single adult measured immediately following academic year of exit

**Course Retention Rate** Among all credit enrollments, percentage of enrollments where students did not withdraw and received a valid grade in the selected year

**Course Success Rate\*** Among all credit enrollments, the percentage of enrollments where students successfully completed the course

**Enrollments** The number of enrollments in courses assigned to the TOP code in the selected year

**Job Closely Related to Field of Study\*** Among CTE students who responded to this CTE Outcomes Survey question(s) and did not transfer to any postsecondary institution, the proportion who reported that they are working in a job very closely or closely related to their field of study

Among students who responded to the CTE Outcomes Survey and did not transfer to any postsecondary institution, the proportion who reported that they are working in a job very closely or closely related to their field of study

**Sections Offered** The number of sections offered in the TOP code in the selected year



# Program Fact Sheets

## I. Overview

### Filters

County	Institution	TOP6 Title	Catalog Name
San Diego	San Diego Miramar	Computer Information Sys..	All

Disclaimer: This report should be used to guide program discussions. This cannot be used for the Regional Program Recommendation Process.

TOP6	TOP6 Title	Institution
070200	Computer Information Systems	San Diego Miramar



### San Diego Miramar Crosswalk Occupations for TOP6: 070200

SOC   Occupation	Job Description	Typical Entry-Level Education
11-3021 Computer and Information Systems Managers	Plan, direct, or coordinate activities in such fields as electronic data processing, information systems, systems analysis, and computer programming. Excludes "Computer Occupations" (15-1211 through 15-1299).	Bachelor's degree
15-1232 Computer User Support Specialists	Provide technical assistance to computer users. Answer questions or resolve computer problems for clients in person, via telephone, or electronically. May provide assistance concerning the use of computer hardware and software, including printing, installation, word processing, electronic mail, and operating systems. Excludes "Network and Computer Systems Administrators" (15-1244).	Some college, no degree

# Program Fact Sheets

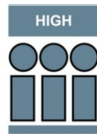
## I. Summary

**TOP6** **TOP6 Title** **Institution**  
 070200 Computer Information Systems San Diego Miramar



Total Demand	Selected/Linked SOC   Occupation (s)	Total TOP Code Supply	Total CIP Code Supply
1,295	11-3021 Computer and Information Systems Managers		
	15-1232 Computer User Support Specialists	503	580

How many annual openings do these occupations have?



How many institutions provide training for these occupations?

1 - 3 Low  
 4 - 7 Medium  
 8+ High

Number of TOP related institutions - 9

Number of CIP related institutions - 21

On average, do these occupations pay above the living wage of \$18.43?



What is the highest expected education level for these occupations?

- ☐ Doctorate Degree
- ☐ Master's Degree
- ☒ Bachelor's Degree
- ☐ Associate Degree
- ☐ Some College or Certificate
- ☐ HS Diploma or Equivalent
- ☐ Less Than a HS Diploma
- ☐ Apprenticeship

## Program Fact Sheets

### I. Catalog

TOP6	TOP6 Title	Institution
070200	Computer Information Systems	San Diego Miramar



### What other programs are coded under this TOP code?\*

Control Number	Catalog Name	Goal	Award
5075	Computer & Information Sciences	CTE (Limited to programs in CTE TOP codes other than ADTs)	A.S. Degree
22268	Computer & Information Sciences	CTE (Limited to programs in CTE TOP codes other than ADTs)	Certificate of Achievement requiring 30 to less than 60 semester units or 45 to less than 90 quarter units

\*Note: Information as seen in the Chancellor's Office Curriculum Inventory.

ADT = Associate Degree for Transfer

CSU GE = California State University General Education

CTE = Career Technical Education

IGETC = Intersegmental General Education Transfer..

Total Demand Sselected/linked occupation(s)	Total TOP Code Supply	Total CIP Code Supply
1,295	503	580

Annual Job Openings (2022-2027)

SOC   Occupation	
11-3021 Computer and Information Systems Managers	755
15-1232 Computer User Support Specialists	540
Grand Total	1,295

Total TOP Code Supply\*

Includes all related TOP Codes

\* Note: If number is below Selected TOP Code Supply then there is code misalignment.

TOP6 Code	TOP6 Title	
093430	Telecommunications Technology	2
070200	Computer Information Systems	52
070210	Software Applications	56
070800	Computer Infrastructure and Support	227
070810	Computer Networking	55
070820	Computer Support	111
Grand Total		503

Total CIP Code Supply

Includes all related CIP Codes

CIP Code	CIP Title	
11.0101	Computer and Information Sciences, General	39
11.0103	Information Technology	222
11.0301	Data Processing and Data Processing Technology/Technici..	8
11.0801	Web Page, Digital/Multimedia and Information Resources ..	48
11.0899	Computer Software and Media Applications, Other	8
11.0901	Computer Systems Networking and Telecommunications	3
11.1001	Network and System Administration/Administrator	39
11.1003	Computer and Information Systems Security/Auditing/Inf..	139
11.1006	Computer Support Specialist	1

Selected TOP6 Code Supply

Computer Information Systems (Only)

380

Annual Program Awards - Three-Year Average

TOP6 70200

CC Awards (PY19-20 to PY21-22)

Non-CC Awards (PY19-20 to PY20-21)

Community College Non-Community College Total

Refer to Award Type Breakout sheet for a detailed award breakdown.

Institution Name	Awards
MiraCosta	7
Palomar	18
San Diego Mesa	10
San Diego Miramar	11
Southwestern	6
Alliant International University-San Diego	3
Ashford University	31
Associated Technical College-San Diego	18
ATA College	5
California Institute of Arts & Technology	38
California Institute of Arts & Technology-National City	28
Northcentral University	21
Point Loma Nazarene University	33
DeVaux Adult School	2

Note: Community College awards as seen in the Chancellor's Office Management Information Systems Data Mart. Non-Community College awards as seen in the integrated Postsecondary Education Data System.

Average Entry-Level Wage for Occupation(s) > Living Wage (\$18.43): True

Education, Training, and Wages

SOC   Occupation	Typical Entry-Level Education	Typical On-the-Job Training (OJT)	Entry-Level Wage (25th Percentile)	Median Wage
11-3021 Computer and Information Systems Managers	Bachelor's degree	None	\$62.93	\$79.40
15-1232 Computer User Support Specialists	Some college, no degree	None	\$22.81	\$29.26

## Program Fact Sheets

## II. Labor Market Information, Occupation Demographics

Demographics broken down by San Diego population and occupations within San Diego.

### Guiding Questions:

- \* Do enrollment trends differ from the demographics of the occupations? Why do you think these trends exist?
- \* Are there any ethnic/racial groups at your institution that are underrepresented when compared to the County?

### Age

County	19-21	22-24	25-34	35-44	45-54	55-64	65+
San Diego	5%	6%	24%	22%	20%	16%	7%

### SOC | Occupation

11-3021 Computer and Information Systems Manage..	0%	1%	17%	34%	29%	16%	3%
15-1232 Computer User Support Specialists	3%	5%	30%	27%	20%	12%	3%

### Gender

County	Female	Male
San Diego	47%	53%

### SOC | Occupation

11-3021 Computer and Information Systems Managers	30%	70%
15-1232 Computer User Support Specialists	28%	72%

### Race or Ethnicity

County	Asian	Black or African American	Hispanic or Latinx	Native American or Alaska Native	Native Hawaiian or Other Pacific	Two or More Races	White
San Diego	13%	6%	34%	0%	0%	3%	43%

### SOC | Occupation

11-3021 Computer and Information Systems Manage..	26%	3%	15%	0%	0%	3%	52%
15-1232 Computer User Support Specialists	20%	6%	22%	0%	0%	4%	48%

### National Educational Attainment

County	< HS	HS	Some College	Associate	Bachelor's	Master's	PhD or Professional
San Diego	14%	19%	22%	9%	23%	9%	5%

### SOC | Occupation

11-3021 Computer and Information Systems Managers	1%	5%	7%	4%	25%	43%	14%
15-1232 Computer User Support Specialists	0%	0%	0%	0%	26%	38%	36%

## Program Fact Sheets

## II. Labor Market Information, Program Supply

### Selected TOP6: Computer Information Systems

Total Supply: **380**

#### Annual Program Awards - Three-Year Average (Supply)

Community College Non-Community College Total

Institution Name	Cert 16-30	Cert 30-60	AA/AS	BA/BS	Post BA/BS	MA/MS	Cert 1 <	Cert 6-18	Grand Total
MiraCosta		3	2					2	7
Palomar	3	7	8						18
San Diego Mesa		1	9						10
San Diego Miramar		1	10						11
Southwestern			6						6
Alliant International University-San Diego				3					3
Ashford University				31					31
Northcentral University						5			5
Point Loma Nazarene University				34					34
Poway Adult School							3		3
San Diego State University						1			1
Southern States University					2	16			18
United States University				1					1
University of California-San Diego				127					127
University of San Diego						1			1
<b>Total</b>	<b>3</b>	<b>12</b>	<b>35</b>	<b>196</b>	<b>2</b>	<b>23</b>	<b>3</b>	<b>2</b>	<b>276</b>

Award Level	Abbreviation	Award Level	Abbreviation
Noncredit award < 48 hours	NC < 48 hrs	Certificate 18 < 30 semester units	Cert 18-30
Noncredit award 48 < 96 hours	NC 48 < 96 hrs	Certificate 30 < 60 semester units	Cert 30-60
Noncredit award 96 < 144 hours	NC 96 < 144 hrs	Certificate 6 < 18 semester units	Cert 6-18
Noncredit award 144 < 192 hours	NC 144 < 192 hrs	Certificate 60+ semester units	Cert 60+
Noncredit award 192 < 288 hours	NC 192 < 288 hrs	Certificates of Less than 1 yr	Cert 1 <
Noncredit award 288 < 480 hours	NC 288 < 480 hrs	Certificates of at least 1 but less than 2 years	Cert 1 < 2 yrs
Noncredit award 480 < 960 hours	NC 480 < 960 hrs	Certificates of at least 2 but less than 4 years	Cert 2 < 4 yrs
Noncredit award 960+ hours	NC 960+ hrs	Associate Degree	AA/AS
Noncredit award	NC	Associate for Transfer Degree	ADT
Award < 1 academic yr	Award < 1 yr	Postsecondary awards	Postsecondary
Award 1 < 2 academic yrs	Award 1 < 2 yrs	Bachelor's Degree	BA/BS
Award 2 < 4 academic yrs	Award 2 < 4 yrs	Postbaccalaureate certificate	Post BA/BS
Credit Award, < 6 semester units	Credit < 6	Master's degree	MA/MS
Certificate 8 < 16 semester units	Cert 8-16	Post-master's certificate	Post MA/MS
Certificate 12 < 18 semester units	Cert 12-18	Doctor's degree	Doct
Certificate 16 < 30 semester units	Cert 16-30		

Note: Community College awards as seen in the Chancellor's Office Management Information Systems Data Mart. Non-Community College awards as seen in the integrated Postsecondary Education Data System.

Total Supply: **380**

Community.. Community Coll.. Other Total

TOP6 Program Title: 070200 Computer Information Systems  
College: San Diego Miramar

## Program Fact Sheets

### III. Enrollment

TOP6 Program Title: **070200 Computer Information Systems**  
 College: **San Diego Miramar**

Program Year  
 2020-21

#### Enrollment Trends

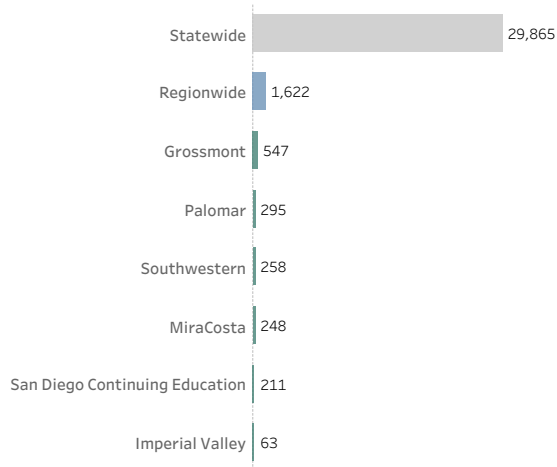
	Enrollments	Sections Offered
2011-12		
2012-13		
2013-14		
2014-15		
2015-16		
2016-17		
2017-18		

#### Enrollment Trends

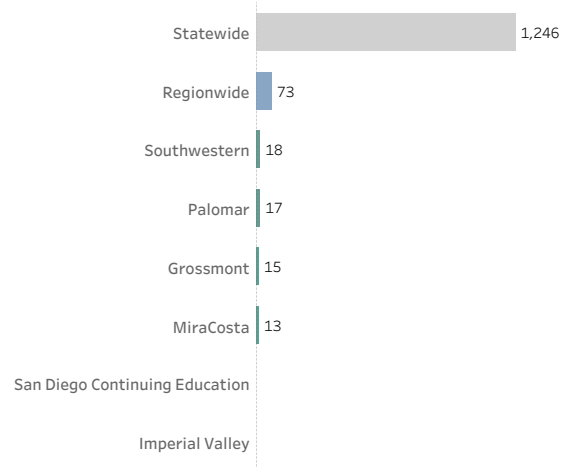


Note: Information as seen in the Chancellor's Office LaunchBoard. If there were fewer than 10 students, the data for the metric were suppressed.

#### # Course Enrollments (2020-21)



#### # Course Sections (2020-21)

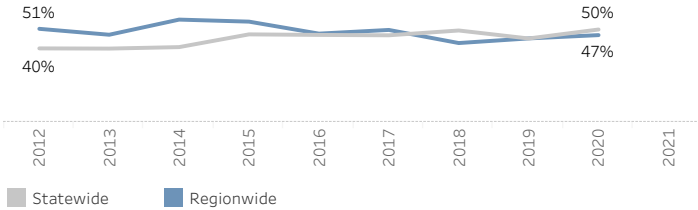


Note: Information as seen in the Chancellor's Office LaunchBoard. If there were fewer than 10 students, the data for the metric were suppressed.

TOP6 Program Title: 070200 Computer Information Systems  
College: San Diego Miramar

Program Year  
2019-20

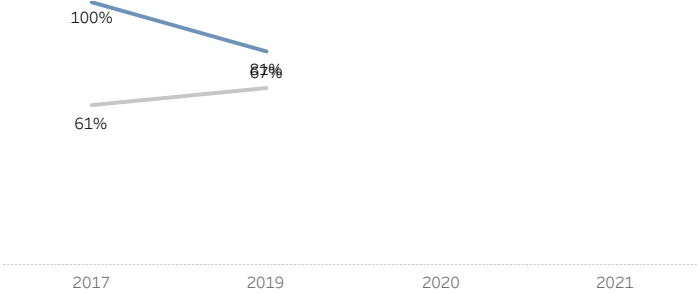
% Attained the Living Wage\*



% Attained the Living Wage\*



% Job Closely Related to Field of Study\*

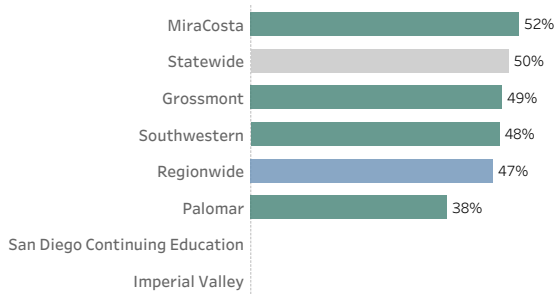


% None

Note: Information as seen in the Chancellor's Office LaunchBoard. If there were fewer than 10 students, the data for the metric were suppressed. If year is missing, data were not available from the Chancellor's Office LaunchBoard.

% Attained a Living Wage (2019-20)

Most recent data available are for PY 2019-20.



% Job Closely Related to Field of Study (2019-20)

Most recent data available are for PY 2018-19.



Note: Information as seen in the Chancellor's Office LaunchBoard. If there were fewer than 10 students, the data for the metric were suppressed. If year is missing, data were not available from the Chancellor's Office LaunchBoard.



## Program Fact Sheets

VII. Program Demographics  
2020 - 2021

TOP6 Program Title: 070200 Computer Information Systems

College: San Diego Miramar

None

None

None

Note: Above, masked values (when data are insufficient) are reported as "Unknown or multiple values".  
Multiple values = Student reported to more than one program.

TOP6 Program Title: 070200 Computer Information Systems  
College: San Diego Miramar



None  
(Program Year 2018-19)

None  
(Program Year 2019-20)

Note: Above, masked values (when data are insufficient) are reported as "Unknown or multiple values".  
Multiple values = Student reported to more than one program.



### Metric Definitions

**Attained the Living Wage\*** Among CCP students who exited college and did not transfer to any postsecondary institution, the proportion who attained the district county living wage for a single adult measured immediately following academic year of exit

Among students who exited college and did not transfer to any postsecondary institution, the proportion who attained the district county living wage for a single adult measured immediately following academic year of exit

**Course Retention Rate** Among all credit enrollments, percentage of enrollments where students did not withdraw and received a valid grade in the selected year

**Course Success Rate\*** Among all credit enrollments, the percentage of enrollments where students successfully completed the course

**Enrollments** The number of enrollments in courses assigned to the TOP code in the selected year

**Job Closely Related to Field of Study\*** Among CTE students who responded to this CTE Outcomes Survey question(s) and did not transfer to any postsecondary institution, the proportion who reported that they are working in a job very closely or closely related to their field of study

Among students who responded to the CTE Outcomes Survey and did not transfer to any postsecondary institution, the proportion who reported that they are working in a job very closely or closely related to their field of study

**Sections Offered** The number of sections offered in the TOP code in the selected year

Program Fact Sheets

I. Overview

Filters

County	Institution	TOP6 Title	Catalog Name
San Diego	San Diego Miramar	Corrections	All

Disclaimer: This report should be used to guide program discussions. This cannot be used for the Regional Program Recommendation Process.

TOP6	TOP6 Title	Institution
210510	Corrections	San Diego Miramar



San Diego Miramar Crosswalk Occupations for TOP6: 210510

SOC   Occupation	Job Description	Typical Entry-Level Education
19-4099 Life, Physical, and Social Science Technicians, All Other	All life, physical, and social science technicians not listed separately.	Associate degree
33-1011 First-Line Supervisors of Correctional Officers	Directly supervise and coordinate activities of correctional officers and jailers.	High school diploma or equivalent

## Program Fact Sheets

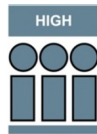
### I. Summary

<b>TOP6</b>	<b>TOP6 Title</b>	<b>Institution</b>
210510	Corrections	San Diego Miramar



<b>Total Demand</b>	<b>Selected/Linked SOC   Occupation (s)</b>	<b>Total TOP Code Supply</b>	<b>Total CIP Code Supply</b>
<b>280</b>	19-4099 Life, Physical, and Social Science Technicians, All Other		
	33-1011 First-Line Supervisors of Correctional Officers	<b>735</b>	<b>1,387</b>

How many annual openings do these occupations have?



How many institutions provide training for these occupations?

1 - 3 Low  
4 - 7 Medium  
8+ High

Number of TOP related institutions - 7

Number of CIP related institutions - 9

On average, do these occupations pay above the living wage of \$18.43?



What is the highest expected education level for these occupations?

- ☐ Doctorate Degree
- ☐ Master's Degree
- ☐ Bachelor's Degree
- ☒ Associate Degree
- ☐ Some College or Certificate
- ☐ HS Diploma or Equivalent
- ☐ Less Than a HS Diploma
- ☐ Apprenticeship

## Program Fact Sheets

### I. Catalog

TOP6	TOP6 Title	Institution
210510	Corrections	San Diego Miramar



### What other programs are coded under this TOP code?\*

Control Number	Catalog Name	Goal	Award
5096	Administration of Justice Correctional Technologies	CTE (Limited to programs in CTE TOP codes other than ADTs)	A.S. Degree
22277	Administration of Justice Correctional Technologies	CTE (Limited to programs in CTE TOP codes other than ADTs)	Certificate of Achievement: 18 or greater semester(or 27 or greater quarter) units

\*Note: Information as seen in the Chancellor's Office Curriculum Inventory.

ADT = Associate Degree for Transfer

CSU GE = California State University General Education

CTE = Career Technical Education

IGETC = Intersegmental General Education Transfer..

TOP6 Program Title: 210510 Corrections  
College: San Diego Miramar

Total Demand Sselected/linked occupation(s)	Total TOP Code Supply	Total CIP Code Supply
280	735	1,387

Annual Job Openings (2022-2027)

SOC   Occupation	
19-4099 Life, Physical, and Social Science Technicians, All Other	256
33-1011 First-Line Supervisors of Correctional Officers	24
Grand Total	280

Total TOP Code Supply\*

Includes all related TOP Codes

\* Note: If number is below Selected TOP Code Supply then there is code misalignment.

TOP6 Code	TOP6 Title	
043000	Biotechnology and Biomedical Technology	208
210500	Administration of Justice	518
210510	Corrections	9
Grand Total		735

Total CIP Code Supply

Includes all related CIP Codes

CIP Code	CIP Title	
43.0103	Criminal Justice/Law Enforcement Administration	448
43.0104	Criminal Justice/Safety Studies	846
43.0403	Cyber/Computer Forensics and Counterterrorism	93
Grand Total		1,387

Selected TOP6 Code Supply

Corrections (Only)

102



Annual Program Awards - Three-Year Average

TOP6 210510

CC Awards (PY19-20 to PY21-22)

Non-CC Awards (PY19-20 to PY20-21)

Community College Non-Community College Total

Refer to Award Type Breakout sheet for a detailed award breakdown.

Institution Name	Awards
Grossmont	2
San Diego Miramar	1
Southwestern	6
National University	28
University of San Diego	65
Grand Total	102

Note: Community College awards as seen in the Chancellor's Office Management Information Systems Data Mart. Non-Community College awards as seen in the integrated Postsecondary Education Data System.

Average Entry-Level Wage for Occupation(s) > Living Wage (\$18.43): True



Education, Training, and Wages

SOC   Occupation	Typical Entry-Level Education	Typical-On-the-Job Training (OJT)	Entry-Level Wage (25th Percentile)	Median Wage
19-4099 Life, Physical, and Social Science Technicians, All Other	Associate degree	None	\$21.07	\$28.45
33-1011 First-Line Supervisors of Correctional Officers	High school diploma or equivalent	None	\$47.14	\$50.20

## Program Fact Sheets

## II. Labor Market Information, Occupation Demographics

Demographics broken down by San Diego population and occupations within San Diego.

### Guiding Questions:

- \* Do enrollment trends differ from the demographics of the occupations? Why do you think these trends exist?
- \* Are there any ethnic/racial groups at your institution that are underrepresented when compared to the County?

### Age

County	19-21	22-24	25-34	35-44	45-54	55-64	65+
San Diego	5%	6%	24%	22%	20%	16%	7%

### SOC | Occupation

19-4099 Life, Physical, and Social Science Technicians..	10%	13%	30%	17%	14%	11%	4%
33-1011 First-Line Supervisors of Correctional Officers	0%	0%	16%	31%	30%	18%	0%

### Gender

County	Female	Male
San Diego	47%	53%

### SOC | Occupation

19-4099 Life, Physical, and Social Science Technicians, All Other	51%	49%
33-1011 First-Line Supervisors of Correctional Officers	31%	69%

### Race or Ethnicity

County	Asian	Black or African American	Hispanic or Latinx	Native American or Alaska Native	Native Hawaiian or Other Pacific	Two or More Races	White
San Diego	13%	6%	34%	0%	0%	3%	43%

### SOC | Occupation

19-4099 Life, Physical, and Social Science Technicians..	27%	4%	20%	0%	0%	4%	43%
33-1011 First-Line Supervisors of Correctional Officers	0%	16%	36%	0%	0%	5%	38%

### National Educational Attainment

County	< HS	HS	Some College	Associate	Bachelor's	Master's	PhD or Professional
San Diego	14%	19%	22%	9%	23%	9%	5%

### SOC | Occupation

19-4099 Life, Physical, and Social Science Technicians, ..	2%	12%	16%	49%	16%	4%	1%
33-1011 First-Line Supervisors of Correctional Officers	7%	35%	26%	11%	15%	6%	1%



## Program Fact Sheets

## II. Labor Market Information, Program Supply

### Selected TOP6: Corrections

Total Supply: 102

#### Annual Program Awards - Three-Year Average (Supply)

Community College Non-Community College Total

Institution Name	Cert 16-30	Cert 30-60	AA/AS	BA/BS	MA/MS	Grand Total
Grossmont	1		1			2
San Diego Miramar			1			1
Southwestern		1	5			6
National University				28		28
University of San Diego					65	65
Total	1	1	7	28	65	102

Award Level	Abbreviation	Award Level	Abbreviation
Noncredit award < 48 hours	NC < 48 hrs	Certificate 18 < 30 semester units	Cert 18-30
Noncredit award 48 < 96 hours	NC 48 < 96 hrs	Certificate 30 < 60 semester units	Cert 30-60
Noncredit award 96 < 144 hours	NC 96 < 144 hrs	Certificate 6 < 18 semester units	Cert 6-18
Noncredit award 144 < 192 hours	NC 144 < 192 hrs	Certificate 60+ semester units	Cert 60+
Noncredit award 192 < 288 hours	NC 192 < 288 hrs	Certificates of Less than 1 yr	Cert 1 <
Noncredit award 288 < 480 hours	NC 288 < 480 hrs	Certificates of at least 1 but less than 2 years	Cert 1 < 2 yrs
Noncredit award 480 < 960 hours	NC 480 < 960 hrs	Certificates of at least 2 but less than 4 years	Cert 2 < 4 yrs
Noncredit award 960+ hours	NC 960+ hrs	Associate Degree	AA/AS
Noncredit award	NC	Associate for Transfer Degree	ADT
Award < 1 academic yr	Award < 1 yr	Postsecondary awards	Postsecondary
Award 1 < 2 academic yrs	Award 1 < 2 yrs	Bachelor's Degree	BA/BS
Award 2 < 4 academic yrs	Award 2 < 4 yrs	Postbaccalaureate certificate	Post BA/BS
Credit Award, < 6 semester units	Credit < 6	Master's degree	MA/MS
Certificate 8 < 16 semester units	Cert 8-16	Post-master's certificate	Post MA/MS
Certificate 12 < 18 semester units	Cert 12-18	Doctor's degree	Doct
Certificate 16 < 30 semester units	Cert 16-30		

Note: Community College awards as seen in the Chancellor's Office Management Information Systems Data Mart. Non-Community College awards as seen in the integrated Postsecondary Education Data System.

Total Supply: 102

Community.. Community Coll.. Other Total

TOP6 Program Title: 210510 Corrections  
College: San Diego Miramar

## Program Fact Sheets

### III. Enrollment

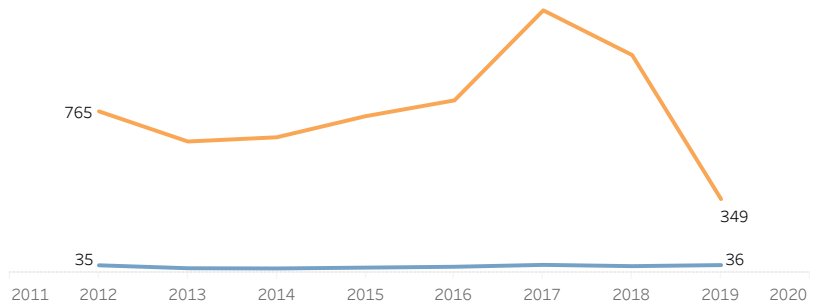
TOP6 Program Title: **210510 Corrections**  
College: **San Diego Miramar**

Program Year  
2020-21

#### Enrollment Trends

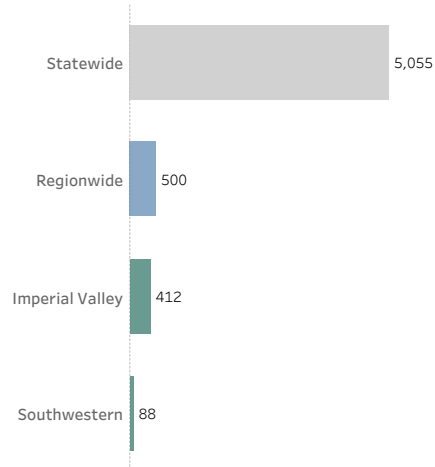
	Enrollments	Sections Offered
2011-12	765	35
2012-13	622	21
2013-14	642	20
2014-15	742	24
2015-16	817	28
2016-17	1,244	37
2017-18	1,032	31
2018-19	349	36

#### Enrollment Trends

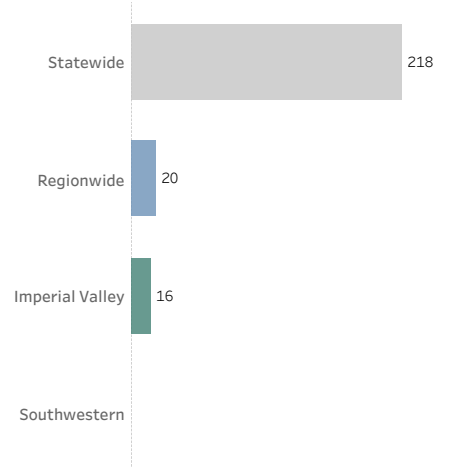


Note: Information as seen in the Chancellor's Office LaunchBoard. If there were fewer than 10 students, the data for the metric were suppressed.

#### # Course Enrollments (2020-21)



#### # Course Sections (2020-21)



Note: Information as seen in the Chancellor's Office LaunchBoard. If there were fewer than 10 students, the data for the metric were suppressed.

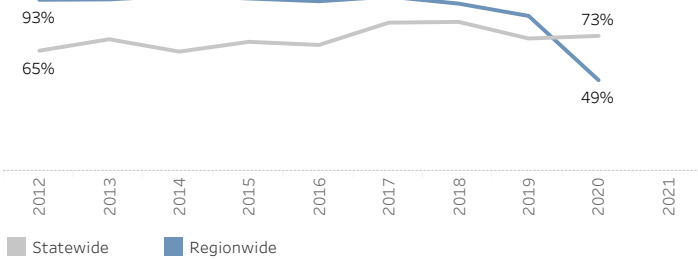
## Program Fact Sheets

## VI. Employment

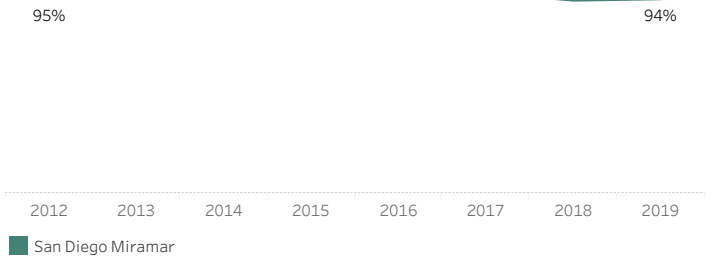
TOP6 Program Title: **210510 Corrections**  
College: **San Diego Miramar**

Program Year  
2019-20

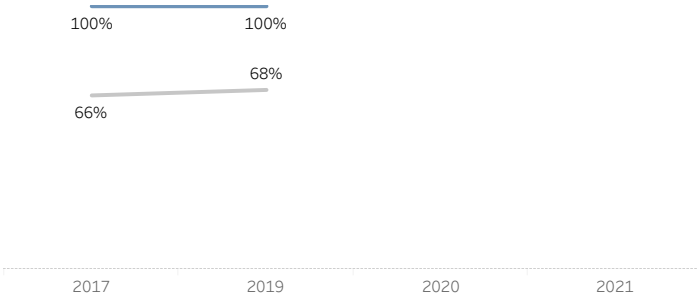
### % Attained the Living Wage\*




### % Attained the Living Wage\*



### % Job Closely Related to Field of Study\*



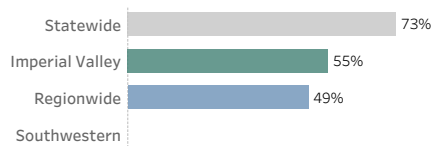
### % Job Closely Related to Field of Study\*



Note: Information as seen in the Chancellor's Office LaunchBoard. If there were fewer than 10 students, the data for the metric were suppressed. If year is missing, data were not available from the Chancellor's Office LaunchBoard.

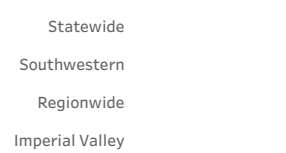
### % Attained a Living Wage (2019-20)

Most recent data available are for PY 2019-20.



### % Job Closely Related to Field of Study (2019-20)

Most recent data available are for PY 2018-19.



Note: Information as seen in the Chancellor's Office LaunchBoard. If there were fewer than 10 students, the data for the metric were suppressed. If year is missing, data were not available from the Chancellor's Office LaunchBoard.

TOP6 Program Title: 210510 Corrections  
College: San Diego Miramar

None

None

None

Note: Above, masked values (when data are insufficient) are reported as "Unknown or multiple values".  
Multiple values = Student reported to more than one program.

TOP6 Program Title: 210510 Corrections  
College: San Diego Miramar



Job Closely Related to Field of Study  
(Program Year 2018-19)

None  
(Program Year 2019-20)

White

Two or More Races

Pacific Islander or Hawaiian Native

Hispanic/LatinX

Filipino

Black or African American

Asian

American Indian/Alaska Native

Note: Above, masked values (when data are insufficient) are reported as "Unknown or multiple values".  
Multiple values = Student reported to more than one program.



### Metric Definitions

**Attained the Living Wage\*** Among CCP students who exited college and did not transfer to any postsecondary institution, the proportion who attained the district county living wage for a single adult measured immediately following academic year of exit

Among students who exited college and did not transfer to any postsecondary institution, the proportion who attained the district county living wage for a single adult measured immediately following academic year of exit

**Course Retention Rate** Among all credit enrollments, percentage of enrollments where students did not withdraw and received a valid grade in the selected year

**Course Success Rate\*** Among all credit enrollments, the percentage of enrollments where students successfully completed the course

**Enrollments** The number of enrollments in courses assigned to the TOP code in the selected year

**Job Closely Related to Field of Study\*** Among CTE students who responded to this CTE Outcomes Survey question(s) and did not transfer to any postsecondary institution, the proportion who reported that they are working in a job very closely or closely related to their field of study

Among students who responded to the CTE Outcomes Survey and did not transfer to any postsecondary institution, the proportion who reported that they are working in a job very closely or closely related to their field of study

**Sections Offered** The number of sections offered in the TOP code in the selected year

# Program Fact Sheets

## I. Overview

### Filters

County	Institution	TOP6 Title	Catalog Name
San Diego	San Diego Miramar	Diesel Technology	All

Disclaimer: This report should be used to guide program discussions. This cannot be used for the Regional Program Recommendation Process.

TOP6	TOP6 Title	Institution
094700	Diesel Technology	San Diego Miramar



### San Diego Miramar Crosswalk Occupations for TOP6: 094700

SOC   Occupation	Job Description	Typical Entry-Level Education
49-3031 Bus and Truck Mechanics and Diesel Engine Specialists	Diagnose, adjust, repair, or overhaul buses and trucks, or maintain and repair any type of diesel engines. Includes mechanics working primarily with automobile or marine diesel engines.	High school diploma or equivalent
49-3042 Mobile Heavy Equipment Mechanics, Except Engines	Diagnose, adjust, repair, or overhaul mobile mechanical, hydraulic, and pneumatic equipment, such as cranes, bulldozers, graders, and conveyors, used in construction, logging, and mining. Excludes "Bus and Truck Mechanics and Diesel Engine Specialists" (49-3031) and "Rail Car Repairers" (49-3043).	High school diploma or equivalent
49-9041 Industrial Machinery Mechanics	Repair, install, adjust, or maintain industrial production and processing machinery or refinery and pipeline distribution systems. May also install, dismantle, or move machinery and heavy equipment according to plans. Excludes "Mobile Heavy Equipment Mechanics, Except Engines" (49-3042), and "Maintenance Workers, Machinery" (49-9043).	High school diploma or equivalent

# Program Fact Sheets

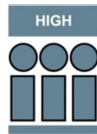
## I. Summary

**TOP6** **TOP6 Title** **Institution**  
 094700 Diesel Technology San Diego Miramar



Total Demand	Selected/Linked SOC   Occupation (s)	Total TOP Code Supply	Total CIP Code Supply
604	49-3031 Bus and Truck Mechanics and Diesel Engine Specialists	31	6
	49-3042 Mobile Heavy Equipment Mechanics, Except Engines		
	49-9041 Industrial Machinery Mechanics		

How many annual openings do these occupations have?



How many institutions provide training for these occupations?

1 - 3 Low  
 4 - 7 Medium  
 8+ High

Number of TOP related institutions - 4  
 Number of CIP related institutions - 1

On average, do these occupations pay above the living wage of \$18.43?



What is the highest expected education level for these occupations?

- ☐ Doctorate Degree
- ☐ Master's Degree
- ☐ Bachelor's Degree
- ☐ Associate Degree
- ☐ Some College or Certificate
- ☒ HS Diploma or Equivalent
- ☐ Less Than a HS Diploma
- ☐ Apprenticeship



## Program Fact Sheets

### I. Catalog

**TOP6**      **TOP6 Title**      **Institution**  
**094700**      **Diesel Technology**      **San Diego Miramar**



### What other programs are coded under this TOP code?\*

Control Number	Catalog Name	Goal	Award
9719	Heavy Duty Diesel and Advanced Transportation Technology (HDDAT)	CTE (Limited to programs in CTE TOP codes other than ADTs)	Certificate of Achievement: 18 or greater semester(or 27 or greater quarter) units
16700	Diesel Technology: Engine Overhaul, Caterpillar	CTE (Limited to programs in CTE TOP codes other than ADTs)	Certificate of Achievement: 18 or greater semester(or 27 or greater quarter) units
16701	Diesel Technology: Engine Repair, Caterpillar	CTE (Limited to programs in CTE TOP codes other than ADTs)	Certificate of Achievement: 18 or greater semester(or 27 or greater quarter) units
16702	Diesel Technology: Engine Overhaul, Detroit Diesel	CTE (Limited to programs in CTE TOP codes other than ADTs)	Certificate of Achievement: 18 or greater semester(or 27 or greater quarter) units
16703	Diesel Technology: Engine Repair, Detroit Diesel	CTE (Limited to programs in CTE TOP codes other than ADTs)	Certificate of Achievement: 18 or greater semester(or 27 or greater quarter) units
16780	Diesel Technology: Engine Overhaul, Cummins	CTE (Limited to programs in CTE TOP codes other than ADTs)	Certificate of Achievement: 18 or greater semester(or 27 or greater quarter) units
16781	Diesel Technology: Engine Repair, Cummins	CTE (Limited to programs in CTE TOP codes other than ADTs)	Certificate of Achievement: 18 or greater semester(or 27 or greater quarter) units
19252	San Diego Transit General Mechanic Apprenticeship	CTE (Limited to programs in CTE TOP codes other than ADTs)	Certificate of Achievement: 18 or greater semester(or 27 or greater quarter) units
19253	San Diego Transit General Mechanic Apprenticeship	CTE (Limited to programs in CTE TOP codes other than ADTs)	A.S. Degree
43052	HAWTHORNE TECHNICIAN APPRENTICESHIP (HTAP)	CTE (Limited to programs in CTE TOP codes other than ADTs)	A.S. Degree

\*Note: Information as seen in the Chancellor's Office Curriculum Inventory.

ADT = Associate Degree for Transfer

CSU GE = California State University General Education

CTE = Career Technical Education

IGETC = Intersegmental General Education Transfer..

Total Demand Sselected/linked occupation(s)	Total TOP Code Supply	Total CIP Code Supply
604	31	6

Annual Job Openings (2022-2027)

SOC   Occupation	
49-3031 Bus and Truck Mechanics and Diesel Engine Specialists	237
49-3042 Mobile Heavy Equipment Mechanics, Except Engines	124
49-9041 Industrial Machinery Mechanics	243
Grand Total	604

Total TOP Code Supply\*

Includes all related TOP Codes

\* Note: If number is below Selected TOP Code Supply then there is code misalignment.

TOP6 Code	TOP6 Title	
094700	Diesel Technology	18
094720	Heavy Equipment Maintenance	9
094500	Industrial Systems Technology and Maintenance	1
095600	Manufacturing and Industrial Technology	3
Grand Total		31

Total CIP Code Supply

Includes all related CIP Codes

CIP Code	CIP Title	
50.0404	Industrial and Product Design	6
Grand Total		6

Selected TOP6 Code Supply

Diesel Technology (Only)

18



Annual Program Awards - Three-Year Average

TOP6 94700

CC Awards (PY19-20 to PY21-22)

Non-CC Awards (PY19-20 to PY20-21)

Community College Non-Community College Total

Refer to Award Type Breakout sheet for a detailed award breakdown.

Institution Name	Awards
Palomar	9
San Diego Miramar	9
Grand Total	18

Note: Community College awards as seen in the Chancellor's Office Management Information Systems Data Mart. Non-Community College awards as seen in the integrated Postsecondary Education Data System.

Average Entry-Level Wage for Occupation(s) > Living Wage (\$18.43): True



Education, Training, and Wages

SOC   Occupation	Typical Entry-Level Education	Typical-On-the-Job Training (OJT)	Entry-Level Wage (25th Percentile)	Median Wage
49-3031 Bus and Truck Mechanics and Diesel Engine Specialists	High school diploma or equivalent	Long-term OJT	\$23.79	\$29.49
49-3042 Mobile Heavy Equipment Mechanics, Except Engines	High school diploma or equivalent	Long-term OJT	\$23.57	\$29.72
49-9041 Industrial Machinery Mechanics	High school diploma or equivalent	Long-term OJT	\$22.88	\$29.11

## Program Fact Sheets

## II. Labor Market Information, Occupation Demographics

Demographics broken down by San Diego population and occupations within San Diego.

### Guiding Questions:

- \* Do enrollment trends differ from the demographics of the occupations? Why do you think these trends exist?
- \* Are there any ethnic/racial groups at your institution that are underrepresented when compared to the County?

### Age

County	19-21	22-24	25-34	35-44	45-54	55-64	65+
San Diego	5%	6%	24%	22%	20%	16%	7%

#### SOC | Occupation

49-3031	Bus and Truck Mechanics and Diesel Engine S..	7%	8%	25%	21%	19%	15%	3%
49-3042	Mobile Heavy Equipment Mechanics, Except ..	5%	5%	21%	23%	21%	19%	5%
49-9041	Industrial Machinery Mechanics	2%	3%	18%	22%	25%	24%	6%

### Gender

County	Female	Male
San Diego	47%	53%

#### SOC | Occupation

49-3031	Bus and Truck Mechanics and Diesel Engine Specialists	2%	98%
49-3042	Mobile Heavy Equipment Mechanics, Except Engines	2%	98%
49-9041	Industrial Machinery Mechanics	4%	96%

### Race or Ethnicity

County	Asian	Black or African American	Hispanic or Latinx	Native American or Alaska Native	Native Hawaiian or Other Pacific	Two or More Races	White
San Diego	13%	6%	34%	0%	0%	3%	43%

#### SOC | Occupation

49-3031	Bus and Truck Mechanics and Diesel Engine S..	5%	5%	41%	0%	0%	3%	46%
49-3042	Mobile Heavy Equipment Mechanics, Except ..	3%	3%	37%	0%	0%	2%	54%
49-9041	Industrial Machinery Mechanics	8%	4%	36%	0%	0%	2%	49%

### National Educational Attainment

County	< HS	HS	Some College	Associate	Bachelor's	Master's	PhD or Professional
San Diego	14%	19%	22%	9%	23%	9%	5%

#### SOC | Occupation

49-3031	Bus and Truck Mechanics and Diesel Engine Sp..	7%	34%	30%	11%	16%	3%	1%
49-3042	Mobile Heavy Equipment Mechanics, Except En..	9%	34%	28%	10%	16%	2%	1%
49-9041	Industrial Machinery Mechanics	4%	25%	26%	10%	28%	7%	1%

## Selected TOP6: Diesel Technology

Total Supply: 18

## Annual Program Awards - Three-Year Average (Supply)

■ Community College
 ■ Non-Community College
 ■ Total

Institution Name	Cert 16-30	Cert 30-60	AA/AS	Grand Total
Palomar		6	3	9
San Diego Miramar	8	1		9
<b>Total</b>	<b>8</b>	<b>7</b>	<b>3</b>	<b>18</b>

Award Level	Abbreviation	Award Level	Abbreviation
Noncredit award < 48 hours	NC < 48 hrs	Certificate 18 < 30 semester units	Cert 18-30
Noncredit award 48 < 96 hours	NC 48 < 96 hrs	Certificate 30 < 60 semester units	Cert 30-60
Noncredit award 96 < 144 hours	NC 96 < 144 hrs	Certificate 6 < 18 semester units	Cert 6-18
Noncredit award 144 < 192 hours	NC 144 < 192 hrs	Certificate 60+ semester units	Cert 60+
Noncredit award 192 < 288 hours	NC 192 < 288 hrs	Certificates of Less than 1 yr	Cert 1 <
Noncredit award 288 < 480 hours	NC 288 < 480 hrs	Certificates of at least 1 but less than 2 years	Cert 1 < 2 yrs
Noncredit award 480 < 960 hours	NC 480 < 960 hrs	Certificates of at least 2 but less than 4 years	Cert 2 < 4 yrs
Noncredit award 960+ hours	NC 960+ hrs	Associate Degree	AA/AS
Noncredit award	NC	Associate for Transfer Degree	ADT
Award < 1 academic yr	Award < 1 yr	Postsecondary awards	Postsecondary
Award 1 < 2 academic yrs	Award 1 < 2 yrs	Bachelor's Degree	BA/BS
Award 2 < 4 academic yrs	Award 2 < 4 yrs	Postbaccalaureate certificate	Post BA/BS
Credit Award, < 6 semester units	Credit < 6	Master's degree	MA/MS
Certificate 8 < 16 semester units	Cert 8-16	Post-master's certificate	Post MA/MS
Certificate 12 < 18 semester units	Cert 12-18	Doctor's degree	Doct
Certificate 16 < 30 semester units	Cert 16-30		

Note: Community College awards as seen in the Chancellor's Office Management Information Systems Data Mart. Non-Community College awards as seen in the integrated Postsecondary Education Data System.

Total Supply: 18

Community.. ■ Community Coll.. ■ Total

TOP6 Program Title: 094700 Diesel Technology  
College: San Diego Miramar

## Program Fact Sheets

### III. Enrollment

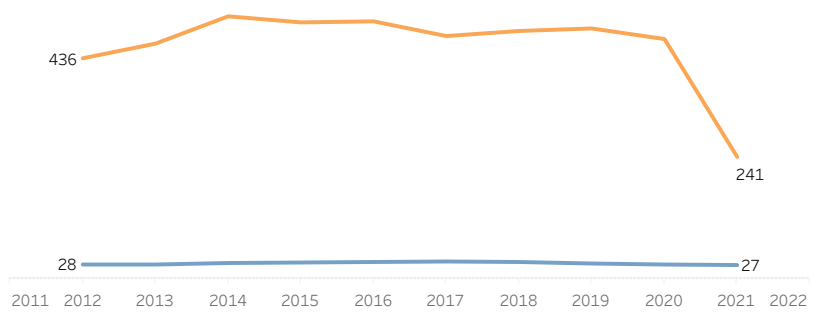
TOP6 Program Title: **094700 Diesel Technology**  
College: **San Diego Miramar**

Program Year  
2020-21

#### Enrollment Trends

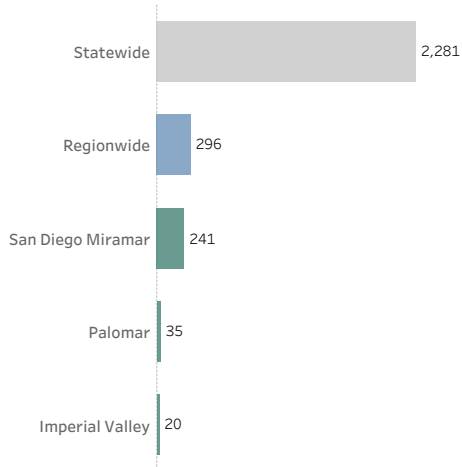
	Enrollments	Sections Offered
2011-12	436	28
2012-13	465	28
2013-14	519	31
2014-15	507	32
2015-16	509	33
2016-17	480	34
2017-18	490	33
2018-19	495	30
2019-20	474	28
2020-21	241	27

#### Enrollment Trends

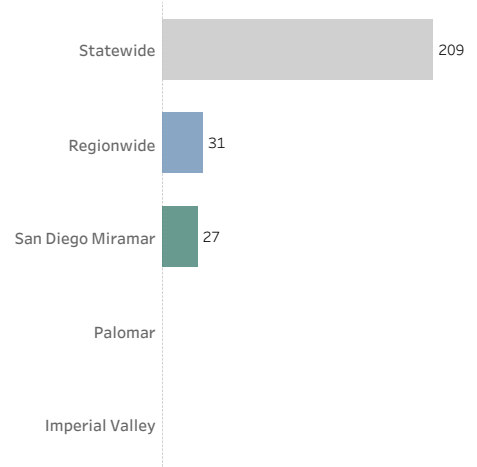


Note: Information as seen in the Chancellor's Office LaunchBoard. If there were fewer than 10 students, the data for the metric were suppressed.

#### # Course Enrollments (2020-21)



#### # Course Sections (2020-21)

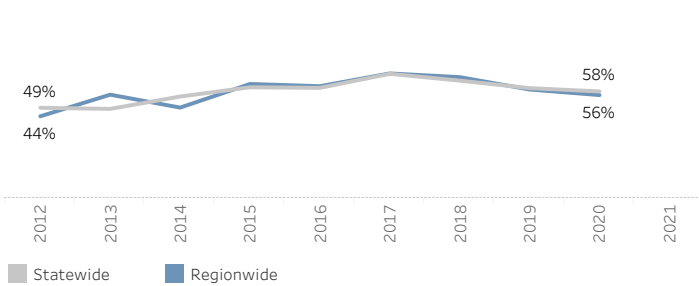


Note: Information as seen in the Chancellor's Office LaunchBoard. If there were fewer than 10 students, the data for the metric were suppressed.

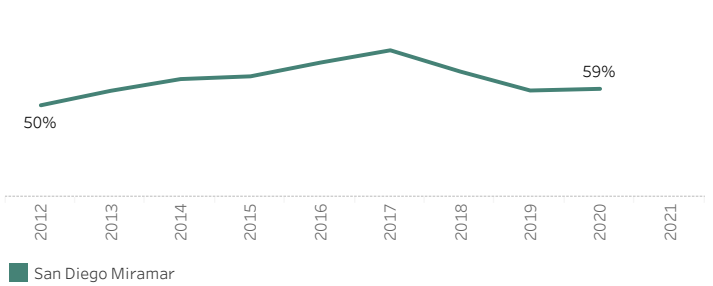
TOP6 Program Title: **094700 Diesel Technology**  
College: **San Diego Miramar**

Program Year  
2019-20

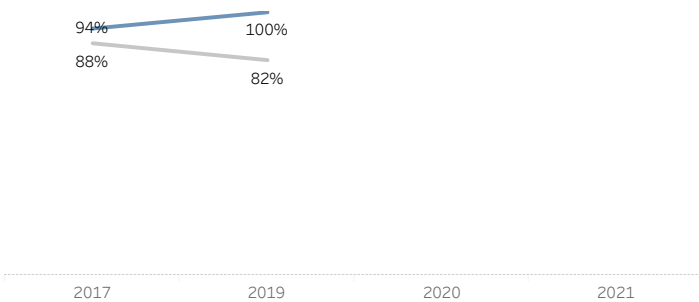
% Attained the Living Wage\*



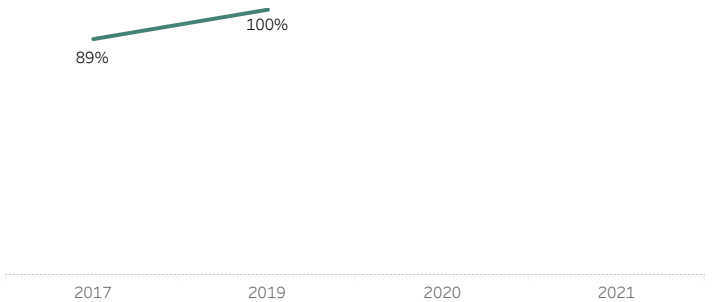
% Attained the Living Wage\*



% Job Closely Related to Field of Study\*



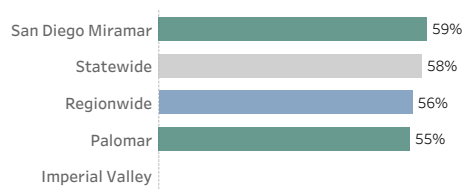
% Job Closely Related to Field of Study\*



Note: Information as seen in the Chancellor's Office LaunchBoard. If there were fewer than 10 students, the data for the metric were suppressed. If year is missing, data were not available from the Chancellor's Office LaunchBoard.


% Attained a Living Wage (2019-20)

Most recent data available are for PY 2019-20.



% Job Closely Related to Field of Study (2019-20)

Most recent data available are for PY 2018-19.



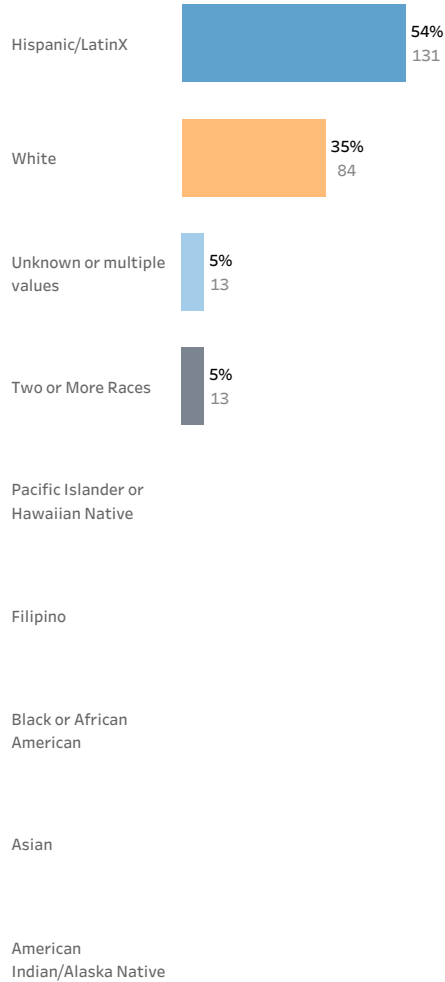
Note: Information as seen in the Chancellor's Office LaunchBoard. If there were fewer than 10 students, the data for the metric were suppressed. If year is missing, data were not available from the Chancellor's Office LaunchBoard.

## Program Fact Sheets

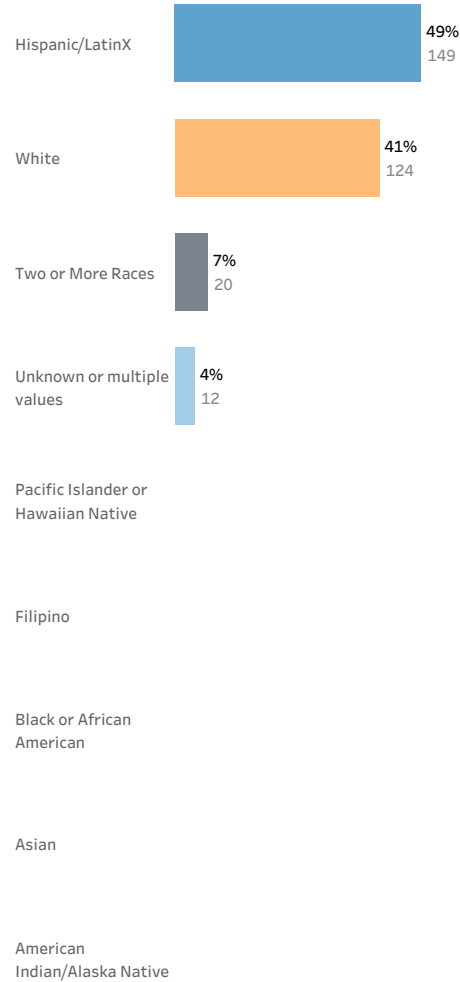
VII. Program Demographics  
2020 - 2021

TOP6 Program Title: **094700 Diesel Technology**  
College: **San Diego Miramar**

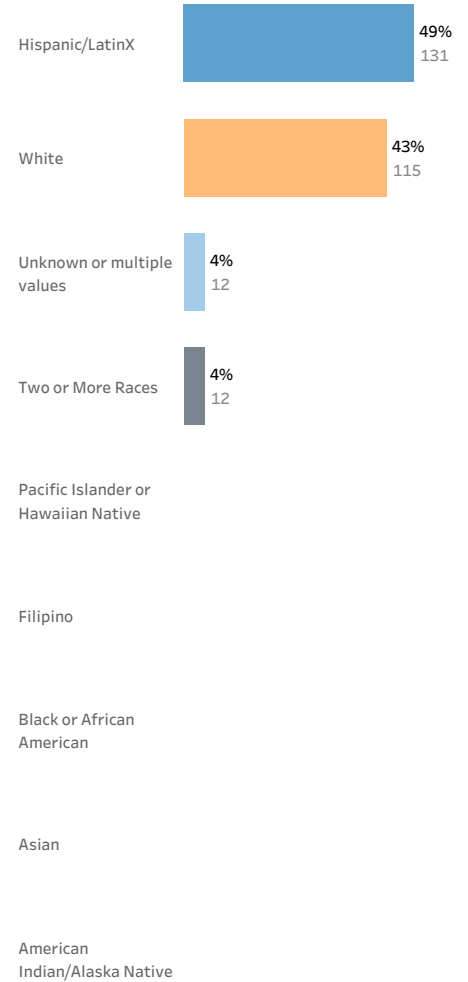
### Enrollments



### Course Retention Rate



### Course Success Rate



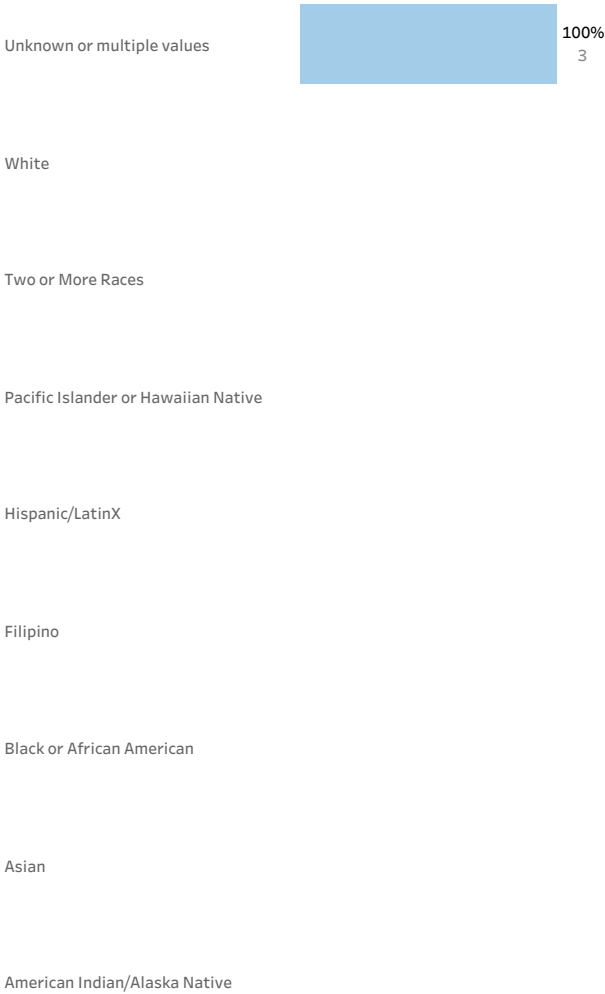
Note: Above, masked values (when data are insufficient) are reported as "Unknown or multiple values".  
Multiple values = Student reported to more than one program.

Program Fact Sheets

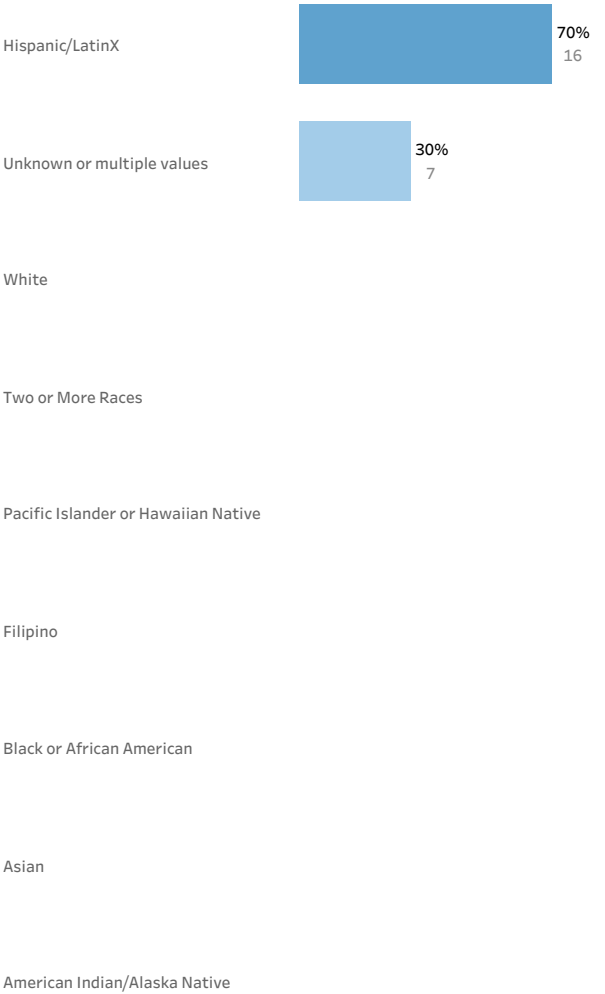
VII. Program Demographics  
Various Years

TOP6 Program Title: 094700 Diesel Technology  
College: San Diego Miramar

Job Closely Related to Field of Study  
(Program Year 2018-19)



Attained the Living Wage  
(Program Year 2019-20)



Note: Above, masked values (when data are insufficient) are reported as "Unknown or multiple values".  
Multiple values = Student reported to more than one program.



### Metric Definitions

**Attained the Living Wage\*** Among CCP students who exited college and did not transfer to any postsecondary institution, the proportion who attained the district county living wage for a single adult measured immediately following academic year of exit

Among students who exited college and did not transfer to any postsecondary institution, the proportion who attained the district county living wage for a single adult measured immediately following academic year of exit

**Course Retention Rate** Among all credit enrollments, percentage of enrollments where students did not withdraw and received a valid grade in the selected year

**Course Success Rate\*** Among all credit enrollments, the percentage of enrollments where students successfully completed the course

**Enrollments** The number of enrollments in courses assigned to the TOP code in the selected year

**Job Closely Related to Field of Study\*** Among CTE students who responded to this CTE Outcomes Survey question(s) and did not transfer to any postsecondary institution, the proportion who reported that they are working in a job very closely or closely related to their field of study

Among students who responded to the CTE Outcomes Survey and did not transfer to any postsecondary institution, the proportion who reported that they are working in a job very closely or closely related to their field of study

**Sections Offered** The number of sections offered in the TOP code in the selected year

# Program Fact Sheets

## I. Overview

### Filters

County	Institution	TOP6 Title	Catalog Name
San Diego	San Diego Miramar	Fire Technology	All

Disclaimer: This report should be used to guide program discussions. This cannot be used for the Regional Program Recommendation Process.

TOP6	TOP6 Title	Institution
213300	Fire Technology	San Diego Miramar



### San Diego Miramar Crosswalk Occupations for TOP6: 213300

SOC   Occupation	Job Description	Typical Entry-Level Education
33-2011 Firefighters	Control and extinguish fires or respond to emergency situations where life, property, or the environment is at risk. Duties may include fire prevention, emergency medical service, hazardous material response, search and rescue, and disaster assistance.	Postsecondary non-degree award

## Program Fact Sheets

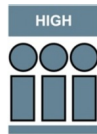
### I. Summary

<b>TOP6</b>	<b>TOP6 Title</b>	<b>Institution</b>
213300	Fire Technology	San Diego Miramar



<b>Total Demand</b>	<b>Selected/Linked SOC   Occupation (s)</b>	<b>Total TOP Code Supply</b>	<b>Total CIP Code Supply</b>
303	33-2011 Firefighters	264	None

How many annual openings do these occupations have?



How many institutions provide training for these occupations?

1 - 3 Low  
4 - 7 Medium  
8+ High

Number of TOP related institutions - 3

Number of CIP related institutions - None

On average, do these occupations pay above the living wage of \$18.43?



What is the highest expected education level for these occupations?

- ☐ Doctorate Degree
- ☐ Master's Degree
- ☐ Bachelor's Degree
- ☐ Associate Degree
- ☒ Some College or Certificate
- ☐ HS Diploma or Equivalent
- ☐ Less Than a HS Diploma
- ☐ Apprenticeship

## Program Fact Sheets

### I. Catalog

TOP6	TOP6 Title	Institution
213300	Fire Technology	San Diego Miramar



### What other programs are coded under this TOP code?\*

Control Number	Catalog Name	Goal	Award
5100	Entry Level Firefighter	CTE (Limited to programs in CTE TOP codes other than ADTs)	A.S. Degree
16668	Fire Prevention	CTE (Limited to programs in CTE TOP codes other than ADTs)	A.S. Degree
16669	Company Officer Certification	CTE (Limited to programs in CTE TOP codes other than ADTs)	A.S. Degree
18207	Entry Level Firefighter	CTE (Limited to programs in CTE TOP codes other than ADTs)	Certificate of Achievement requiring 30 to less than 60 semester units or 45 to less than 90 quarter units
18208	Fire Prevention	CTE (Limited to programs in CTE TOP codes other than ADTs)	Certificate of Achievement requiring 16 to less than 30 semester units or 24 to less than 45 quarter units
18209	Company Officer Certification	CTE (Limited to programs in CTE TOP codes other than ADTs)	Certificate of Achievement: 18 or greater semester(or 27 or greater quarter) units

\*Note: Information as seen in the Chancellor's Office Curriculum Inventory.

ADT = Associate Degree for Transfer  
 CSU GE = California State University General Education  
 CTE = Career Technical Education  
 IGETC = Intersegmental General Education Transfer..

Total Demand Sselected/linked occupation(s)	Total TOP Code Supply	Total CIP Code Supply
303	264	None

Annual Job Openings (2022-2027)

SOC   Occupation	
33-2011 Firefighters	303
Grand Total	303

Total TOP Code Supply\*

Includes all related TOP Codes

\* Note: If number is below Selected TOP Code Supply then there is code misalignment.

TOP6 Code	TOP6 Title	
213300	Fire Technology	178
213350	Fire Academy	86
Grand Total		264

Total CIP Code Supply

Includes all related CIP Codes

Selected TOP6 Code Supply

Fire Technology (Only)

178



Annual Program Awards - Three-Year Average

TOP6 213300

CC Awards (PY19-20 to PY21-22)

Non-CC Awards (PY19-20 to PY20-21)

Community College Non-Community College Total

Refer to Award Type Breakout sheet for a detailed award breakdown.

Institution Name	Awards
Palomar	121
San Diego Miramar	37
Southwestern	20
Grand Total	178

Note: Community College awards as seen in the Chancellor's Office Management Information Systems Data Mart. Non-Community College awards as seen in the integrated Postsecondary Education Data System.

Average Entry-Level Wage for Occupation(s) > Living Wage (\$18.43): True



Education, Training, and Wages

SOC   Occupation	Typical Entry-Level Education	Typical On-the-Job Training (OJT)	Entry-Level Wage (25th Percentile)	Median Wage
33-2011 Firefighters	Postsecondary non-degree award	Long-term OJT	\$23.86	\$29.39

Demographics broken down by San Diego population and occupations within San Diego.

### Guiding Questions:

- \* Do enrollment trends differ from the demographics of the occupations? Why do you think these trends exist?
- \* Are there any ethnic/racial groups at your institution that are underrepresented when compared to the County?

### Age

County	19-21	22-24	25-34	35-44	45-54	55-64	65+
San Diego	5%	6%	24%	22%	20%	16%	7%

SOC   Occupation							
33-2011 Firefighters	3%	4%	33%	32%	21%	7%	1%

### Gender

County	Female	Male
San Diego	47%	53%

SOC   Occupation		
33-2011 Firefighters	6%	94%

### Race or Ethnicity

County	Asian	Black or African American	Hispanic or Latinx	Native American or Alaska Native	Native Hawaiian or Other Pacific	Two or More Races	White
San Diego	13%	6%	34%	0%	0%	3%	43%

SOC   Occupation							
33-2011 Firefighters	5%	7%	29%	0%	1%	6%	51%

### National Educational Attainment

County	< HS	HS	Some College	Associate	Bachelor's	Master's	PhD or Professional
San Diego	14%	19%	22%	9%	23%	9%	5%




SOC   Occupation							
33-2011 Firefighters	19%	46%	21%	9%	5%	1%	0%



## Selected TOP6: Fire Technology

Total Supply: 178

## Annual Program Awards - Three-Year Average (Supply)



 Community College
  Non-Community College
  Total

Institution Name	Cert 16-30	Cert 30-60	AA/AS	Grand Total
Palomar		64	57	121
San Diego Miramar	1	5	31	37
Southwestern		6	14	20
Total	1	75	102	178

Award Level	Abbreviation	Award Level	Abbreviation
Noncredit award < 48 hours	NC < 48 hrs	Certificate 18 < 30 semester units	Cert 18-30
Noncredit award 48 < 96 hours	NC 48 < 96 hrs	Certificate 30 < 60 semester units	Cert 30-60
Noncredit award 96 < 144 hours	NC 96 < 144 hrs	Certificate 6 < 18 semester units	Cert 6-18
Noncredit award 144 < 192 hours	NC 144 < 192 hrs	Certificate 60+ semester units	Cert 60+
Noncredit award 192 < 288 hours	NC 192 < 288 hrs	Certificates of Less than 1 yr	Cert 1 <
Noncredit award 288 < 480 hours	NC 288 < 480 hrs	Certificates of at least 1 but less than 2 years	Cert 1 < 2 yrs
Noncredit award 480 < 960 hours	NC 480 < 960 hrs	Certificates of at least 2 but less than 4 years	Cert 2 < 4 yrs
Noncredit award 960+ hours	NC 960+ hrs	Associate Degree	AA/AS
Noncredit award	NC	Associate for Transfer Degree	ADT
Award < 1 academic yr	Award < 1 yr	Postsecondary awards	Postsecondary
Award 1 < 2 academic yrs	Award 1 < 2 yrs	Bachelor's Degree	BA/BS
Award 2 < 4 academic yrs	Award 2 < 4 yrs	Postbaccalaureate certificate	Post BA/BS
Credit Award, < 6 semester units	Credit < 6	Master's degree	MA/MS
Certificate 8 < 16 semester units	Cert 8-16	Post-master's certificate	Post MA/MS
Certificate 12 < 18 semester units	Cert 12-18	Doctor's degree	Doct
Certificate 16 < 30 semester units	Cert 16-30		

Note: Community College awards as seen in the Chancellor's Office Management Information Systems Data Mart. Non-Community College awards as seen in the integrated Postsecondary Education Data System.

Total Supply: 178

 Community..  Community Coll..  Total

 TOP6 Program Title: 213300 Fire Technology  
 College: San Diego Miramar

## Program Fact Sheets

### III. Enrollment

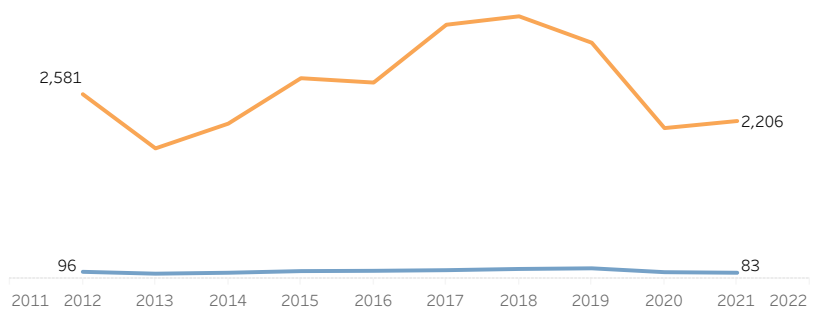
TOP6 Program Title: **213300 Fire Technology**  
College: **San Diego Miramar**

Program Year  
2020-21

#### Enrollment Trends

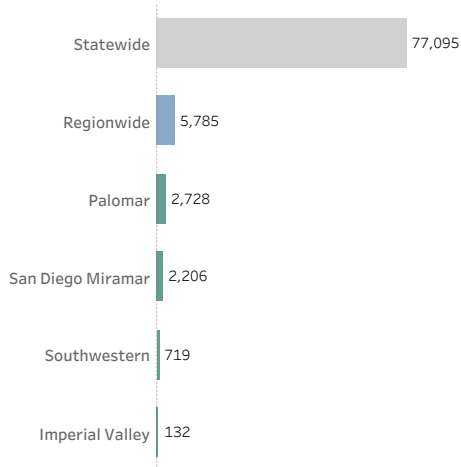
	Enrollments	Sections Offered
2011-12	2,581	96
2012-13	1,823	70
2013-14	2,169	83
2014-15	2,805	106
2015-16	2,744	110
2016-17	3,553	119
2017-18	3,671	136
2018-19	3,301	145
2019-20	2,107	91
2020-21	2,206	83

#### Enrollment Trends

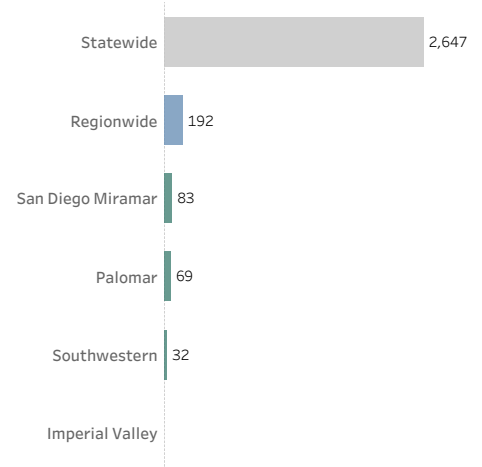


Note: Information as seen in the Chancellor's Office LaunchBoard. If there were fewer than 10 students, the data for the metric were suppressed.

#### # Course Enrollments (2020-21)



#### # Course Sections (2020-21)



Note: Information as seen in the Chancellor's Office LaunchBoard. If there were fewer than 10 students, the data for the metric were suppressed.



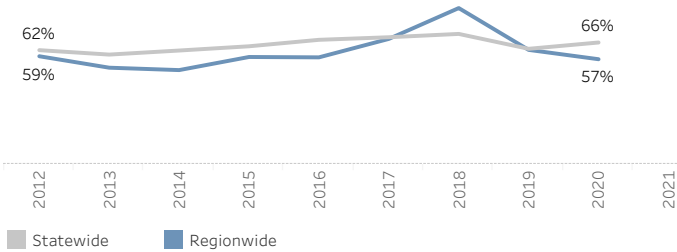
## Program Fact Sheets

## VI. Employment

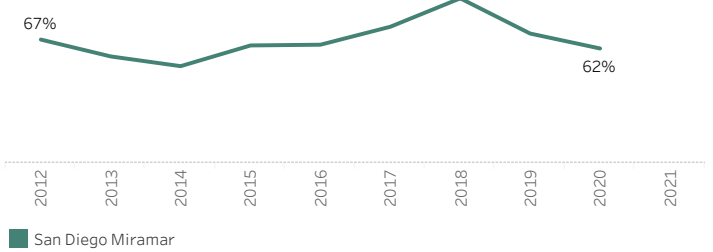
TOP6 Program Title: **213300 Fire Technology**  
College: **San Diego Miramar**

Program Year  
2019-20

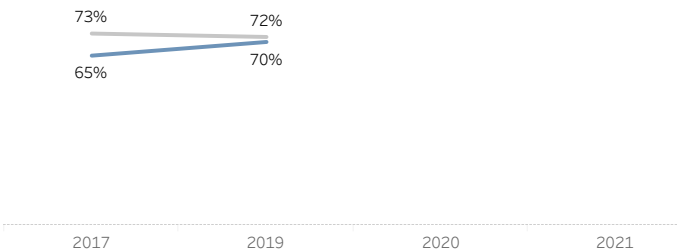
### % Attained the Living Wage\*



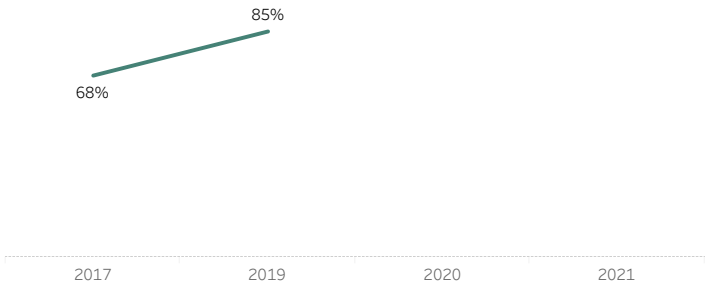
### % Attained the Living Wage\*



### % Job Closely Related to Field of Study\*



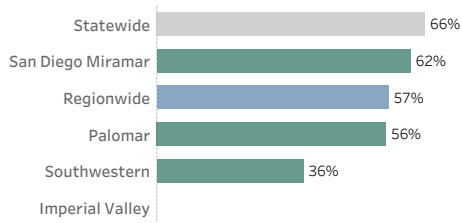
### % Job Closely Related to Field of Study\*



Note: Information as seen in the Chancellor's Office LaunchBoard. If there were fewer than 10 students, the data for the metric were suppressed. If year is missing, data were not available from the Chancellor's Office LaunchBoard.


### % Attained a Living Wage (2019-20)

Most recent data available are for PY 2019-20.



### % Job Closely Related to Field of Study (2019-20)

Most recent data available are for PY 2018-19.



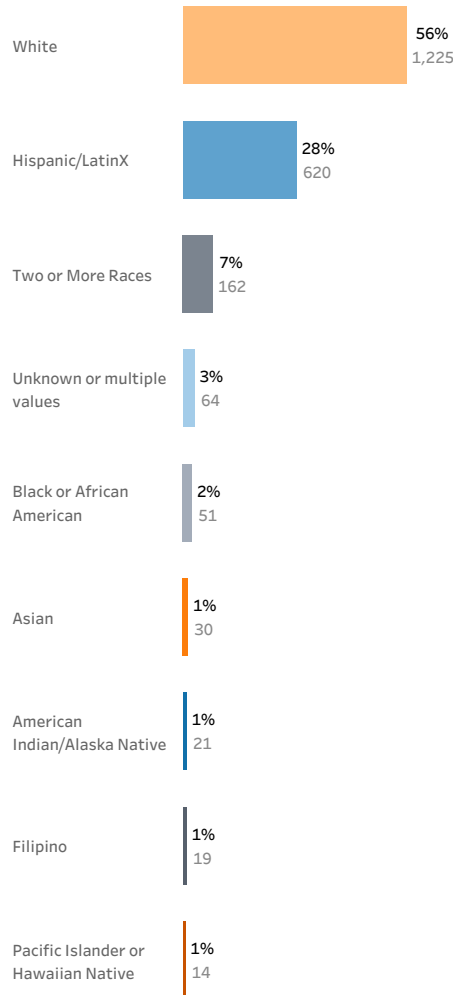
Note: Information as seen in the Chancellor's Office LaunchBoard. If there were fewer than 10 students, the data for the metric were suppressed. If year is missing, data were not available from the Chancellor's Office LaunchBoard.

## Program Fact Sheets

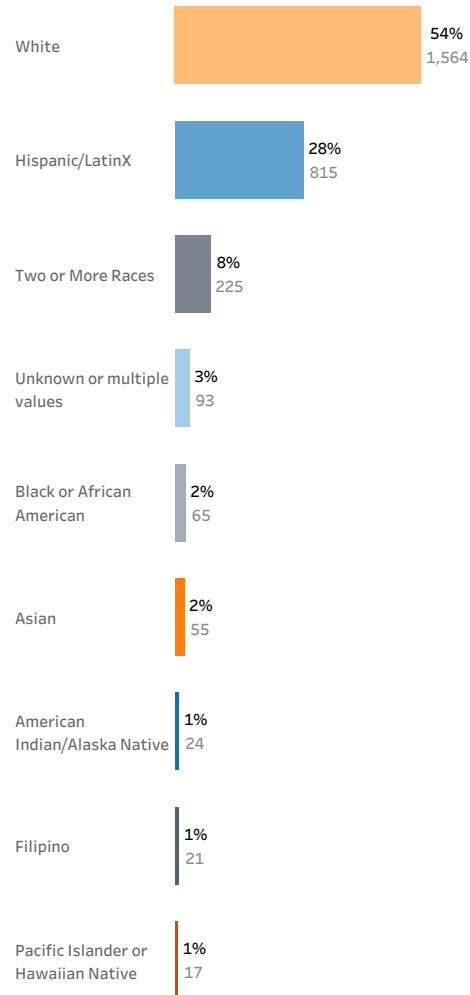
VII. Program Demographics  
2020 - 2021

TOP6 Program Title: 213300 Fire Technology  
College: San Diego Miramar

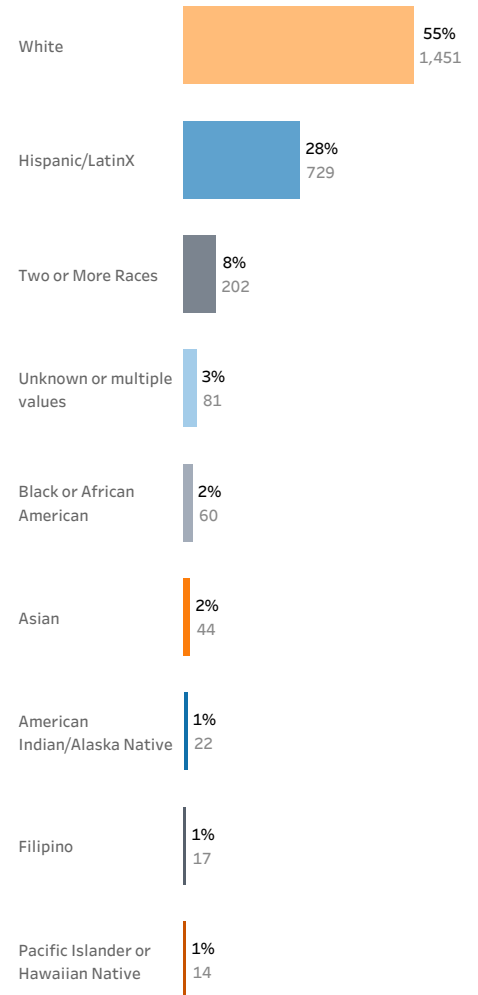
### Enrollments



### Course Retention Rate



### Course Success Rate

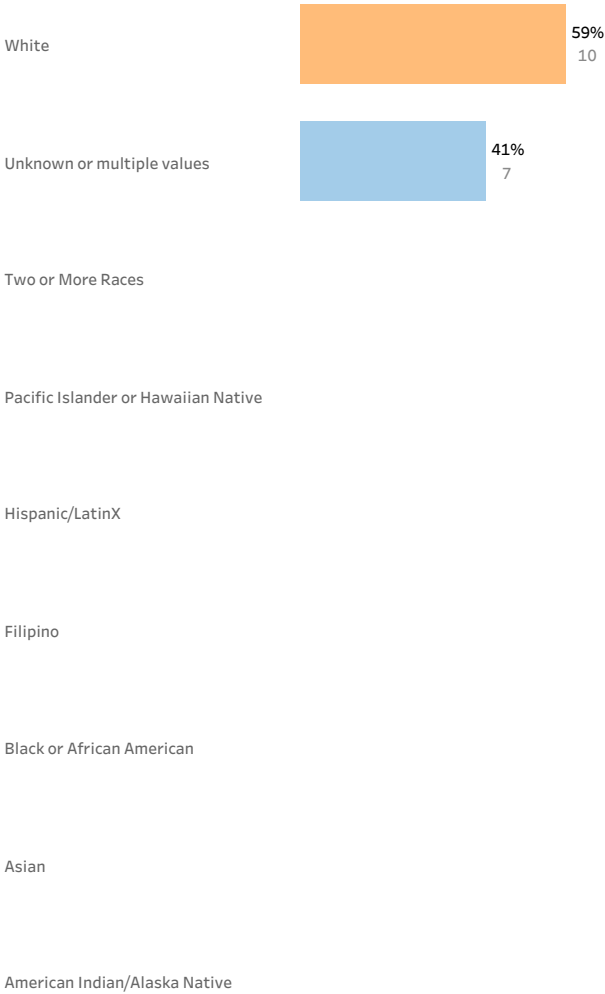


Note: Above, masked values (when data are insufficient) are reported as "Unknown or multiple values".  
Multiple values = Student reported to more than one program.

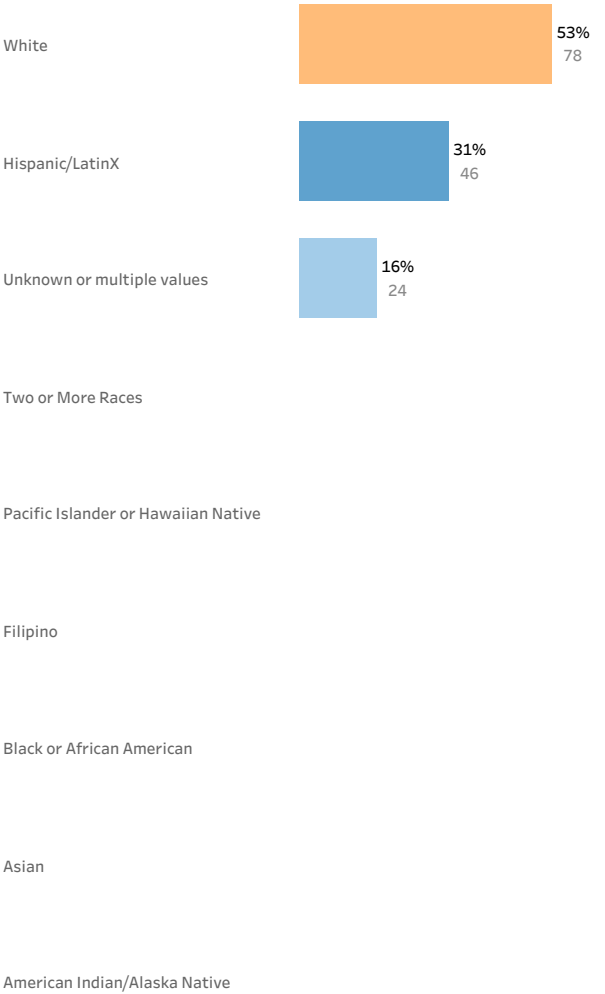
TOP6 Program Title: 213300 Fire Technology  
College: San Diego Miramar



Job Closely Related to Field of Study  
(Program Year 2018-19)



Attained the Living Wage  
(Program Year 2019-20)



Note: Above, masked values (when data are insufficient) are reported as "Unknown or multiple values".  
Multiple values = Student reported to more than one program.



### Metric Definitions

#### Attained the Living Wage\*

Among CCP students who exited college and did not transfer to any postsecondary institution, the proportion who attained the district county living wage for a single adult measured immediately following academic year of exit

Among students who exited college and did not transfer to any postsecondary institution, the proportion who attained the district county living wage for a single adult measured immediately following academic year of exit

#### Course Retention Rate

Among all credit enrollments, percentage of enrollments where students did not withdraw and received a valid grade in the selected year

#### Course Success Rate\*

Among all credit enrollments, the percentage of enrollments where students successfully completed the course

#### Enrollments

The number of enrollments in courses assigned to the TOP code in the selected year

#### Job Closely Related to Field of Study\*

Among CTE students who responded to this CTE Outcomes Survey question(s) and did not transfer to any postsecondary institution, the proportion who reported that they are working in a job very closely or closely related to their field of study

Among students who responded to the CTE Outcomes Survey and did not transfer to any postsecondary institution, the proportion who reported that they are working in a job very closely or closely related to their field of study

#### Sections Offered

The number of sections offered in the TOP code in the selected year

# Program Fact Sheets

## I. Overview

### Filters

County	Institution	TOP6 Title	Catalog Name
San Diego	San Diego Miramar	Fitness Trainer	All

Disclaimer: This report should be used to guide program discussions. This cannot be used for the Regional Program Recommendation Process.

TOP6	TOP6 Title	Institution
083520	Fitness Trainer	San Diego Miramar



### San Diego Miramar Crosswalk Occupations for TOP6: 083520

SOC   Occupation	Job Description	Typical Entry-Level Education
29-9091 Athletic Trainers	Evaluate and treat musculoskeletal injuries or illnesses. Provide preventive, therapeutic, emergency, and rehabilitative care. Excludes "Physical Therapists" (29-1123).	Bachelor's degree
39-9031 Exercise Trainers and Group Fitness Instructors	Instruct or coach groups or individuals in exercise activities for the primary purpose of personal fitness. Demonstrate techniques and form, observe participants, and explain to them corrective measures necessary to improve their skills. Develop and implement individualized approaches to exercise. Excludes "Educational Instruction and Library Occupations" (25-0000), "Coaches and Scouts" (27-2022), and "Athletic Trainers" (29-9091).	High school diploma or equivalent

# Program Fact Sheets

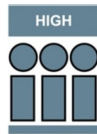
## I. Summary

**TOP6** **TOP6 Title** **Institution**  
 083520 Fitness Trainer San Diego Miramar



Total Demand	Selected/Linked SOC   Occupation (s)	Total TOP Code Supply	Total CIP Code Supply
820	29-9091 Athletic Trainers	113	44
	39-9031 Exercise Trainers and Group Fitness Instructors		

How many annual openings do these occupations have?



How many institutions provide training for these occupations?

1 - 3 Low  
 4 - 7 Medium  
 8+ High

Number of TOP related institutions - 6  
 Number of CIP related institutions - 3

On average, do these occupations pay above the living wage of \$18.43?



What is the highest expected education level for these occupations?

- ☐ Doctorate Degree
- ☐ Master's Degree
- ☒ Bachelor's Degree
- ☐ Associate Degree
- ☐ Some College or Certificate
- ☐ HS Diploma or Equivalent
- ☐ Less Than a HS Diploma
- ☐ Apprenticeship

## Program Fact Sheets

### I. Catalog

**TOP6**                      **TOP6 Title**    **Institution**  
083520                      Fitness Trainer    San Diego Miramar



### What other programs are coded under this TOP code?\*

Control Number	Catalog Name	Goal	Award
17037	Personal Training	CTE (Limited to programs in CTE TOP codes other than ADTs)	Certificate of Achievement: 18 or greater semester(or 27 or greater quarter) units
39433	300-Hour Registered Yoga Teacher	CTE (Limited to programs in CTE TOP codes other than ADTs)	Certificate of Achievement requiring 8 to less than 16 semester units or 12 to less than 24 quarter units

\*Note: Information as seen in the Chancellor's Office Curriculum Inventory.

ADT = Associate Degree for Transfer

CSU GE = California State University General Education

CTE = Career Technical Education

IGETC = Intersegmental General Education Transfer..

TOP6 Program Title: 083520 Fitness Trainer  
College: San Diego Miramar

Total Demand Sselected/linked occupation(s)	Total TOP Code Supply	Total CIP Code Supply
820	113	44

Annual Job Openings (2022-2027)

SOC   Occupation	
29-9091 Athletic Trainers	33
39-9031 Exercise Trainers and Group Fitness Instructors	787
Grand Total	820

Total TOP Code Supply\*

Includes all related TOP Codes

\* Note: If number is below Selected TOP Code Supply then there is code misalignment.

TOP6 Code	TOP6 Title	
083520	Fitness Trainer	113
Grand Total		113

Total CIP Code Supply

Includes all related CIP Codes

CIP Code	CIP Title	
51.0913	Athletic Training/Trainer	44
Grand Total		44

Selected TOP6 Code Supply

Fitness Trainer (Only)

113

Annual Program Awards - Three-Year Average

TOP6 83520

CC Awards (PY19-20 to PY21-22)

Non-CC Awards (PY19-20 to PY20-21)

Community College Non-Community College Total

Refer to Award Type Breakout sheet for a detailed award breakdown.

Institution Name	Awards
MiraCosta	76
Palomar	1
San Diego City	2
San Diego Mesa	3
San Diego Miramar	20
Southwestern	11
Grand Total	113

Note: Community College awards as seen in the Chancellor’s Office Management Information Systems Data Mart. Non-Community College awards as seen in the integrated Postsecondary Education Data System.

Average Entry-Level Wage for Occupation(s) > Living Wage (\$18.43): True

Education, Training, and Wages

SOC   Occupation	Typical Entry-Level Education	Typical On-the-Job Training (OJT)	Entry-Level Wage (25th Percentile)	Median Wage
29-9091 Athletic Trainers	Bachelor’s degree	None	\$22.49	\$28.03
39-9031 Exercise Trainers and Group Fitness Instructors	High school diploma or equivalent	Short-term OJT	\$17.92	\$23.24



## Program Fact Sheets

## II. Labor Market Information, Occupation Demographics

Demographics broken down by San Diego population and occupations within San Diego.

### Guiding Questions:

- \* Do enrollment trends differ from the demographics of the occupations? Why do you think these trends exist?
- \* Are there any ethnic/racial groups at your institution that are underrepresented when compared to the County?

### Age

County	19-21	22-24	25-34	35-44	45-54	55-64	65+
San Diego	5%	6%	24%	22%	20%	16%	7%

### SOC | Occupation

29-9091 Athletic Trainers	0%	7%	30%	23%	19%	13%	7%
39-9031 Exercise Trainers and Group Fitness Instruct..	8%	9%	29%	22%	14%	9%	5%

### Gender

County	Female	Male
San Diego	47%	53%

### SOC | Occupation

29-9091 Athletic Trainers	56%	44%
39-9031 Exercise Trainers and Group Fitness Instructors	59%	41%

### Race or Ethnicity

County	Asian	Black or African American	Hispanic or Latinx	Native American or Alaska Native	Native Hawaiian or Other Pacific	Two or More Races	White
San Diego	13%	6%	34%	0%	0%	3%	43%

### SOC | Occupation

29-9091 Athletic Trainers	9%	5%	26%	0%	0%	4%	55%
39-9031 Exercise Trainers and Group Fitness Instruct..	7%	5%	26%	0%	0%	4%	57%

### National Educational Attainment

County	< HS	HS	Some College	Associate	Bachelor's	Master's	PhD or Professional
San Diego	14%	19%	22%	9%	23%	9%	5%

### SOC | Occupation

29-9091 Athletic Trainers	13%	46%	28%	6%	8%	0%	0%
39-9031 Exercise Trainers and Group Fitness Instructors	1%	4%	8%	4%	50%	30%	4%

## Program Fact Sheets

## II. Labor Market Information, Program Supply

Selected TOP6: **Fitness Trainer**

Total Supply: **113**

Annual Program Awards - Three-Year Average (Supply)

■ Community College ■ Non-Community College ■ Total

Institution Name	Cert 16-30	Cert 30-60	Cert 6-18	Cert 8-16	Credit Award < 6 semester units	Grand Total
MiraCosta	4		57	15		76
Palomar		1				1
San Diego City	2					2
San Diego Mesa	3					3
San Diego Miramar	8			12		20
Southwestern	5			1	5	11
<b>Total</b>	<b>22</b>	<b>1</b>	<b>57</b>	<b>28</b>	<b>5</b>	<b>113</b>

Award Level	Abbreviation	Award Level	Abbreviation
Noncredit award < 48 hours	NC < 48 hrs	Certificate 18 < 30 semester units	Cert 18-30
Noncredit award 48 < 96 hours	NC 48 < 96 hrs	Certificate 30 < 60 semester units	Cert 30-60
Noncredit award 96 < 144 hours	NC 96 < 144 hrs	Certificate 6 < 18 semester units	Cert 6-18
Noncredit award 144 < 192 hours	NC 144 < 192 hrs	Certificate 60+ semester units	Cert 60+
Noncredit award 192 < 288 hours	NC 192 < 288 hrs	Certificates of Less than 1 yr	Cert 1 <
Noncredit award 288 < 480 hours	NC 288 < 480 hrs	Certificates of at least 1 but less than 2 years	Cert 1 < 2 yrs
Noncredit award 480 < 960 hours	NC 480 < 960 hrs	Certificates of at least 2 but less than 4 years	Cert 2 < 4 yrs
Noncredit award 960+ hours	NC 960+ hrs	Associate Degree	AA/AS
Noncredit award	NC	Associate for Transfer Degree	ADT
Award < 1 academic yr	Award < 1 yr	Postsecondary awards	Postsecondary
Award 1 < 2 academic yrs	Award 1 < 2 yrs	Bachelor's Degree	BA/BS
Award 2 < 4 academic yrs	Award 2 < 4 yrs	Postbaccalaureate certificate	Post BA/BS
Credit Award, < 6 semester units	Credit < 6	Master's degree	MA/MS
Certificate 8 < 16 semester units	Cert 8-16	Post-master's certificate	Post MA/MS
Certificate 12 < 18 semester units	Cert 12-18	Doctor's degree	Doct
Certificate 16 < 30 semester units	Cert 16-30		

Note: Community College awards as seen in the Chancellor's Office Management Information Systems Data Mart. Non-Community College awards as seen in the integrated Postsecondary Education Data System.

Total Supply: **113**

Community.. ■ Community Coll.. ■ Total

TOP6 Program Title: 083520 Fitness Trainer  
College: San Diego Miramar

## Program Fact Sheets

### III. Enrollment

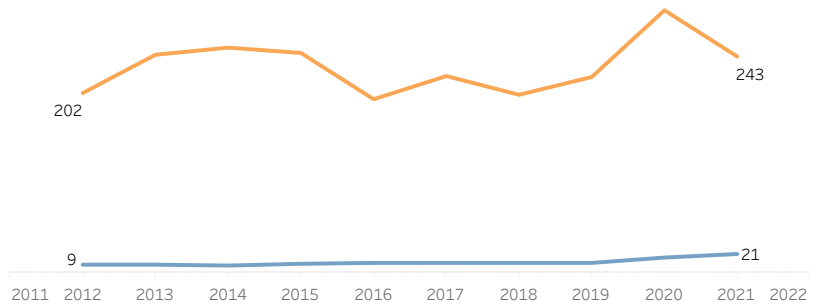
TOP6 Program Title: **083520 Fitness Trainer**  
College: **San Diego Miramar**

Program Year  
2020-21

#### Enrollment Trends

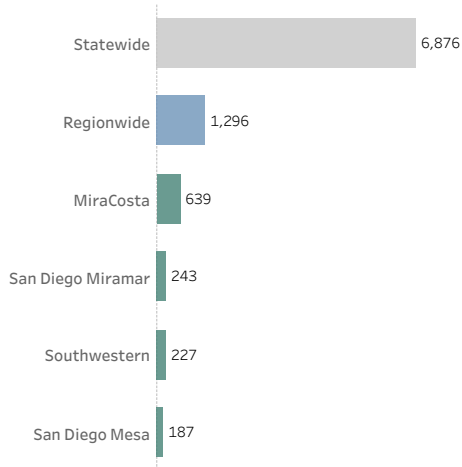
	Enrollments	Sections Offered
2011-12	202	9
2012-13	245	9
2013-14	253	8
2014-15	247	10
2015-16	195	11
2016-17	221	11
2017-18	200	11
2018-19	220	11
2019-20	295	17
2020-21	243	21

#### Enrollment Trends

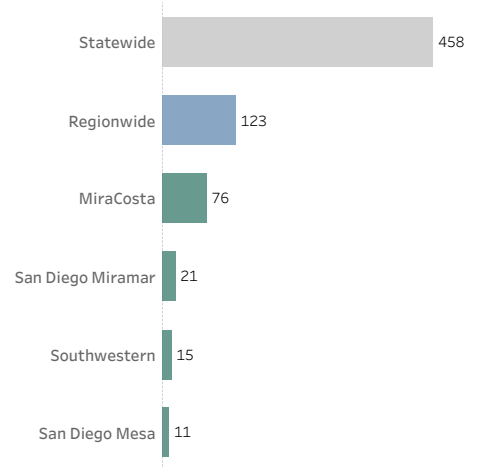


Note: Information as seen in the Chancellor's Office LaunchBoard. If there were fewer than 10 students, the data for the metric were suppressed.

#### # Course Enrollments (2020-21)



#### # Course Sections (2020-21)

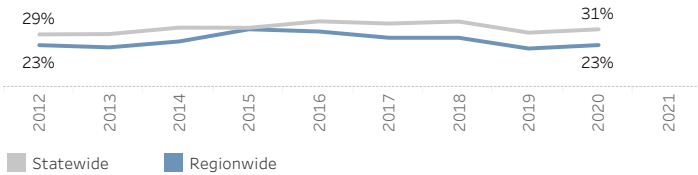


Note: Information as seen in the Chancellor's Office LaunchBoard. If there were fewer than 10 students, the data for the metric were suppressed.

TOP6 Program Title: **083520 Fitness Trainer**  
College: **San Diego Miramar**

Program Year  
2019-20

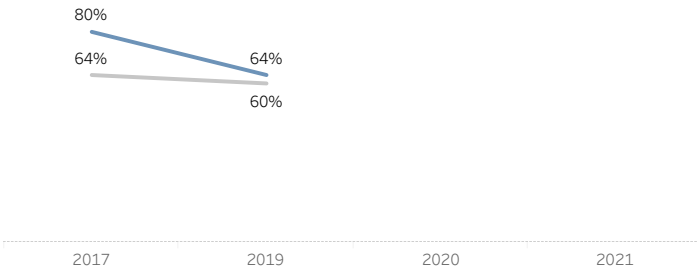
% Attained the Living Wage\*



% Attained the Living Wage\*



% Job Closely Related to Field of Study\*



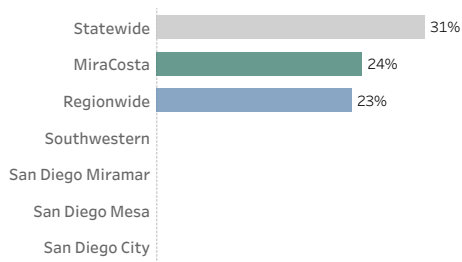
% Job Closely Related to Field of Study\*



Note: Information as seen in the Chancellor's Office LaunchBoard. If there were fewer than 10 students, the data for the metric were suppressed. If year is missing, data were not available from the Chancellor's Office LaunchBoard.


% Attained a Living Wage (2019-20)

Most recent data available are for PY 2019-20.



% Job Closely Related to Field of Study (2019-20)

Most recent data available are for PY 2018-19.



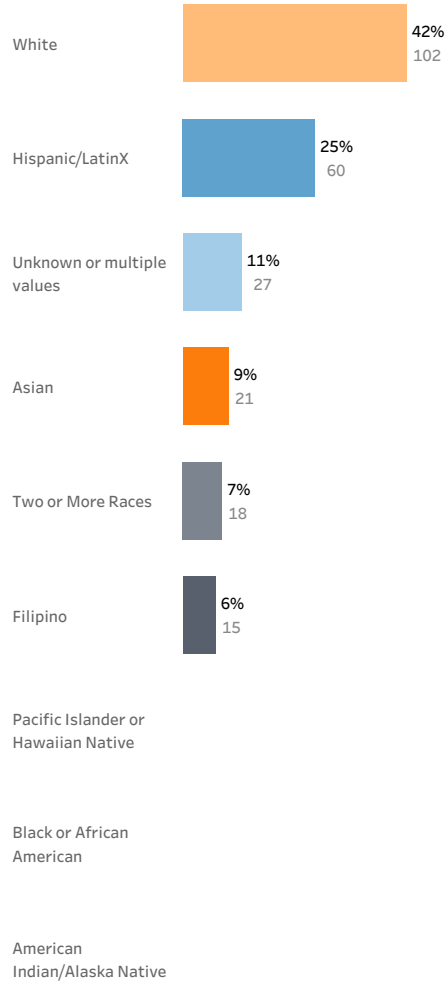
Note: Information as seen in the Chancellor's Office LaunchBoard. If there were fewer than 10 students, the data for the metric were suppressed. If year is missing, data were not available from the Chancellor's Office LaunchBoard.

## Program Fact Sheets

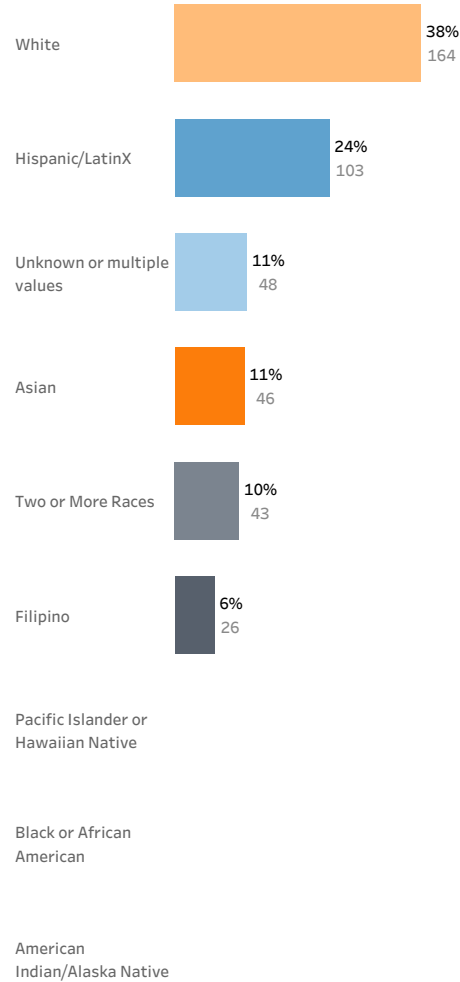
VII. Program Demographics  
2020 - 2021

TOP6 Program Title: **083520 Fitness Trainer**  
College: **San Diego Miramar**

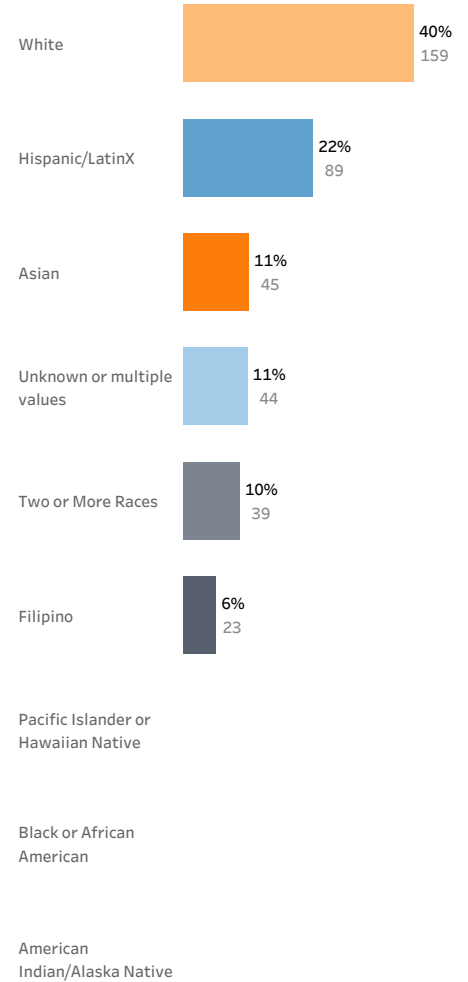
### Enrollments



### Course Retention Rate



### Course Success Rate



Note: Above, masked values (when data are insufficient) are reported as "Unknown or multiple values".  
Multiple values = Student reported to more than one program.

TOP6 Program Title: 083520 Fitness Trainer  
College: San Diego Miramar



Job Closely Related to Field of Study  
(Program Year 2018-19)

Attained the Living Wage  
(Program Year 2019-20)

White

White

Two or More Races

Two or More Races

Pacific Islander or Hawaiian Native

Pacific Islander or Hawaiian Native

Hispanic/LatinX

Hispanic/LatinX

Filipino

Filipino

Black or African American

Black or African American

Asian

Asian

American Indian/Alaska Native

American Indian/Alaska Native

Note: Above, masked values (when data are insufficient) are reported as "Unknown or multiple values".  
Multiple values = Student reported to more than one program.



### Metric Definitions

**Attained the Living Wage\*** Among CCP students who exited college and did not transfer to any postsecondary institution, the proportion who attained the district county living wage for a single adult measured immediately following academic year of exit

Among students who exited college and did not transfer to any postsecondary institution, the proportion who attained the district county living wage for a single adult measured immediately following academic year of exit

**Course Retention Rate** Among all credit enrollments, percentage of enrollments where students did not withdraw and received a valid grade in the selected year

**Course Success Rate\*** Among all credit enrollments, the percentage of enrollments where students successfully completed the course

**Enrollments** The number of enrollments in courses assigned to the TOP code in the selected year

**Job Closely Related to Field of Study\*** Among CTE students who responded to this CTE Outcomes Survey question(s) and did not transfer to any postsecondary institution, the proportion who reported that they are working in a job very closely or closely related to their field of study

Among students who responded to the CTE Outcomes Survey and did not transfer to any postsecondary institution, the proportion who reported that they are working in a job very closely or closely related to their field of study

**Sections Offered** The number of sections offered in the TOP code in the selected year

# Program Fact Sheets

## I. Overview

### Filters

County	Institution	TOP6 Title	Catalog Name
San Diego	San Diego Miramar	Forensics, Evidence, and I..	All

Disclaimer: This report should be used to guide program discussions. This cannot be used for the Regional Program Recommendation Process.

TOP6	TOP6 Title	Institution
210540	Forensics, Evidence, and Investigation	San Diego Miramar



### San Diego Miramar Crosswalk Occupations for TOP6: 210540

SOC   Occupation	Job Description	Typical Entry-Level Education
19-4092 Forensic Science Technicians	Collect, identify, classify, and analyze physical evidence related to criminal investigations. Perform tests on weapons or substances, such as fiber, hair, and tissue to determine significance to investigation. May testify as expert witnesses on evidence or crime laboratory techniques. May serve as specialists in area of expertise, such as ballistics, fingerprinting, handwriting, or biochemistry.	Bachelor's degree
19-4099 Life, Physical, and Social Science Technicians, All Other	All life, physical, and social science technicians not listed separately.	Associate degree
33-3011 Bailiffs	Maintain order in courts of law.	High school diploma or equivalent
33-3021 Detectives and Criminal Investigators	Conduct investigations related to suspected violations of federal, state, or local laws to prevent or solve crimes. Excludes "Private Detectives and Investigators" (33-9021).	High school diploma or equivalent
33-3051 Police and Sheriff's Patrol Officers	Maintain order and protect life and property by enforcing local, tribal, state, or federal laws and ordinances. Perform a combination of the following duties: patrol a specific area; direct traffic; issue traffic summonses; investigate accidents; apprehend and arrest suspects, or serve legal processes of courts. Includes police officers working at educational institutions.	High school diploma or equivalent
33-9021 Private Detectives and Investigators	Gather, analyze, compile, and report information regarding individuals or organizations to clients, or detect occurrences of unlawful acts or infractions of rules in private establishment.	High school diploma or equivalent



# Program Fact Sheets

## I. Summary

**TOP6** **TOP6 Title** **Institution**  
 210540 Forensics, Evidence, and Investigation San Diego Miramar



Total Demand	Selected/Linked SOC   Occupation (s)	Total TOP Code Supply	Total CIP Code Supply
1,322	19-4092 Forensic Science Technicians 19-4099 Life, Physical, and Social Science Technicians, All Other 33-3011 Bailiffs 33-3021 Detectives and Criminal Investigators 33-3051 Police and Sheriff's Patrol Officers 33-9021 Private Detectives and Investigators	877	1,352

How many annual openings do these occupations have?



How many institutions provide training for these occupations?

1 - 3 Low  
 4 - 7 Medium  
 8+ High

Number of TOP related institutions - 7  
 Number of CIP related institutions - 9

On average, do these occupations pay above the living wage of \$18.43?



What is the highest expected education level for these occupations?

- ☐ Doctorate Degree
- ☐ Master's Degree
- ☒ Bachelor's Degree
- ☐ Associate Degree
- ☐ Some College or Certificate
- ☐ HS Diploma or Equivalent
- ☐ Less Than a HS Diploma
- ☐ Apprenticeship

## Program Fact Sheets

### I. Catalog

TOP6	TOP6 Title	Institution
210540	Forensics, Evidence, and Investigation	San Diego Miramar



### What other programs are coded under this TOP code?\*

Control Number	Catalog Name	Goal	Award
11261	Administration of Justice Investigations Specialization	CTE (Limited to programs in CTE TOP codes other than ADTs)	A.S. Degree
16743	Advanced Traffic Accident Investigation	CTE (Limited to programs in CTE TOP codes other than ADTs)	Certificate of Achievement requiring 16 to less than 30 semester units or 24 to less than 45 quarter units
22276	Administration of Justice Investigations Specialization	CTE (Limited to programs in CTE TOP codes other than ADTs)	Certificate of Achievement: 18 or greater semester(or 27 or greater quarter) units

\*Note: Information as seen in the Chancellor's Office Curriculum Inventory.

ADT = Associate Degree for Transfer

CSU GE = California State University General Education

CTE = Career Technical Education

IGETC = Intersegmental General Education Transfer..

Total Demand Sselected/linked occupation(s)	Total TOP Code Supply	Total CIP Code Supply
1,322	877	1,352

Annual Job Openings (2022-2027)

SOC   Occupation	
19-4092 Forensic Science Technicians	36
19-4099 Life, Physical, and Social Science Technicians, All Other	256
33-3011 Bailiffs	19
33-3021 Detectives and Criminal Investigators	276
33-3051 Police and Sheriff's Patrol Officers	707
33-9021 Private Detectives and Investigators	28
Grand Total	1,322

Total TOP Code Supply\*

Includes all related TOP Codes

\* Note: If number is below Selected TOP Code Supply then there is code misalignment.

TOP6 Code	TOP6 Title	
210540	Forensics, Evidence, and Investigation	63
043000	Biotechnology and Biomedical Technology	208
210500	Administration of Justice	518
210550	Police Academy	88
Grand Total		877

Total CIP Code Supply

Includes all related CIP Codes

CIP Code	CIP Title	
43.0406	Forensic Science and Technology	57
43.0103	Criminal Justice/Law Enforcement Administration	448
43.0104	Criminal Justice/Safety Studies	846
43.0107	Criminal Justice/Police Science	1
Grand Total		1,352

Selected TOP6 Code Supply

Forensics, Evidence, and Investigation (Only)

120

Annual Program Awards - Three-Year Average

TOP6 210540

CC Awards (PY19-20 to PY21-22)

Non-CC Awards (PY19-20 to PY20-21)

Community College Non-Community College Total

Refer to Award Type Breakout sheet for a detailed award breakdown.

Institution Name	Awards
Grossmont	44
Palomar	8
San Diego Miramar	7
Southwestern	4
National University	57
Grand Total	120

Note: Community College awards as seen in the Chancellor's Office Management Information Systems Data Mart. Non-Community College awards as seen in the integrated Postsecondary Education Data System.

Average Entry-Level Wage for Occupation(s) > Living Wage (\$18.43): True

Education, Training, and Wages

SOC   Occupation	Typical Entry-Level Education	Typical On-the-Job Training (OJT)	Entry-Level Wage (25th Percentile)	Median Wage
19-4092 Forensic Science Technicians	Bachelor's degree	Moderate-term OJT	\$30.95	\$39.36
19-4099 Life, Physical, and Social Science Technicians, All Other	Associate degree	None	\$21.07	\$28.45
33-3011 Bailiffs	High school diploma or equivalent	Moderate-term OJT	\$26.35	\$26.35
33-3021 Detectives and Criminal Investigators	High school diploma or equivalent	Moderate-term OJT	\$47.88	\$50.03
33-3051 Police and Sheriff's Patrol Officers	High school diploma or equivalent	Moderate-term OJT	\$38.19	\$47.87
33-9021 Private Detectives and Investigators	High school diploma or equivalent	Moderate-term OJT	\$18.35	\$26.76

## Program Fact Sheets

## II. Labor Market Information, Occupation Demographics

Demographics broken down by San Diego population and occupations within San Diego.

### Guiding Questions:

- \* Do enrollment trends differ from the demographics of the occupations? Why do you think these trends exist?
- \* Are there any ethnic/racial groups at your institution that are underrepresented when compared to the County?

### Age

County	19-21	22-24	25-34	35-44	45-54	55-64	65+
San Diego	5%	6%	24%	22%	20%	16%	7%

#### SOC | Occupation

19-4092	Forensic Science Technicians	9%	9%	28%	19%	16%	14%	0%
19-4099	Life, Physical, and Social Science Technicians..	10%	13%	30%	17%	14%	11%	4%
33-3011	Bailiffs	0%	0%	24%	26%	24%	16%	0%
33-3021	Detectives and Criminal Investigators	1%	1%	20%	39%	25%	11%	2%
33-3051	Police and Sheriff's Patrol Officers	4%	6%	33%	30%	18%	7%	1%
33-9021	Private Detectives and Investigators	0%	0%	25%	27%	20%	16%	7%

### Gender

County	Female	Male
San Diego	47%	53%

#### SOC | Occupation

19-4092	Forensic Science Technicians	54%	46%
19-4099	Life, Physical, and Social Science Technicians, All Other	51%	49%
33-3011	Bailiffs	36%	64%
33-3021	Detectives and Criminal Investigators	27%	73%
33-3051	Police and Sheriff's Patrol Officers	18%	82%
33-9021	Private Detectives and Investigators	39%	61%

### Race or Ethnicity

County	Asian	Black or African American	Hispanic or Latinx	Native American or Alaska Native	Native Hawaiian or Other Pacific	Two or More Races	White
San Diego	13%	6%	34%	0%	0%	3%	43%

#### SOC | Occupation

19-4092	Forensic Science Technicians	23%	5%	28%	0%	0%	6%	37%
19-4099	Life, Physical, and Social Science Technicians..	27%	4%	20%	0%	0%	4%	43%
33-3011	Bailiffs	0%	16%	39%	0%	0%	0%	37%
33-3021	Detectives and Criminal Investigators	7%	8%	35%	0%	0%	5%	43%
33-3051	Police and Sheriff's Patrol Officers	7%	10%	35%	0%	0%	5%	42%
33-9021	Private Detectives and Investigators	8%	8%	36%	0%	0%	0%	44%

### National Educational Attainment

County	< HS	HS	Some College	Associate	Bachelor's	Master's	PhD or Professional
San Diego	14%	19%	22%	9%	23%	9%	5%

#### SOC | Occupation

19-4092	Forensic Science Technicians	5%	31%	34%	13%	13%	3%	1%
19-4099	Life, Physical, and Social Science Technicians, ..	2%	12%	16%	49%	16%	4%	1%
33-3011	Bailiffs	13%	26%	24%	8%	22%	5%	3%
33-3021	Detectives and Criminal Investigators	33%	41%	16%	5%	5%	1%	0%
33-3051	Police and Sheriff's Patrol Officers	9%	38%	30%	14%	8%	1%	0%
33-9021	Private Detectives and Investigators	16%	47%	21%	11%	5%	0%	0%

### Selected TOP6: Forensics, Evidence, and Investigation

Total Supply: 120

#### Annual Program Awards - Three-Year Average (Supply)

Community College Non-Community College Total

Institution Name	Cert 30-60	AA/AS	Post BA/BS	MA/MS	Grand Total
Grossmont	25	19			44
Palomar		8			8
San Diego Miramar	3	4			7
Southwestern	1	3			4
National University			5	52	57
Total	29	34	5	52	120

Award Level	Abbreviation	Award Level	Abbreviation
Noncredit award < 48 hours	NC < 48 hrs	Certificate 18 < 30 semester units	Cert 18-30
Noncredit award 48 < 96 hours	NC 48 < 96 hrs	Certificate 30 < 60 semester units	Cert 30-60
Noncredit award 96 < 144 hours	NC 96 < 144 hrs	Certificate 6 < 18 semester units	Cert 6-18
Noncredit award 144 < 192 hours	NC 144 < 192 hrs	Certificate 60+ semester units	Cert 60+
Noncredit award 192 < 288 hours	NC 192 < 288 hrs	Certificates of Less than 1 yr	Cert 1 <
Noncredit award 288 < 480 hours	NC 288 < 480 hrs	Certificates of at least 1 but less than 2 years	Cert 1 < 2 yrs
Noncredit award 480 < 960 hours	NC 480 < 960 hrs	Certificates of at least 2 but less than 4 years	Cert 2 < 4 yrs
Noncredit award 960+ hours	NC 960+ hrs	Associate Degree	AA/AS
Noncredit award	NC	Associate for Transfer Degree	ADT
Award < 1 academic yr	Award < 1 yr	Postsecondary awards	Postsecondary
Award 1 < 2 academic yrs	Award 1 < 2 yrs	Bachelor's Degree	BA/BS
Award 2 < 4 academic yrs	Award 2 < 4 yrs	Postbaccalaureate certificate	Post BA/BS
Credit Award, < 6 semester units	Credit < 6	Master's degree	MA/MS
Certificate 8 < 16 semester units	Cert 8-16	Post-master's certificate	Post MA/MS
Certificate 12 < 18 semester units	Cert 12-18	Doctor's degree	Doct
Certificate 16 < 30 semester units	Cert 16-30		

Note: Community College awards as seen in the Chancellor's Office Management Information Systems Data Mart. Non-Community College awards as seen in the integrated Postsecondary Education Data System.

Total Supply: 120

Community.. Community Coll.. Other Total

TOP6 Program Title: 210540 Forensics, Evidence, and Investigation  
College: San Diego Miramar

## Program Fact Sheets

### III. Enrollment

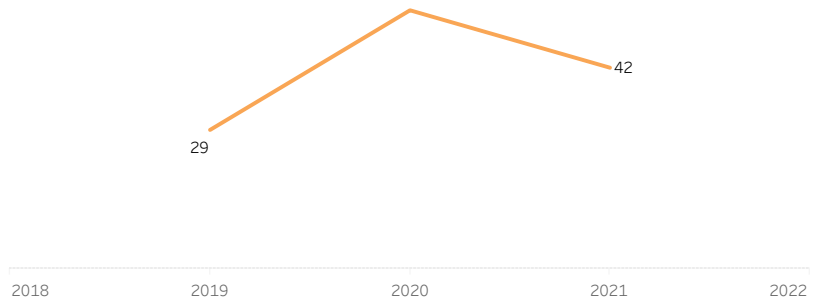
TOP6 Program Title: **210540 Forensics, Evidence, and Investigation**  
 College: **San Diego Miramar**

Program Year  
 2020-21

#### Enrollment Trends

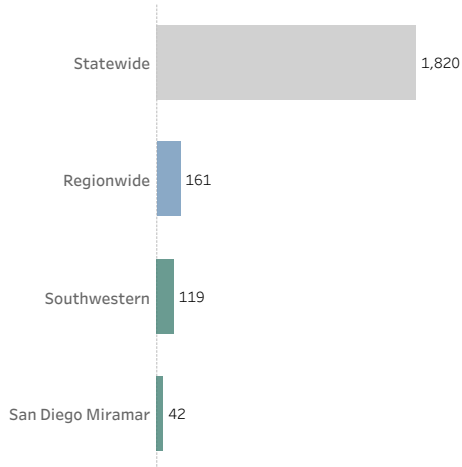
	Enrollments	Sections Offered
2011-12		
2012-13		
2013-14		
2014-15		
2015-16		
2016-17		
2017-18		
2018-19	29	
2019-20	54	
2020-21	42	

#### Enrollment Trends

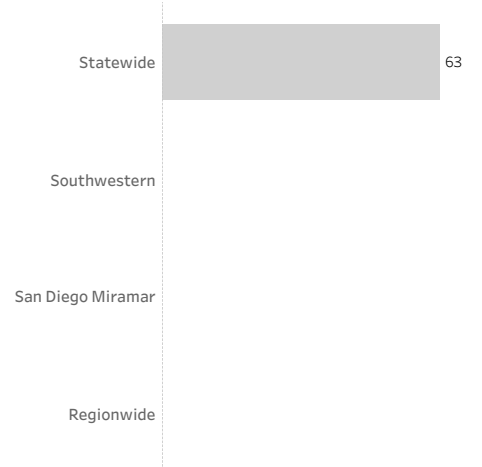


Note: Information as seen in the Chancellor's Office LaunchBoard. If there were fewer than 10 students, the data for the metric were suppressed.

#### # Course Enrollments (2020-21)



#### # Course Sections (2020-21)

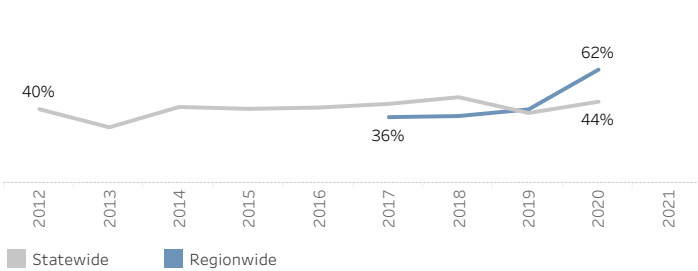


Note: Information as seen in the Chancellor's Office LaunchBoard. If there were fewer than 10 students, the data for the metric were suppressed.

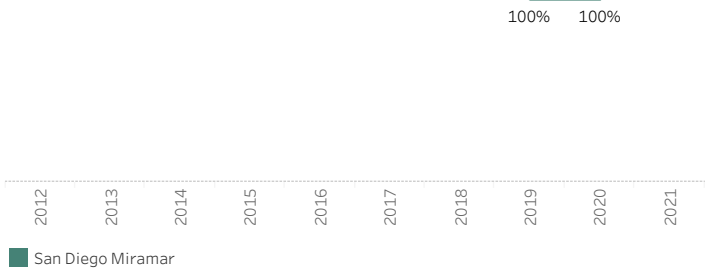
TOP6 Program Title: **210540 Forensics, Evidence, and Investigation**  
College: **San Diego Miramar**

Program Year  
2019-20

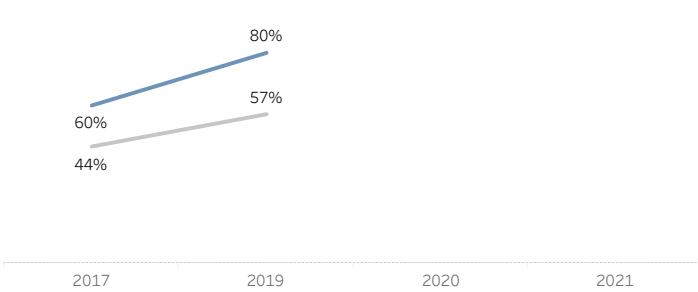
% Attained the Living Wage\*



% Attained the Living Wage\*



% Job Closely Related to Field of Study\*



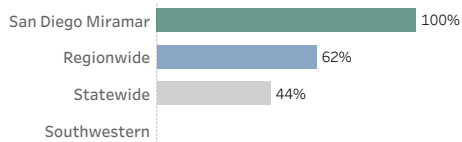
% Job Closely Related to Field of Study\*



Note: Information as seen in the Chancellor's Office LaunchBoard. If there were fewer than 10 students, the data for the metric were suppressed. If year is missing, data were not available from the Chancellor's Office LaunchBoard.

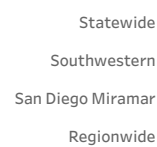
% Attained a Living Wage (2019-20)

Most recent data available are for PY 2019-20.



% Job Closely Related to Field of Study (2019-20)

Most recent data available are for PY 2018-19.



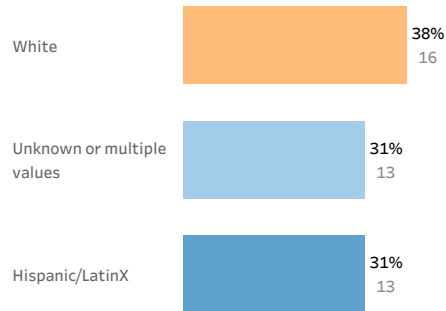
Note: Information as seen in the Chancellor's Office LaunchBoard. If there were fewer than 10 students, the data for the metric were suppressed. If year is missing, data were not available from the Chancellor's Office LaunchBoard.

## Program Fact Sheets

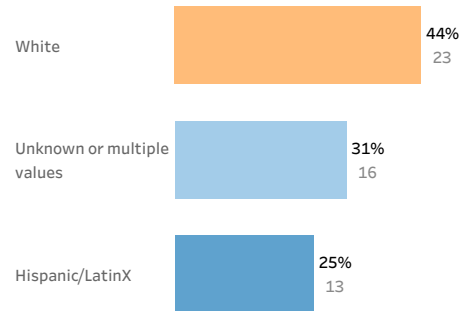
VII. Program Demographics  
2020 - 2021

TOP6 Program Title: **210540 Forensics, Evidence, and Investigation**  
College: **San Diego Miramar**

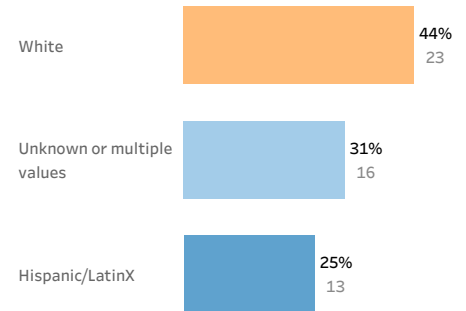
### Enrollments



### Course Retention Rate



### Course Success Rate



Two or More Races

Two or More Races

Two or More Races

Pacific Islander or  
Hawaiian Native

Pacific Islander or  
Hawaiian Native

Pacific Islander or  
Hawaiian Native

Filipino

Filipino

Filipino

Black or African  
American

Black or African  
American

Black or African  
American

Asian

Asian

Asian

American  
Indian/Alaska Native

American  
Indian/Alaska Native

American  
Indian/Alaska Native

Note: Above, masked values (when data are insufficient) are reported as "Unknown or multiple values".  
Multiple values = Student reported to more than one program.



TOP6 Program Title: 210540 Forensics, Evidence, and Investigation  
College: San Diego Miramar

Job Closely Related to Field of Study  
(Program Year 2018-19)

White

Two or More Races

Pacific Islander or Hawaiian Native

Hispanic/LatinX

Filipino

Black or African American

Asian

American Indian/Alaska Native

Attained the Living Wage  
(Program Year 2019-20)

White

Unknown or multiple values

Two or More Races

Pacific Islander or Hawaiian Native

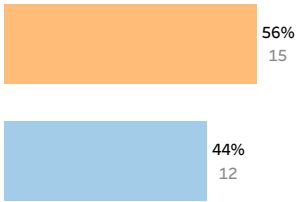
Hispanic/LatinX

Filipino

Black or African American

Asian

American Indian/Alaska Native



Note: Above, masked values (when data are insufficient) are reported as "Unknown or multiple values".  
Multiple values = Student reported to more than one program.

### Metric Definitions

#### Attained the Living Wage\*

Among CCP students who exited college and did not transfer to any postsecondary institution, the proportion who attained the district county living wage for a single adult measured immediately following academic year of exit

Among students who exited college and did not transfer to any postsecondary institution, the proportion who attained the district county living wage for a single adult measured immediately following academic year of exit

#### Course Retention Rate

Among all credit enrollments, percentage of enrollments where students did not withdraw and received a valid grade in the selected year

#### Course Success Rate\*

Among all credit enrollments, the percentage of enrollments where students successfully completed the course

#### Enrollments

The number of enrollments in courses assigned to the TOP code in the selected year

#### Job Closely Related to Field of Study\*

Among CTE students who responded to this CTE Outcomes Survey question(s) and did not transfer to any postsecondary institution, the proportion who reported that they are working in a job very closely or closely related to their field of study

Among students who responded to the CTE Outcomes Survey and did not transfer to any postsecondary institution, the proportion who reported that they are working in a job very closely or closely related to their field of study

#### Sections Offered

The number of sections offered in the TOP code in the selected year

# Program Fact Sheets

## I. Overview

### Filters

County	Institution	TOP6 Title	Catalog Name
San Diego	San Diego Miramar	Heavy Equipment Mainten..	All

Disclaimer: This report should be used to guide program discussions. This cannot be used for the Regional Program Recommendation Process.

TOP6	TOP6 Title	Institution
094720	Heavy Equipment Maintenance	San Diego Miramar



### San Diego Miramar Crosswalk Occupations for TOP6: 094720

SOC   Occupation	Job Description	Typical Entry-Level Education
49-3042 Mobile Heavy Equipment Mechanics, Except Engines	Diagnose, adjust, repair, or overhaul mobile mechanical, hydraulic, and pneumatic equipment, such as cranes, bulldozers, graders, and conveyors, used in construction, logging, and mining. Excludes "Bus and Truck Mechanics and Diesel Engine Specialists" (49-3031) and "Rail Car Repairers" (49-3043).	High school diploma or equivalent
49-3043 Rail Car Repairers	Diagnose, adjust, repair, or overhaul railroad rolling stock, mine cars, or mass transit rail cars. Excludes "Bus and Truck Mechanics and Diesel Engine Specialists" (49-3031).	High school diploma or equivalent
49-9012 Control and Valve Installers and Repairers, Except Mechanical Door	Install, repair, and maintain mechanical regulating and controlling devices, such as electric meters, gas regulators, thermostats, safety and flow valves, and other mechanical governors.	High school diploma or equivalent

# Program Fact Sheets

## I. Summary

**TOP6** **TOP6 Title** **Institution**  
 094720 Heavy Equipment Maintenance San Diego Miramar



Total Demand	Selected/Linked SOC   Occupation (s)	Total TOP Code Supply	Total CIP Code Supply
187	49-3042 Mobile Heavy Equipment Mechanics, Except Engines	9	None
	49-3043 Rail Car Repairers		
	49-9012 Control and Valve Installers and Repairers, Except Mechanical Door		

How many annual openings do these occupations have?



How many institutions provide training for these occupations?

1 - 3 Low  
 4 - 7 Medium  
 8+ High

Number of TOP related institutions - 1

Number of CIP related institutions - None

On average, do these occupations pay above the living wage of \$18.43?



What is the highest expected education level for these occupations?

- ☐ Doctorate Degree
- ☐ Master's Degree
- ☐ Bachelor's Degree
- ☐ Associate Degree
- ☐ Some College or Certificate
- ☒ HS Diploma or Equivalent
- ☐ Less Than a HS Diploma
- ☐ Apprenticeship

## Program Fact Sheets

### I. Catalog

TOP6	TOP6 Title	Institution
094720	Heavy Equipment Maintenance	San Diego Miramar



### What other programs are coded under this TOP code?\*

Control Number	Catalog Name	Goal	Award
5078	Heavy Duty Transportation Technology (HDTT)	CTE (Limited to programs in CTE TOP codes other than ADTs)	A.S. Degree
9718	Heavy Equipment Technology (HET)	CTE (Limited to programs in CTE TOP codes other than ADTs)	A.S. Degree
12648	Equipment Mechanic Apprenticeship	CTE (Limited to programs in CTE TOP codes other than ADTs)	A.S. Degree
22286	Equipment Mechanic Apprenticeship	CTE (Limited to programs in CTE TOP codes other than ADTs)	Certificate of Achievement requiring 16 to less than 30 semester units or 24 to less than 45 quarter units
22287	Heavy Duty Transportation Technology (HDTT)	CTE (Limited to programs in CTE TOP codes other than ADTs)	Certificate of Achievement: 18 or greater semester(or 27 or greater quarter) units
22288	Heavy Equipment Technology (HET)	CTE (Limited to programs in CTE TOP codes other than ADTs)	Certificate of Achievement: 18 or greater semester(or 27 or greater quarter) units

\*Note: Information as seen in the Chancellor's Office Curriculum Inventory.

ADT = Associate Degree for Transfer  
 CSU GE = California State University General Education  
 CTE = Career Technical Education  
 IGETC = Intersegmental General Education Transfer..

Total Demand Sselected/linked occupation(s)	Total TOP Code Supply	Total CIP Code Supply
187	9	None

Annual Job Openings (2022-2027)

SOC   Occupation	
49-3042 Mobile Heavy Equipment Mechanics, Except Engines	124
49-3043 Rail Car Repairers	9
49-9012 Control and Valve Installers and Repairers, Except Mechanical Door	54
Grand Total	187

Total TOP Code Supply\*

Includes all related TOP Codes

\* Note: If number is below Selected TOP Code Supply then there is code misalignment.

TOP6 Code	TOP6 Title	
094720	Heavy Equipment Maintenance	9
Grand Total		9

Total CIP Code Supply

Includes all related CIP Codes

Selected TOP6 Code Supply

Heavy Equipment Maintenance (Only)

9

Annual Program Awards - Three-Year Average

TOP6 94720

CC Awards (PY19-20 to PY21-22)

Non-CC Awards (PY19-20 to PY20-21)

Community College Non-Community College Total

Refer to Award Type Breakout sheet for a detailed award breakdown.

Institution Name	Awards
San Diego Miramar	9
Grand Total	9

Note: Community College awards as seen in the Chancellor’s Office Management Information Systems Data Mart. Non-Community College awards as seen in the integrated Postsecondary Education Data System.

Average Entry-Level Wage for Occupation(s) > Living Wage (\$18.43): True

Education, Training, and Wages

SOC   Occupation	Typical Entry-Level Education	Typical On-the-Job Training (OJT)	Entry-Level Wage (25th Percentile)	Median Wage
49-3042 Mobile Heavy Equipment Mechanics, Except Engines	High school diploma or equivalent	Long-term OJT	\$23.57	\$29.72
49-3043 Rail Car Repairers	High school diploma or equivalent	Long-term OJT	\$24.14	\$35.58
49-9012 Control and Valve Installers and Repairers, Except Mechanical Door	High school diploma or equivalent	Moderate-term OJT	\$29.68	\$38.20

## Program Fact Sheets

## II. Labor Market Information, Occupation Demographics

Demographics broken down by San Diego population and occupations within San Diego.

### Guiding Questions:

- \* Do enrollment trends differ from the demographics of the occupations? Why do you think these trends exist?
- \* Are there any ethnic/racial groups at your institution that are underrepresented when compared to the County?

### Age

County	19-21	22-24	25-34	35-44	45-54	55-64	65+
San Diego	5%	6%	24%	22%	20%	16%	7%

### SOC | Occupation

49-3042 Mobile Heavy Equipment Mechanics, Except ..	5%	5%	21%	23%	21%	19%	5%
49-3043 Rail Car Repairers	0%	0%	24%	21%	20%	14%	0%
49-9012 Control and Valve Installers and Repairers, E..	0%	2%	19%	29%	24%	22%	3%

### Gender

County	Female	Male
San Diego	47%	53%

### SOC | Occupation

49-3042 Mobile Heavy Equipment Mechanics, Except Engines	2%	98%
49-3043 Rail Car Repairers		98%
49-9012 Control and Valve Installers and Repairers, Except Mechanical Do..	8%	92%

### Race or Ethnicity

County	Asian	Black or African American	Hispanic or Latinx	Native American or Alaska Native	Native Hawaiian or Other Pacific	Two or More Races	White
San Diego	13%	6%	34%	0%	0%	3%	43%

### SOC | Occupation

49-3042 Mobile Heavy Equipment Mechanics, Except ..	3%	3%	37%	0%	0%	2%	54%
49-3043 Rail Car Repairers	0%	0%	39%	0%	0%	0%	45%
49-9012 Control and Valve Installers and Repairers, E..	3%	8%	36%	0%	0%	3%	50%

### National Educational Attainment

County	< HS	HS	Some College	Associate	Bachelor's	Master's	PhD or Professional
San Diego	14%	19%	22%	9%	23%	9%	5%

### SOC | Occupation

49-3042 Mobile Heavy Equipment Mechanics, Except En..	9%	34%	28%	10%	16%	2%	1%
49-3043 Rail Car Repairers	9%	34%	28%	10%	16%	2%	1%
49-9012 Control and Valve Installers and Repairers, Exc..	3%	23%	36%	16%	19%	3%	1%



Selected TOP6: Heavy Equipment Maintenance

Total Supply: 9

Annual Program Awards - Three-Year Average (Supply)

Community College Non-Community College Total

Institution Name	Cert 30-60	AA/AS	Grand Total
San Diego Miramar	5	4	9
Total	5	4	9

Award Level	Abbreviation	Award Level	Abbreviation
Noncredit award < 48 hours	NC < 48 hrs	Certificate 18 < 30 semester units	Cert 18-30
Noncredit award 48 < 96 hours	NC 48 < 96 hrs	Certificate 30 < 60 semester units	Cert 30-60
Noncredit award 96 < 144 hours	NC 96 < 144 hrs	Certificate 6 < 18 semester units	Cert 6-18
Noncredit award 144 < 192 hours	NC 144 < 192 hrs	Certificate 60+ semester units	Cert 60+
Noncredit award 192 < 288 hours	NC 192 < 288 hrs	Certificates of Less than 1 yr	Cert 1 <
Noncredit award 288 < 480 hours	NC 288 < 480 hrs	Certificates of at least 1 but less than 2 years	Cert 1 < 2 yrs
Noncredit award 480 < 960 hours	NC 480 < 960 hrs	Certificates of at least 2 but less than 4 years	Cert 2 < 4 yrs
Noncredit award 960+ hours	NC 960+ hrs	Associate Degree	AA/AS
Noncredit award	NC	Associate for Transfer Degree	ADT
Award < 1 academic yr	Award < 1 yr	Postsecondary awards	Postsecondary
Award 1 < 2 academic yrs	Award 1 < 2 yrs	Bachelor's Degree	BA/BS
Award 2 < 4 academic yrs	Award 2 < 4 yrs	Postbaccalaureate certificate	Post BA/BS
Credit Award, < 6 semester units	Credit < 6	Master's degree	MA/MS
Certificate 8 < 16 semester units	Cert 8-16	Post-master's certificate	Post MA/MS
Certificate 12 < 18 semester units	Cert 12-18	Doctor's degree	Doct
Certificate 16 < 30 semester units	Cert 16-30		

Note: Community College awards as seen in the Chancellor's Office Management Information Systems Data Mart. Non-Community College awards as seen in the integrated Postsecondary Education Data System.

Total Supply: 9

Community.. Community Coll.. Total

TOP6 Program Title: 094720 Heavy Equipment Maintenance  
College: San Diego Miramar



## Program Fact Sheets

### III. Enrollment

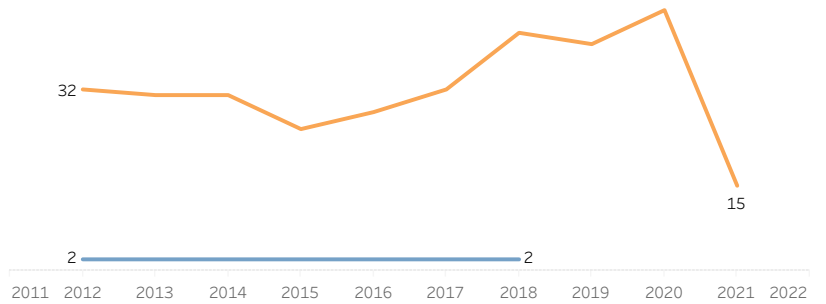
TOP6 Program Title: **094720 Heavy Equipment Maintenance**  
College: **San Diego Miramar**

Program Year  
2020-21

#### Enrollment Trends

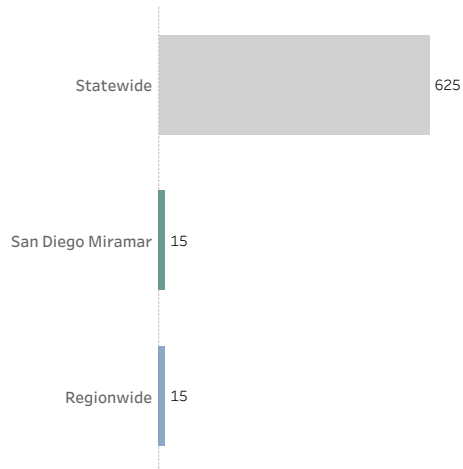
	Enrollments	Sections Offered
2011-12	32	2
2012-13	31	2
2013-14	31	2
2014-15	25	2
2015-16	28	2
2016-17	32	2
2017-18	42	2
2018-19	40	
2019-20	46	
2020-21	15	

#### Enrollment Trends

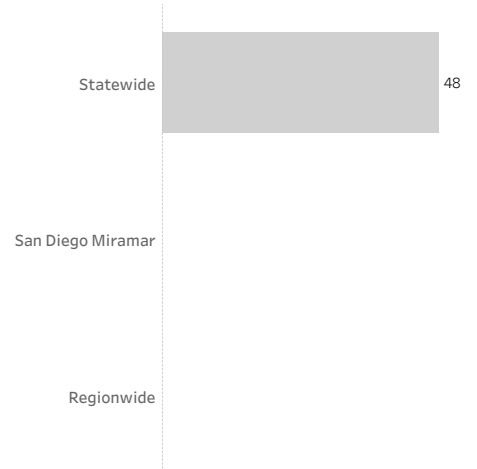


Note: Information as seen in the Chancellor's Office LaunchBoard. If there were fewer than 10 students, the data for the metric were suppressed.

#### # Course Enrollments (2020-21)



#### # Course Sections (2020-21)

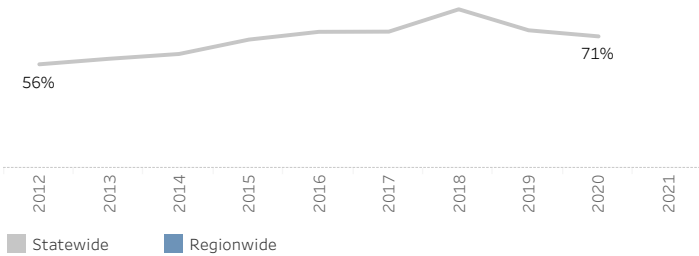


Note: Information as seen in the Chancellor's Office LaunchBoard. If there were fewer than 10 students, the data for the metric were suppressed.


TOP6 Program Title: **094720 Heavy Equipment Maintenance**  
College: **San Diego Miramar**

Program Year  
2019-20

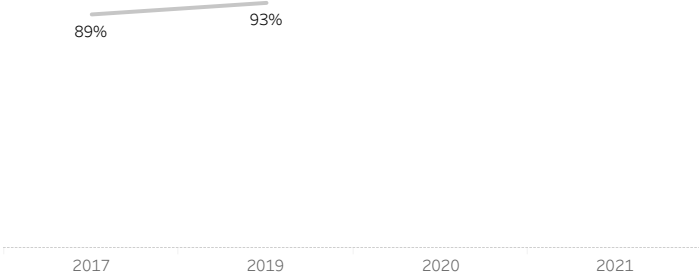
% Attained the Living Wage\*



% Attained the Living Wage\*



% Job Closely Related to Field of Study\*



% Job Closely Related to Field of Study\*



Note: Information as seen in the Chancellor's Office LaunchBoard. If there were fewer than 10 students, the data for the metric were suppressed. If year is missing, data were not available from the Chancellor's Office LaunchBoard.

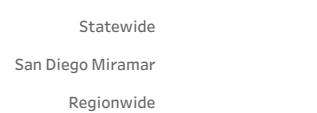
% Attained a Living Wage (2019-20)

Most recent data available are for PY 2019-20.



% Job Closely Related to Field of Study (2019-20)

Most recent data available are for PY 2018-19.



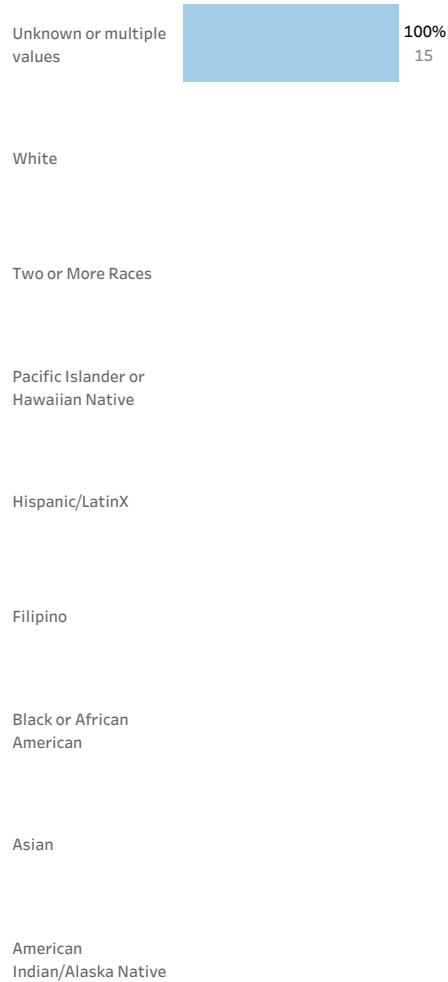
Note: Information as seen in the Chancellor's Office LaunchBoard. If there were fewer than 10 students, the data for the metric were suppressed. If year is missing, data were not available from the Chancellor's Office LaunchBoard.

## Program Fact Sheets

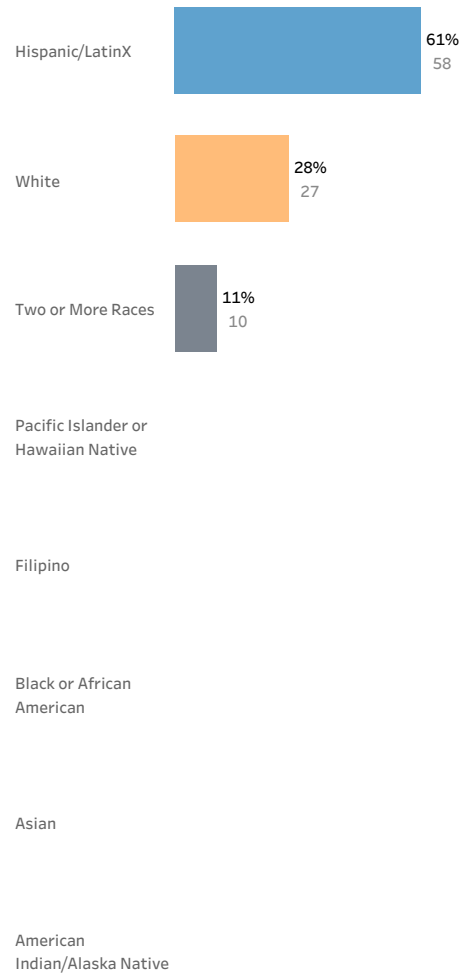
VII. Program Demographics  
2020 - 2021

TOP6 Program Title: **094720 Heavy Equipment Maintenance**  
College: **San Diego Miramar**

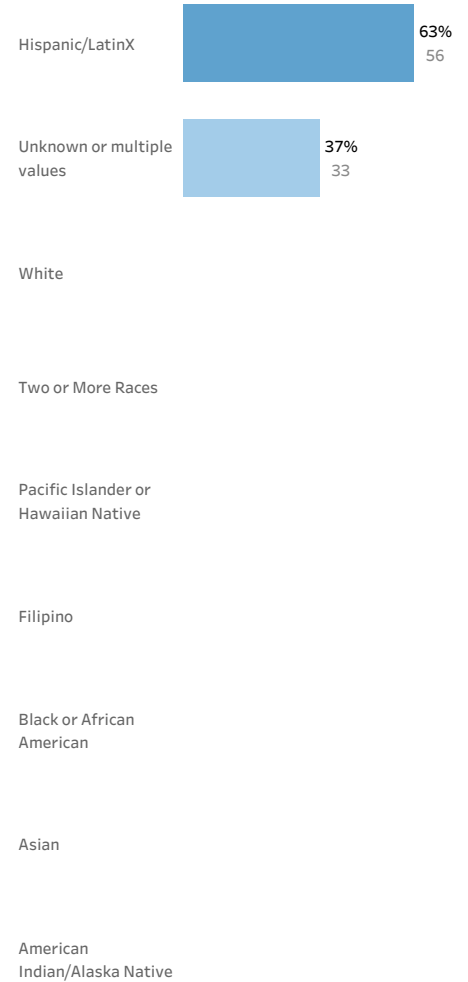
### Enrollments



### Course Retention Rate



### Course Success Rate



Note: Above, masked values (when data are insufficient) are reported as "Unknown or multiple values".  
Multiple values = Student reported to more than one program.

TOP6 Program Title: 094720 Heavy Equipment Maintenance  
College: San Diego Miramar

Job Closely Related to Field of Study  
(Program Year 2018-19)

White

Two or More Races

Pacific Islander or Hawaiian Native

Hispanic/LatinX

Filipino

Black or African American

Asian

American Indian/Alaska Native

Attained the Living Wage  
(Program Year 2019-20)

White

Two or More Races

Pacific Islander or Hawaiian Native

Hispanic/LatinX

Filipino

Black or African American

Asian

American Indian/Alaska Native

Note: Above, masked values (when data are insufficient) are reported as "Unknown or multiple values".  
Multiple values = Student reported to more than one program.

### Metric Definitions

**Attained the Living Wage\*** Among CCP students who exited college and did not transfer to any postsecondary institution, the proportion who attained the district county living wage for a single adult measured immediately following academic year of exit

Among students who exited college and did not transfer to any postsecondary institution, the proportion who attained the district county living wage for a single adult measured immediately following academic year of exit

**Course Retention Rate** Among all credit enrollments, percentage of enrollments where students did not withdraw and received a valid grade in the selected year

**Course Success Rate\*** Among all credit enrollments, the percentage of enrollments where students successfully completed the course

**Enrollments** The number of enrollments in courses assigned to the TOP code in the selected year

**Job Closely Related to Field of Study\*** Among CTE students who responded to this CTE Outcomes Survey question(s) and did not transfer to any postsecondary institution, the proportion who reported that they are working in a job very closely or closely related to their field of study

Among students who responded to the CTE Outcomes Survey and did not transfer to any postsecondary institution, the proportion who reported that they are working in a job very closely or closely related to their field of study

**Sections Offered** The number of sections offered in the TOP code in the selected year

Filters

County	Institution	TOP6 Title	Catalog Name
San Diego	San Diego Miramar	Medical Laboratory Techn..	All

Disclaimer: This report should be used to guide program discussions. This cannot be used for the Regional Program Recommendation Process.

San Diego Miramar Crosswalk Occupations for TOP6: 120500

SOC   Occupation	Job Description	Typical Entry-Level Education
29-2010 N/A	No Data: Update Required by College	No Data: Update Required by College

Total Demand	Selected/Linked SOC   Occupation (s)	Total TOP Code Supply	Total CIP Code Supply
None		None	None

How many annual openings do these occupations have?

How many institutions provide training for these occupations?

1 - 3 Low  
4 - 7 Medium  
8+ High

Number of TOP related institutions - None

Number of CIP related institutions - None

On average, do these occupations pay above the living wage of \$None?

What is the highest expected education level for these occupations?

### What other programs are coded under this TOP code?\*

Control Number	Catalog Name	Goal	Award
30051	Medical Laboratory Technology	CTE (Limited to programs in CTE TOP codes other than ADTs)	A.S. Degree
30052	Medical Laboratory Technology	CTE (Limited to programs in CTE TOP codes other than ADTs)	Certificate of Achievement requiring 16 to less than 30 semester units or 24 to less than 45 quarter units

\*Note: Information as seen in the Chancellor's Office Curriculum Inventory.

ADT = Associate Degree for Transfer

CSU GE = California State University General Education

CTE = Career Technical Education

IGETC = Intersegmental General Education Transfer..



Total Demand Sselected/linked occupation(s)	Total TOP Code Supply	Total CIP Code Supply
None	None	None

Annual Job Openings (2022-2027)

Total TOP Code Supply\*  
Includes all related TOP Codes

\* Note: If number is below Selected TOP Code Supply then there is code misalignment.

Total CIP Code Supply  
Includes all related CIP Codes

Selected TOP6 Code Supply  
Medical Laboratory Technology (Only)

27



Annual Program Awards - Three-Year Average

TOP6 120500  
CC Awards (PY19-20 to PY21-22)  
Non-CC Awards (PY19-20 to PY20-21)

Community College Non-Community College Total  
Refer to Award Type Breakout sheet for a detailed award breakdown.

Institution Name	Awards
San Diego Miramar	19
Southwestern	8
Grand Total	27

Note: Community College awards as seen in the Chancellor’s Office Management Information Systems Data Mart. Non-Community College awards as seen in the Integrated Postsecondary Education Data System.

Average Entry-Level Wage for Occupation(s) > Living Wage (\$None): NoneNone

Education, Training, and Wages

Demographics broken down by None population and occupations within None.

### Guiding Questions:

- \* Do enrollment trends differ from the demographics of the occupations? Why do you think these trends exist?
- \* Are there any ethnic/racial groups at your institution that are underrepresented when compared to the County?

### Age

County	19-21	22-24	25-34	35-44	45-54	55-64	65+
San Diego	5%	6%	24%	22%	20%	16%	7%

### Gender

County	Female	Male
San Diego	47%	53%

### Race or Ethnicity

County	Asian	Black or African American	Hispanic or Latinx	Native American or Alaska Native	Native Hawaiian or Other Pacific	Two or More Races	White
San Diego	13%	6%	34%	0%	0%	3%	43%

### National Educational Attainment

County	< HS	HS	Some College	Associate	Bachelor's	Master's	PhD or Professional
San Diego	14%	19%	22%	9%	23%	9%	5%



Selected TOP6: **Medical Laboratory Technology**

Total Supply: **27**

Annual Program Awards - Three-Year Average (Supply)

■ Community College ■ Non-Community College ■ Total

Institution Name	Cert 16-30	AA/AS	Grand Total
San Diego Miramar	5	14	19
Southwestern		8	8
<b>Total</b>	<b>5</b>	<b>22</b>	<b>27</b>

Award Level	Abbreviation	Award Level	Abbreviation
Noncredit award < 48 hours	NC < 48 hrs	Certificate 18 < 30 semester units	Cert 18-30
Noncredit award 48 < 96 hours	NC 48 < 96 hrs	Certificate 30 < 60 semester units	Cert 30-60
Noncredit award 96 < 144 hours	NC 96 < 144 hrs	Certificate 6 < 18 semester units	Cert 6-18
Noncredit award 144 < 192 hours	NC 144 < 192 hrs	Certificate 60+ semester units	Cert 60+
Noncredit award 192 < 288 hours	NC 192 < 288 hrs	Certificates of Less than 1 yr	Cert 1 <
Noncredit award 288 < 480 hours	NC 288 < 480 hrs	Certificates of at least 1 but less than 2 years	Cert 1 < 2 yrs
Noncredit award 480 < 960 hours	NC 480 < 960 hrs	Certificates of at least 2 but less than 4 years	Cert 2 < 4 yrs
Noncredit award 960+ hours	NC 960+ hrs	Associate Degree	AA/AS
Noncredit award	NC	Associate for Transfer Degree	ADT
Award < 1 academic yr	Award < 1 yr	Postsecondary awards	Postsecondary
Award 1 < 2 academic yrs	Award 1 < 2 yrs	Bachelor's Degree	BA/BS
Award 2 < 4 academic yrs	Award 2 < 4 yrs	Postbaccalaureate certificate	Post BA/BS
Credit Award, < 6 semester units	Credit < 6	Master's degree	MA/MS
Certificate 8 < 16 semester units	Cert 8-16	Post-master's certificate	Post MA/MS
Certificate 12 < 18 semester units	Cert 12-18	Doctor's degree	Doct
Certificate 16 < 30 semester units	Cert 16-30		

Note: Community College awards as seen in the Chancellor's Office Management Information Systems Data Mart. Non-Community College awards as seen in the integrated Postsecondary Education Data System.

Total Supply: **27**

Community.. ■ Community Coll.. ■ Total

TOP6 Program Title: **120500 Medical Laboratory Technology**  
College: **San Diego Miramar**

## Program Fact Sheets

### III. Enrollment

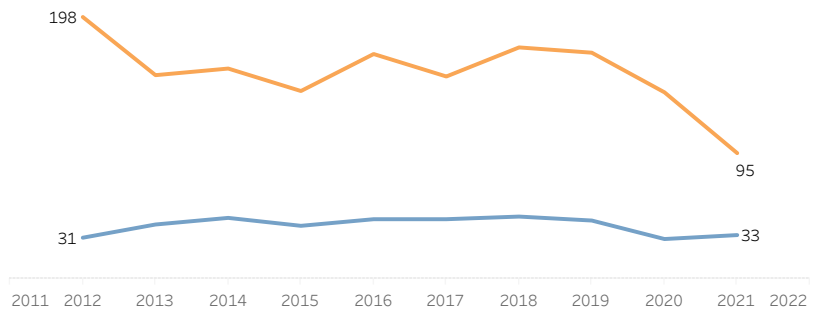
TOP6 Program Title: **120500 Medical Laboratory Technology**  
College: **San Diego Miramar**

Program Year  
2020-21

#### Enrollment Trends

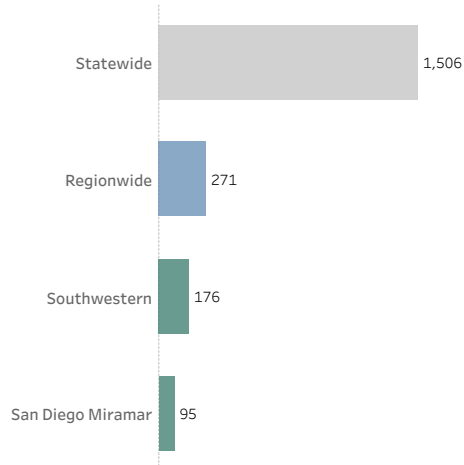
	Enrollments	Sections Offered
2011-12	198	31
2012-13	154	41
2013-14	159	46
2014-15	142	40
2015-16	170	45
2016-17	153	45
2017-18	175	47
2018-19	171	44
2019-20	141	30
2020-21	95	33

#### Enrollment Trends

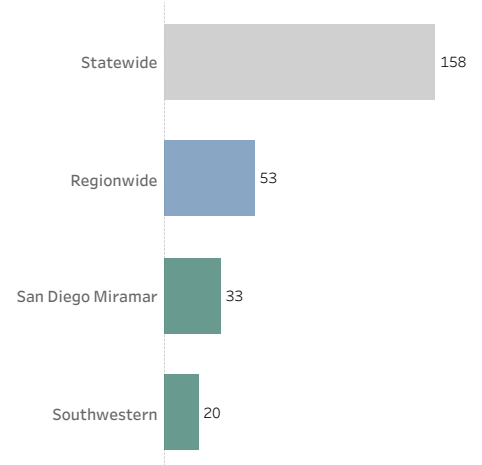


Note: Information as seen in the Chancellor's Office LaunchBoard. If there were fewer than 10 students, the data for the metric were suppressed.

#### # Course Enrollments (2020-21)



#### # Course Sections (2020-21)

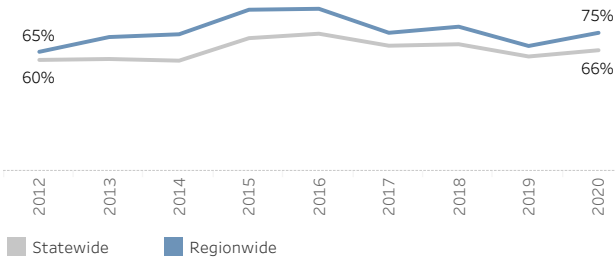


Note: Information as seen in the Chancellor's Office LaunchBoard. If there were fewer than 10 students, the data for the metric were suppressed.

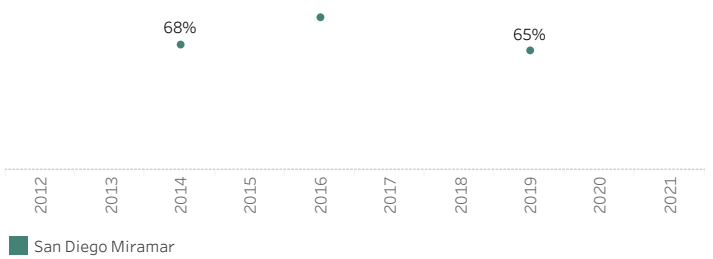
TOP6 Program Title: **120500 Medical Laboratory Technology**  
College: **San Diego Miramar**

Program Year  
2019-20

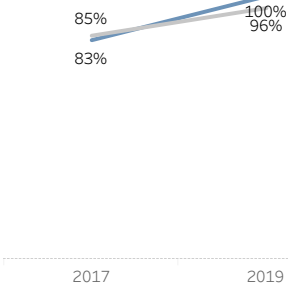
% Attained the Living Wage\*



% Attained the Living Wage\*



% Job Closely Related to Field of Study\*




% Job Closely Related to Field of Study\*



Note: Information as seen in the Chancellor's Office LaunchBoard. If there were fewer than 10 students, the data for the metric were suppressed. If year is missing, data were not available from the Chancellor's Office LaunchBoard.


% Attained a Living Wage (2019-20)

Most recent data available are for PY 2019-20.



% Job Closely Related to Field of Study (2019-20)

Most recent data available are for PY 2018-19.



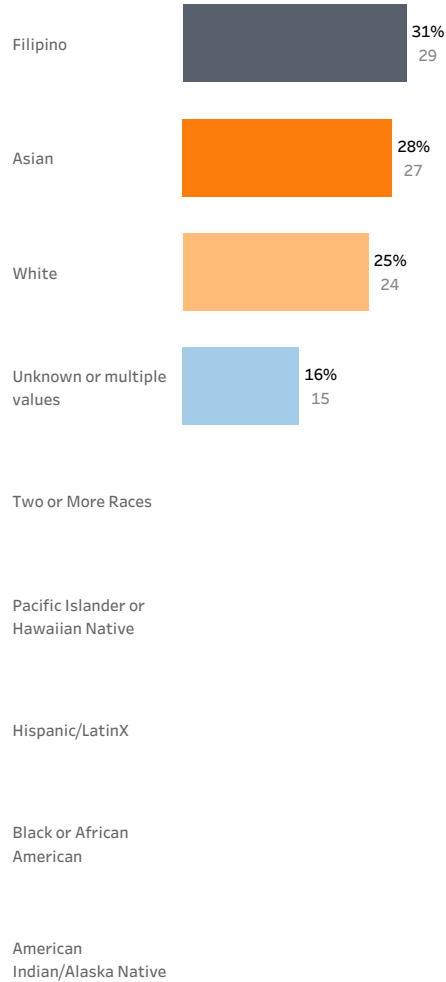
Note: Information as seen in the Chancellor's Office LaunchBoard. If there were fewer than 10 students, the data for the metric were suppressed. If year is missing, data were not available from the Chancellor's Office LaunchBoard.

## Program Fact Sheets

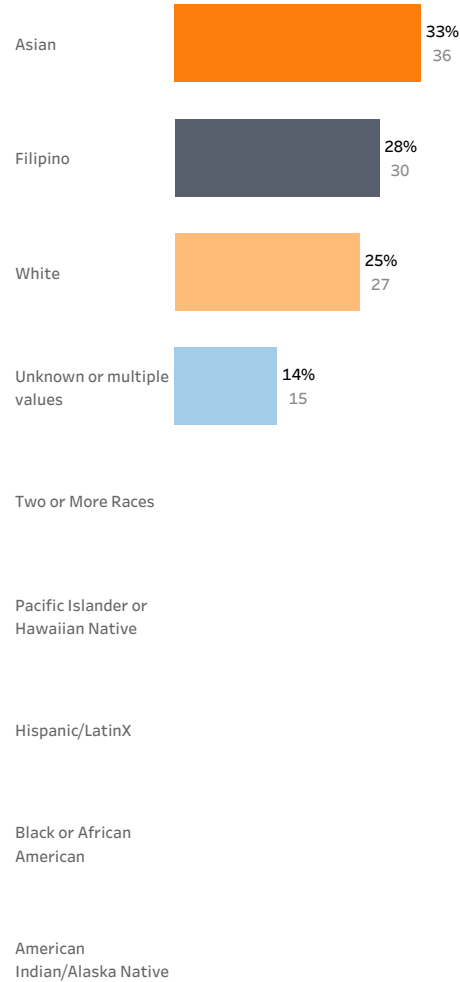
VII. Program Demographics  
2020 - 2021

TOP6 Program Title: **120500 Medical Laboratory Technology**  
College: **San Diego Miramar**

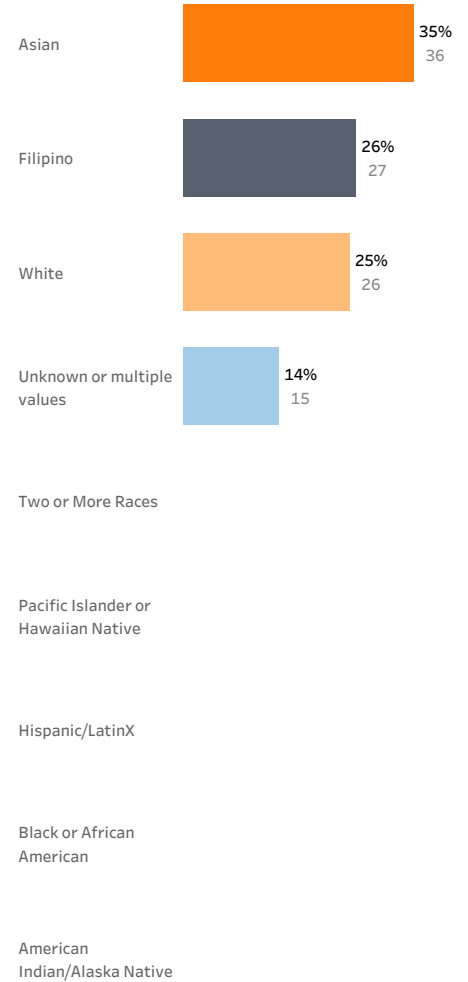
### Enrollments



### Course Retention Rate



### Course Success Rate



Note: Above, masked values (when data are insufficient) are reported as "Unknown or multiple values".  
Multiple values = Student reported to more than one program.

TOP6 Program Title: 120500 Medical Laboratory Technology  
College: San Diego Miramar

Job Closely Related to Field of Study  
(Program Year 2018-19)

White

Two or More Races

Pacific Islander or Hawaiian Native

Hispanic/LatinX

Filipino

Black or African American

Asian

American Indian/Alaska Native

Attained the Living Wage  
(Program Year 2019-20)

White

Two or More Races

Pacific Islander or Hawaiian Native

Hispanic/LatinX

Filipino

Black or African American

Asian

American Indian/Alaska Native

Note: Above, masked values (when data are insufficient) are reported as "Unknown or multiple values".  
Multiple values = Student reported to more than one program.

### Metric Definitions

**Attained the Living Wage\*** Among CCP students who exited college and did not transfer to any postsecondary institution, the proportion who attained the district county living wage for a single adult measured immediately following academic year of exit

Among students who exited college and did not transfer to any postsecondary institution, the proportion who attained the district county living wage for a single adult measured immediately following academic year of exit

**Course Retention Rate** Among all credit enrollments, percentage of enrollments where students did not withdraw and received a valid grade in the selected year

**Course Success Rate\*** Among all credit enrollments, the percentage of enrollments where students successfully completed the course

**Enrollments** The number of enrollments in courses assigned to the TOP code in the selected year

**Job Closely Related to Field of Study\*** Among CTE students who responded to this CTE Outcomes Survey question(s) and did not transfer to any postsecondary institution, the proportion who reported that they are working in a job very closely or closely related to their field of study

Among students who responded to the CTE Outcomes Survey and did not transfer to any postsecondary institution, the proportion who reported that they are working in a job very closely or closely related to their field of study

**Sections Offered** The number of sections offered in the TOP code in the selected year



# Program Fact Sheets

## I. Overview

### Filters

County	Institution	TOP6 Title	Catalog Name
San Diego	San Diego Miramar	Nutrition, Foods, and Culi..	All

Disclaimer: This report should be used to guide program discussions. This cannot be used for the Regional Program Recommendation Process.

TOP6	TOP6 Title	Institution
130600	Nutrition, Foods, and Culinary Arts	San Diego Miramar



### San Diego Miramar Crosswalk Occupations for TOP6: 130600

SOC   Occupation	Job Description	Typical Entry-Level Education
25-1099 Postsecondary Teachers	Aggregate category equivalent to SOC group 25-1000. Teach undergraduate and graduate level courses in their specialized field of study. Include both teachers primarily engaged in teaching and those who do a combination of both teaching and research.	Doctoral or professional degree
29-1031 Dietitians and Nutritionists	Plan and conduct food service or nutritional programs to assist in the promotion of health and control of disease. May supervise activities of a department providing quantity food services, counsel individuals, or conduct nutritional research.	Bachelor's degree
29-2051 Dietetic Technicians	Assist in the provision of food service and nutritional programs, under the supervision of a dietitian. May plan and produce meals based on established guidelines, teach principles of food and nutrition, or counsel individuals.	Associate degree

# Program Fact Sheets

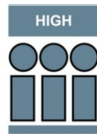
## I. Summary

**TOP6** **TOP6 Title** **Institution**  
 130600 Nutrition, Foods, and Culinary Arts San Diego Miramar



Total Demand	Selected/Linked SOC   Occupation (s)	Total TOP Code Supply	Total CIP Code Supply
2,615	25-1099 Postsecondary Teachers	29	None
	29-1031 Dietitians and Nutritionists		
	29-2051 Dietetic Technicians		

How many annual openings do these occupations have?



How many institutions provide training for these occupations?

1 - 3 Low  
 4 - 7 Medium  
 8+ High

Number of TOP related institutions - 6

Number of CIP related institutions - None

On average, do these occupations pay above the living wage of \$18.43?



What is the highest expected education level for these occupations?

- ☒ Doctorate Degree
- ☐ Master's Degree
- ☐ Bachelor's Degree
- ☐ Associate Degree
- ☐ Some College or Certificate
- ☐ HS Diploma or Equivalent
- ☐ Less Than a HS Diploma
- ☐ Apprenticeship

## Program Fact Sheets

I. Catalog

TOP6	TOP6 Title	Institution
130600	Nutrition, Foods, and Culinary Arts	San Diego Miramar



What other programs are coded under this TOP code?\*

Control Number	Catalog Name	Goal	Award
35571	Nutrition and Dietetics	Transfer (All ADTs and Certificates of Achievement for CSU GE Breadth and IGETC)	A.S. T Degree

\*Note: Information as seen in the Chancellor's Office Curriculum Inventory.

ADT = Associate Degree for Transfer

CSU GE = California State University General Education

CTE = Career Technical Education

IGETC = Intersegmental General Education Transfer..

TOP6 Program Title: 130600 Nutrition, Foods, and Culinary Arts  
College: San Diego Miramar

Total Demand Sselected/linked occupation(s)	Total TOP Code Supply	Total CIP Code Supply
2,615	29	None

Annual Job Openings (2022-2027)

SOC   Occupation	
25-1099 Postsecondary Teachers	2,501
29-1031 Dietitians and Nutritionists	77
29-2051 Dietetic Technicians	37
Grand Total	2,615

Total TOP Code Supply\*

Includes all related TOP Codes

\* Note: If number is below Selected TOP Code Supply then there is code misalignment.

TOP6 Code	TOP6 Title	
130600	Nutrition, Foods, and Culinary Arts	29
Grand Total		29

Total CIP Code Supply

Includes all related CIP Codes

Selected TOP6 Code Supply

Nutrition, Foods, and Culinary Arts (Only)

29



Annual Program Awards - Three-Year Average

TOP6 130600

CC Awards (PY19-20 to PY21-22)

Non-CC Awards (PY19-20 to PY20-21)

Community College Non-Community College Total

Refer to Award Type Breakout sheet for a detailed award breakdown.

Institution Name	Awards
MiraCosta	2
Palomar	3
San Diego Continuing Education	9
San Diego Mesa	13
San Diego Miramar	1
Southwestern	1
Grand Total	29

Note: Community College awards as seen in the Chancellor's Office Management Information Systems Data Mart. Non-Community College awards as seen in the integrated Postsecondary Education Data System.

Average Entry-Level Wage for Occupation(s) > Living Wage (\$18.43): True



Education, Training, and Wages

SOC   Occupation	Typical Entry-Level Education	Typical On-the-Job Training (OJT)	Entry-Level Wage (25th Percentile)	Median Wage
25-1099 Postsecondary Teachers	Doctoral or professional degree	None	\$33.61	\$49.38
29-1031 Dietitians and Nutritionists	Bachelor's degree	Internship/residen..	\$29.65	\$37.45
29-2051 Dietetic Technicians	Associate degree	None	\$14.39	\$18.21

## Program Fact Sheets

## II. Labor Market Information, Occupation Demographics

Demographics broken down by San Diego population and occupations within San Diego.

### Guiding Questions:

\* Do enrollment trends differ from the demographics of the occupations? Why do you think these trends exist?

\* Are there any ethnic/racial groups at your institution that are underrepresented when compared to the County?

### Age

County	19-21	22-24	25-34	35-44	45-54	55-64	65+
San Diego	5%	6%	24%	22%	20%	16%	7%

### SOC | Occupation

25-1099	Postsecondary Teachers	2%	4%	21%	21%	20%	18%	13%
29-1031	Dietitians and Nutritionists	1%	5%	27%	22%	21%	17%	7%
29-2051	Dietetic Technicians	4%	7%	30%	22%	17%	15%	4%

### Gender

County	Female	Male
San Diego	47%	53%

### SOC | Occupation

25-1099	Postsecondary Teachers	49%	51%
29-1031	Dietitians and Nutritionists	90%	10%
29-2051	Dietetic Technicians	73%	27%

### Race or Ethnicity

County	Asian	Black or African American	Hispanic or Latinx	Native American or Alaska Native	Native Hawaiian or Other Pacific	Two or More Races	White
San Diego	13%	6%	34%	0%	0%	3%	43%

### SOC | Occupation

25-1099	Postsecondary Teachers	25%	4%	15%	0%	0%	5%	51%
29-1031	Dietitians and Nutritionists	18%	7%	23%	0%	0%	3%	49%
29-2051	Dietetic Technicians	26%	9%	33%	0%	0%	4%	28%

### National Educational Attainment

County	< HS	HS	Some College	Associate	Bachelor's	Master's	PhD or Professional
San Diego	14%	19%	22%	9%	23%	9%	5%

### SOC | Occupation

25-1099	Postsecondary Teachers	13%	40%	24%	8%	12%	2%	1%
29-1031	Dietitians and Nutritionists	16%	50%	23%	6%	5%	0%	0%
29-2051	Dietetic Technicians	16%	46%	23%	8%	6%	1%	0%

### Selected TOP6: Nutrition, Foods, and Culinary Arts

Total Supply: 29

#### Annual Program Awards - Three-Year Average (Supply)

Community College Non-Community College Total

Institution Name	Cert 16-30	AA/AS	ADT	Noncredit award	Grand Total
MiraCosta			2		2
Palomar			3		3
San Diego Continuing Education				9	9
San Diego Mesa	1	10	2		13
San Diego Miramar			1		1
Southwestern			1		1
Total	1	10	9	9	29

Award Level	Abbreviation	Award Level	Abbreviation
Noncredit award < 48 hours	NC < 48 hrs	Certificate 18 < 30 semester units	Cert 18-30
Noncredit award 48 < 96 hours	NC 48 < 96 hrs	Certificate 30 < 60 semester units	Cert 30-60
Noncredit award 96 < 144 hours	NC 96 < 144 hrs	Certificate 6 < 18 semester units	Cert 6-18
Noncredit award 144 < 192 hours	NC 144 < 192 hrs	Certificate 60+ semester units	Cert 60+
Noncredit award 192 < 288 hours	NC 192 < 288 hrs	Certificates of Less than 1 yr	Cert 1 <
Noncredit award 288 < 480 hours	NC 288 < 480 hrs	Certificates of at least 1 but less than 2 years	Cert 1 < 2 yrs
Noncredit award 480 < 960 hours	NC 480 < 960 hrs	Certificates of at least 2 but less than 4 years	Cert 2 < 4 yrs
Noncredit award 960+ hours	NC 960+ hrs	Associate Degree	AA/AS
Noncredit award	NC	Associate for Transfer Degree	ADT
Award < 1 academic yr	Award < 1 yr	Postsecondary awards	Postsecondary
Award 1 < 2 academic yrs	Award 1 < 2 yrs	Bachelor's Degree	BA/BS
Award 2 < 4 academic yrs	Award 2 < 4 yrs	Postbaccalaureate certificate	Post BA/BS
Credit Award, < 6 semester units	Credit < 6	Master's degree	MA/MS
Certificate 8 < 16 semester units	Cert 8-16	Post-master's certificate	Post MA/MS
Certificate 12 < 18 semester units	Cert 12-18	Doctor's degree	Doct
Certificate 16 < 30 semester units	Cert 16-30		

Note: Community College awards as seen in the Chancellor's Office Management Information Systems Data Mart. Non-Community College awards as seen in the integrated Postsecondary Education Data System.

Total Supply: 29

Community.. Community Coll.. Total

TOP6 Program Title: 130600 Nutrition, Foods, and Culinary Arts  
College: San Diego Miramar

## Program Fact Sheets

### III. Enrollment

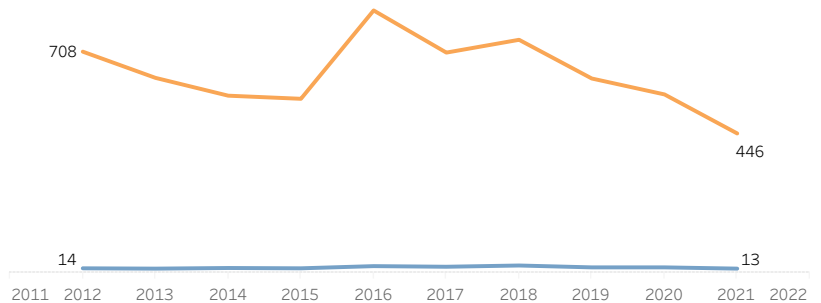
TOP6 Program Title: **130600 Nutrition, Foods, and Culinary Arts**  
College: **San Diego Miramar**

Program Year  
2020-21

#### Enrollment Trends

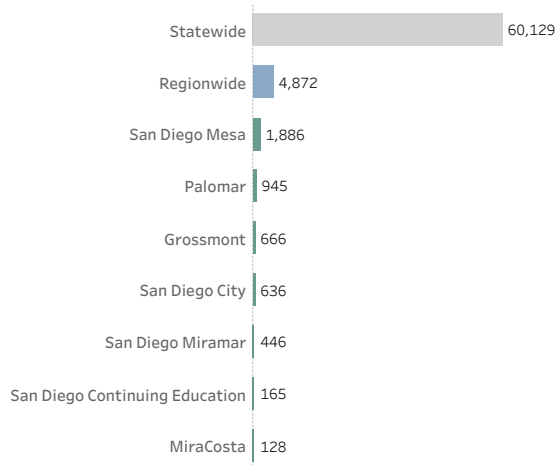
	Enrollments	Sections Offered
2011-12	708	14
2012-13	624	13
2013-14	567	15
2014-15	557	14
2015-16	840	21
2016-17	705	19
2017-18	746	23
2018-19	622	17
2019-20	571	17
2020-21	446	13

#### Enrollment Trends

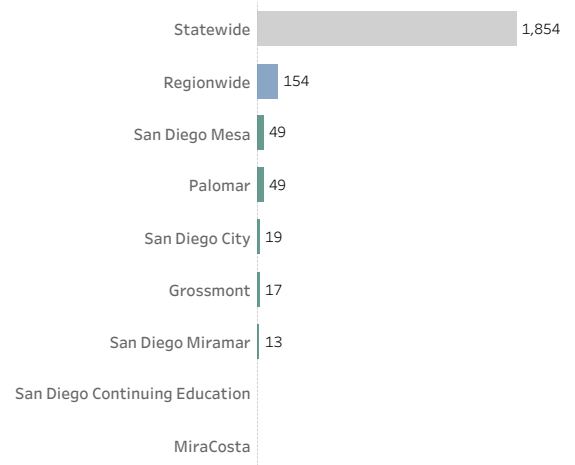


Note: Information as seen in the Chancellor's Office LaunchBoard. If there were fewer than 10 students, the data for the metric were suppressed.

#### # Course Enrollments (2020-21)



#### # Course Sections (2020-21)



Note: Information as seen in the Chancellor's Office LaunchBoard. If there were fewer than 10 students, the data for the metric were suppressed.

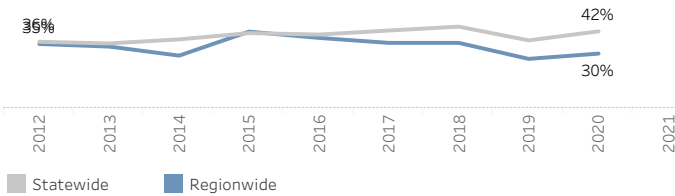
## Program Fact Sheets

## VI. Employment

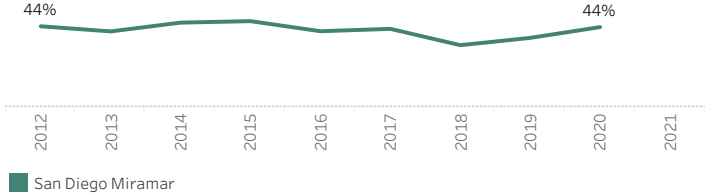
TOP6 Program Title: **130600 Nutrition, Foods, and Culinary Arts**  
College: **San Diego Miramar**

Program Year  
2019-20

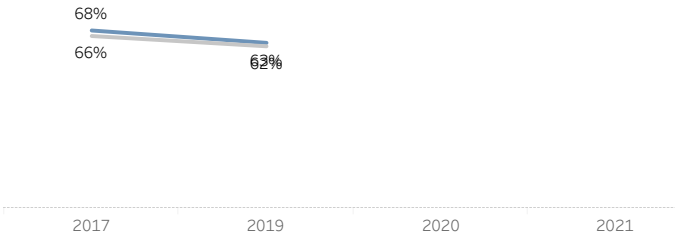
% Attained the Living Wage\*



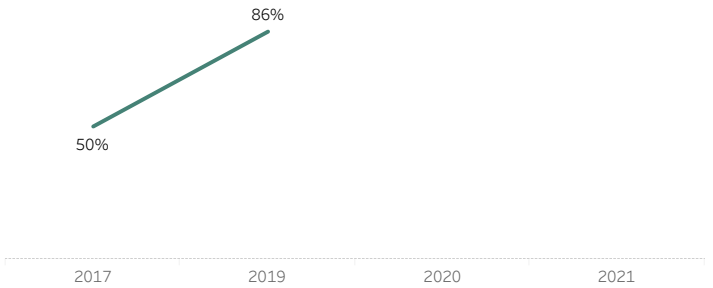
% Attained the Living Wage\*



% Job Closely Related to Field of Study\*



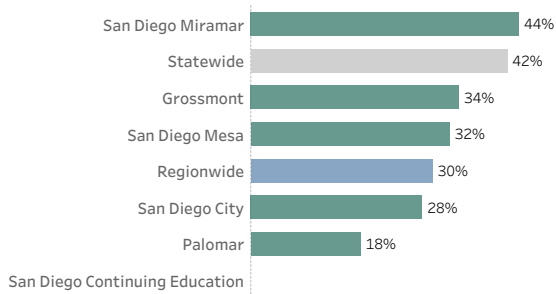
% Job Closely Related to Field of Study\*



Note: Information as seen in the Chancellor's Office LaunchBoard. If there were fewer than 10 students, the data for the metric were suppressed. If year is missing, data were not available from the Chancellor's Office LaunchBoard.

% Attained a Living Wage (2019-20)

Most recent data available are for PY 2019-20.



% Job Closely Related to Field of Study (2019-20)

Most recent data available are for PY 2018-19.



Note: Information as seen in the Chancellor's Office LaunchBoard. If there were fewer than 10 students, the data for the metric were suppressed. If year is missing, data were not available from the Chancellor's Office LaunchBoard.

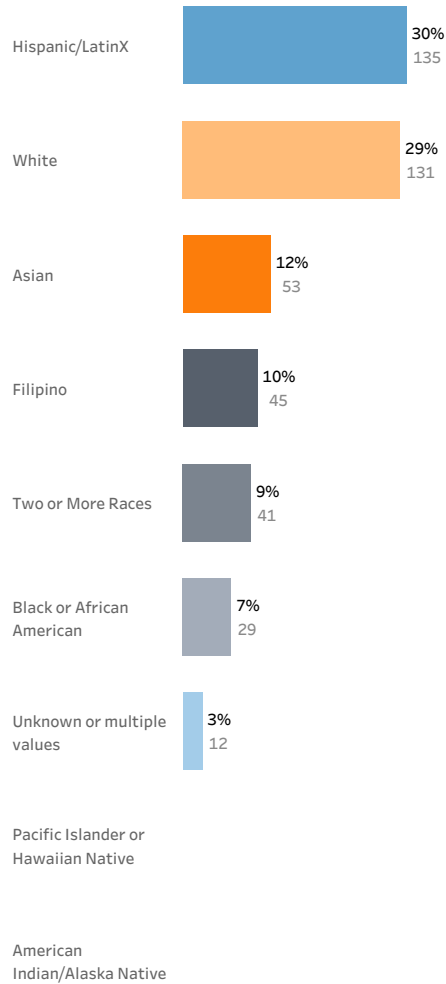


## Program Fact Sheets

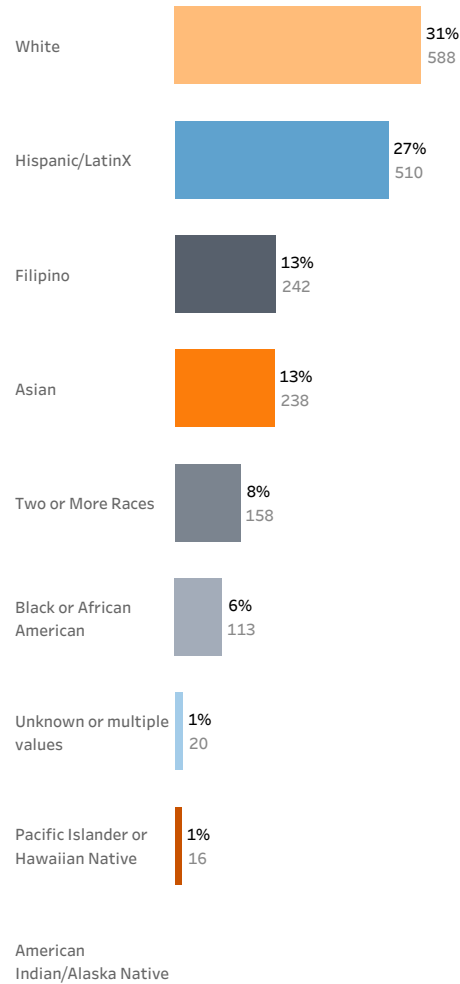
VII. Program Demographics  
2020 - 2021

TOP6 Program Title: **130600 Nutrition, Foods, and Culinary Arts**  
College: **San Diego Miramar**

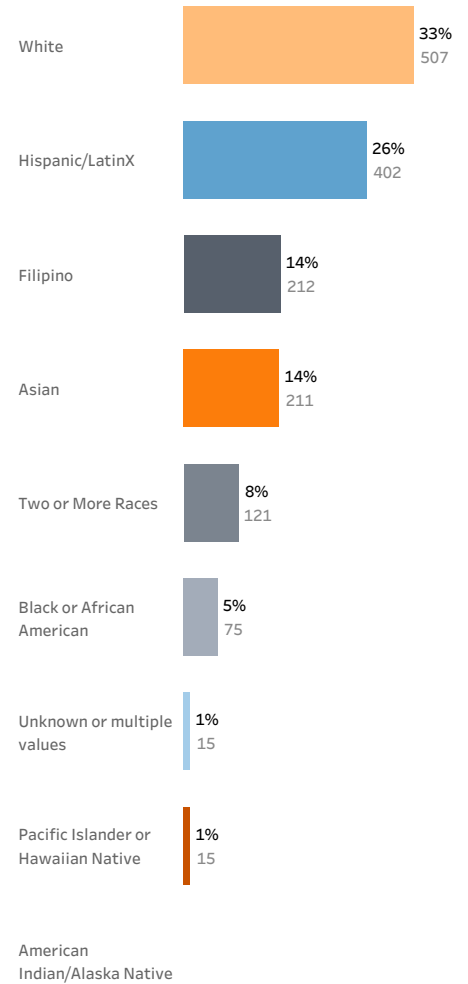
### Enrollments



### Course Retention Rate



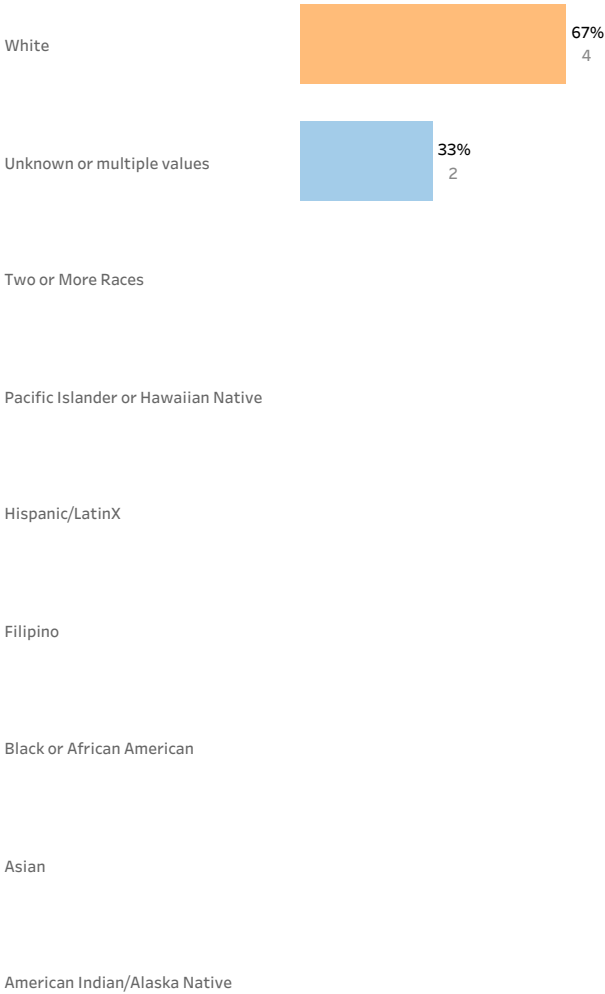
### Course Success Rate



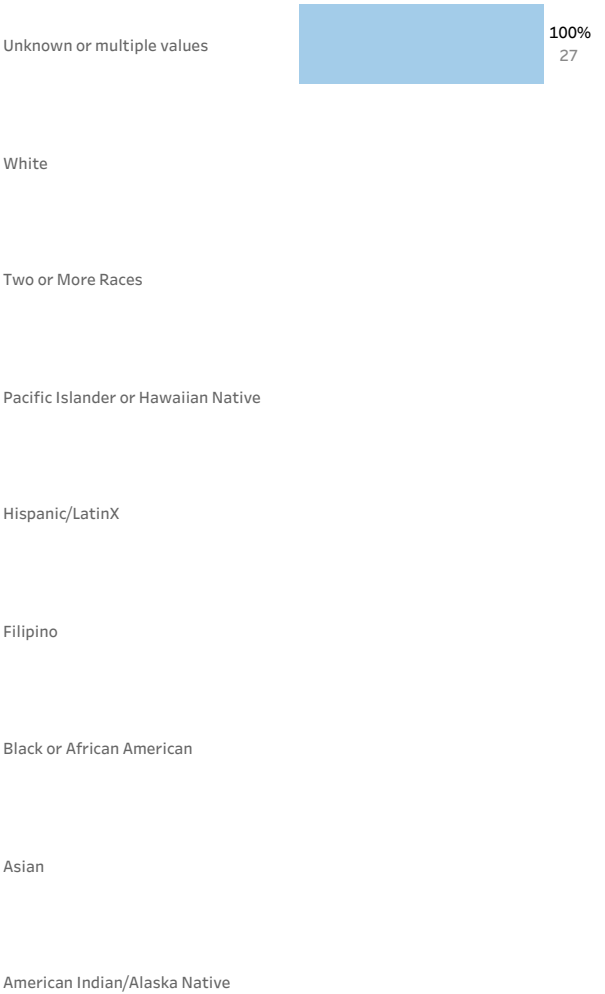
Note: Above, masked values (when data are insufficient) are reported as "Unknown or multiple values".  
Multiple values = Student reported to more than one program.

TOP6 Program Title: 130600 Nutrition, Foods, and Culinary Arts  
College: San Diego Miramar

Job Closely Related to Field of Study  
(Program Year 2018-19)



Attained the Living Wage  
(Program Year 2019-20)



Note: Above, masked values (when data are insufficient) are reported as "Unknown or multiple values".  
Multiple values = Student reported to more than one program.

### Metric Definitions

**Attained the Living Wage\*** Among CCP students who exited college and did not transfer to any postsecondary institution, the proportion who attained the district county living wage for a single adult measured immediately following academic year of exit

Among students who exited college and did not transfer to any postsecondary institution, the proportion who attained the district county living wage for a single adult measured immediately following academic year of exit

**Course Retention Rate** Among all credit enrollments, percentage of enrollments where students did not withdraw and received a valid grade in the selected year

**Course Success Rate\*** Among all credit enrollments, the percentage of enrollments where students successfully completed the course

**Enrollments** The number of enrollments in courses assigned to the TOP code in the selected year

**Job Closely Related to Field of Study\*** Among CTE students who responded to this CTE Outcomes Survey question(s) and did not transfer to any postsecondary institution, the proportion who reported that they are working in a job very closely or closely related to their field of study

Among students who responded to the CTE Outcomes Survey and did not transfer to any postsecondary institution, the proportion who reported that they are working in a job very closely or closely related to their field of study

**Sections Offered** The number of sections offered in the TOP code in the selected year

# Program Fact Sheets

## I. Overview

### Filters

County	Institution	TOP6 Title	Catalog Name
San Diego	San Diego Miramar	Office Technology/Office C...	All

Disclaimer: This report should be used to guide program discussions. This cannot be used for the Regional Program Recommendation Process.

TOP6	TOP6 Title	Institution
051400	Office Technology/Office Computer Applications	San Diego Miramar



### San Diego Miramar Crosswalk Occupations for TOP6: 051400

SOC   Occupation	Job Description	Typical Entry-Level Education
43-1011 First-Line Supervisors of Office and Administrative Support Workers	Directly supervise and coordinate the activities of clerical and administrative support workers.	High school diploma or equivalent
43-4171 Receptionists and Information Clerks	Answer inquiries and provide information to the general public, customers, visitors, and other interested parties regarding activities conducted at establishment and location of departments, offices, and employees within the organization. Excludes "Switchboard Operators, Including Answering Service" (43-2011).	High school diploma or equivalent
43-6014 Secretaries and Administrative Assistants, Except Legal, Medical, and Executive	Perform routine administrative functions such as drafting correspondence, scheduling appointments, organizing and maintaining paper and electronic files, or providing information to callers. Excludes legal, medical, and executive secretaries (43-6011 through 43-6013).	High school diploma or equivalent
43-9061 Office Clerks, General	Perform duties too varied and diverse to be classified in any specific office clerical occupation, requiring knowledge of office systems and procedures. Clerical duties may be assigned in accordance with the office procedures of individual establishments and may include a combination of answering telephones, bookkeeping, typing or word processing, office machine operation, and filing.	High school diploma or equivalent

# Program Fact Sheets

## I. Summary

**TOP6** **TOP6 Title** **Institution**  
 051400 Office Technology/Office Computer Applications San Diego Miramar



Total Demand	Selected/Linked SOC   Occupation (s)	Total TOP Code Supply	Total CIP Code Supply
8,585	43-1011 First-Line Supervisors of Office and Administrative Support Workers	285	216
	43-4171 Receptionists and Information Clerks		
	43-6014 Secretaries and Administrative Assistants, Except Legal, Medical, and		
	43-9061 Office Clerks, General		

How many annual openings do these occupations have?



How many institutions provide training for these occupations?

1 - 3 Low  
 4 - 7 Medium  
 8+ High

Number of TOP related institutions - 9

Number of CIP related institutions - 11

On average, do these occupations pay above the living wage of \$18.43?



What is the highest expected education level for these occupations?

- ☐ Doctorate Degree
- ☐ Master's Degree
- ☐ Bachelor's Degree
- ☐ Associate Degree
- ☐ Some College or Certificate
- ☒ HS Diploma or Equivalent
- ☐ Less Than a HS Diploma
- ☐ Apprenticeship

## Program Fact Sheets

### I. Catalog

TOP6	TOP6 Title	Institution
051400	Office Technology/Office Computer Applications	San Diego Miramar



### What other programs are coded under this TOP code?\*

Control Number	Catalog Name	Goal	Award
20764	Administrative Assistant	CTE (Limited to programs in CTE TOP codes other than ADTs)	Certificate of Achievement: 18 or greater semester(or 27 or greater quarter) units
36487	Administrative Assistant	CTE (Limited to programs in CTE TOP codes other than ADTs)	A.S. Degree

\*Note: Information as seen in the Chancellor's Office Curriculum Inventory.

ADT = Associate Degree for Transfer

CSU GE = California State University General Education

CTE = Career Technical Education

IGETC = Intersegmental General Education Transfer..

Total Demand Sselected/linked occupation(s)	Total TOP Code Supply	Total CIP Code Supply
8,585	285	216

Annual Job Openings (2022-2027)

SOC   Occupation	
43-1011 First-Line Supervisors of Office and Administrative Support Workers	1,699
43-4171 Receptionists and Information Clerks	1,363
43-6014 Secretaries and Administrative Assistants, Except Legal, Medical, and Executive	2,192
43-9061 Office Clerks, General	3,331
Grand Total	8,585

Total TOP Code Supply\*

Includes all related TOP Codes

\* Note: If number is below Selected TOP Code Supply then there is code misalignment.

TOP6 Code	TOP6 Title	
050630	Management Development and Supervision	10
050970	E-Commerce (business emphasis)	2
051440	Office Management	7
070210	Software Applications	56
051400	Office Technology/Office Computer Applications	210
Grand Total		285

Total CIP Code Supply

Includes all related CIP Codes

CIP Code	CIP Title	
11.0301	Data Processing and Data Processing Technology/Technici..	8
11.0801	Web Page, Digital/Multimedia and Information Resources ..	48
11.0899	Computer Software and Media Applications, Other	8
52.0205	Operations Management and Supervision	61
52.0208	E-Commerce/Electronic Commerce	32
52.0408	General Office Occupations and Clerical Services	59
Grand Total		216

Selected TOP6 Code Supply

Office Technology/Office Computer Applications (Only)

269



Annual Program Awards - Three-Year Average

TOP6 51400

CC Awards (PY19-20 to PY21-22)

Non-CC Awards (PY19-20 to PY20-21)

Community College Non-Community College Total

Refer to Award Type Breakout sheet for a detailed award breakdown.

Institution Name	Awards
Cuyamaca	27
Grossmont	17
MiraCosta	18
Palomar	3
San Diego City	2
San Diego Continuing Education	119
San Diego Mesa	4
San Diego Miramar	7
Southwestern	13
United Education Institute-Chula Vista	36
United Education Institute-UEI College-Oceanside	23
Grand Total	269

Note: Community College awards as seen in the Chancellor's Office Management Information Systems Data Mart. Non-Community College awards as seen in the integrated Postsecondary Education Data System.

Average Entry-Level Wage for Occupation(s) > Living Wage (\$18.43): True



Education, Training, and Wages

SOC   Occupation	Typical Entry-Level Education	Typical On-the-Job Training (OJT)	Entry-Level Wage (25th Percentile)	Median Wage
43-1011 First-Line Supervisors of Office and Administrative Support Workers	High school diploma or equivalent	None	\$23.44	\$29.75
43-4171 Receptionists and Information Clerks	High school diploma or equivalent	Short-term OJT	\$14.35	\$17.32
43-6014 Secretaries and Administrative Assistants, Except Legal, Medical, and Executive	High school diploma or equivalent	Short-term OJT	\$17.70	\$22.38
43-9061 Office Clerks, General	High school diploma or equivalent	Short-term OJT	\$14.83	\$18.22

## Program Fact Sheets

## II. Labor Market Information, Occupation Demographics

Demographics broken down by San Diego population and occupations within San Diego.

### Guiding Questions:

- \* Do enrollment trends differ from the demographics of the occupations? Why do you think these trends exist?
- \* Are there any ethnic/racial groups at your institution that are underrepresented when compared to the County?

### Age

County	19-21	22-24	25-34	35-44	45-54	55-64	65+
San Diego	5%	6%	24%	22%	20%	16%	7%

#### SOC | Occupation

43-1011	First-Line Supervisors of Office and Administ..	1%	2%	20%	26%	25%	20%	6%
43-4171	Receptionists and Information Clerks	7%	10%	26%	16%	15%	15%	9%
43-6014	Secretaries and Administrative Assistants, E..	2%	4%	17%	20%	23%	23%	11%
43-9061	Office Clerks, General	6%	6%	20%	19%	19%	18%	10%

### Gender

County	Female	Male
San Diego	47%	53%

#### SOC | Occupation

43-1011	First-Line Supervisors of Office and Administrative Support Work..	66%	34%
43-4171	Receptionists and Information Clerks	91%	9%
43-6014	Secretaries and Administrative Assistants, Except Legal, Medical..	95%	5%
43-9061	Office Clerks, General	83%	17%

### Race or Ethnicity

County	Asian	Black or African American	Hispanic or Latinx	Native American or Alaska Native	Native Hawaiian or Other Pacific	Two or More Races	White
San Diego	13%	6%	34%	0%	0%	3%	43%

#### SOC | Occupation

43-1011	First-Line Supervisors of Office and Administ..	10%	6%	33%	0%	0%	3%	49%
43-4171	Receptionists and Information Clerks	9%	5%	40%	0%	0%	3%	43%
43-6014	Secretaries and Administrative Assistants, E..	7%	5%	30%	0%	0%	3%	55%
43-9061	Office Clerks, General	12%	6%	37%	0%	1%	3%	41%

### National Educational Attainment

County	< HS	HS	Some College	Associate	Bachelor's	Master's	PhD or Professional
San Diego	14%	19%	22%	9%	23%	9%	5%

#### SOC | Occupation

43-1011	First-Line Supervisors of Office and Administra..	4%	24%	31%	20%	17%	3%	1%
43-4171	Receptionists and Information Clerks	2%	17%	20%	10%	36%	15%	1%
43-6014	Secretaries and Administrative Assistants, Exc..	0%	0%	2%	2%	40%	51%	5%
43-9061	Office Clerks, General	2%	6%	9%	4%	36%	36%	7%



Selected TOP6: Office Technology/Office Computer Applications

Total Supply: 269

Annual Program Awards - Three-Year Average (Supply)

Community College Non-Community College Total

Institution Name	Cert 16-30	Cert 30-60	AA/AS	Cert 1 < 2 yrs	Cert 6-18	Cert 8-16	NC 48-96 hrs	Noncredit award	Grand Total
Cuyamaca	7	1	18			1			27
Grossmont	8	1	7			1			17
MiraCosta	4	1	4		3		6		18
Palomar	1		1		1				3
San Diego City	1		1						2
San Diego Continuing Education								119	119
San Diego Mesa	2		1			1			4
San Diego Miramar	3		4						7
Southwestern	4		6		3				13
United Education Institute-Chula Vista				36					36
United Education Institute-UEI College-Oceanside				23					23
Total	30	3	42	59	7	3	6	119	269

Award Level	Abbreviation	Award Level	Abbreviation
Noncredit award < 48 hours	NC < 48 hrs	Certificate 18 < 30 semester units	Cert 18-30
Noncredit award 48 < 96 hours	NC 48 < 96 hrs	Certificate 30 < 60 semester units	Cert 30-60
Noncredit award 96 < 144 hours	NC 96 < 144 hrs	Certificate 6 < 18 semester units	Cert 6-18
Noncredit award 144 < 192 hours	NC 144 < 192 hrs	Certificate 60+ semester units	Cert 60+
Noncredit award 192 < 288 hours	NC 192 < 288 hrs	Certificates of Less than 1 yr	Cert 1 <
Noncredit award 288 < 480 hours	NC 288 < 480 hrs	Certificates of at least 1 but less than 2 years	Cert 1 < 2 yrs
Noncredit award 480 < 960 hours	NC 480 < 960 hrs	Certificates of at least 2 but less than 4 years	Cert 2 < 4 yrs
Noncredit award 960+ hours	NC 960+ hrs	Associate Degree	AA/AS
Noncredit award	NC	Associate for Transfer Degree	ADT
Award < 1 academic yr	Award < 1 yr	Postsecondary awards	Postsecondary
Award 1 < 2 academic yrs	Award 1 < 2 yrs	Bachelor's Degree	BA/BS
Award 2 < 4 academic yrs	Award 2 < 4 yrs	Postbaccalaureate certificate	Post BA/BS
Credit Award, < 6 semester units	Credit < 6	Master's degree	MA/MS
Certificate 8 < 16 semester units	Cert 8-16	Post-master's certificate	Post MA/MS
Certificate 12 < 18 semester units	Cert 12-18	Doctor's degree	Doct
Certificate 16 < 30 semester units	Cert 16-30		

Note: Community College awards as seen in the Chancellor's Office Management Information Systems Data Mart. Non-Community College awards as seen in the integrated Postsecondary Education Data System.

Total Supply: 269

Community.. Community Coll.. Other Total

TOP6 Program Title: 051400 Office Technology/Office Computer Applications  
College: San Diego Miramar

## Program Fact Sheets

### III. Enrollment

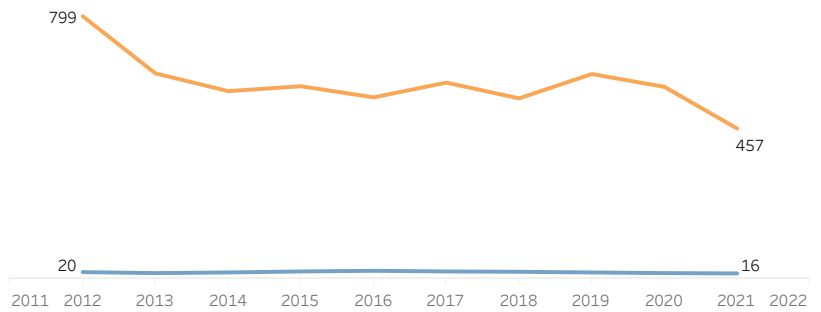
TOP6 Program Title: **051400 Office Technology/Office Computer Applications**  
 College: **San Diego Miramar**

Program Year  
 2020-21

#### Enrollment Trends

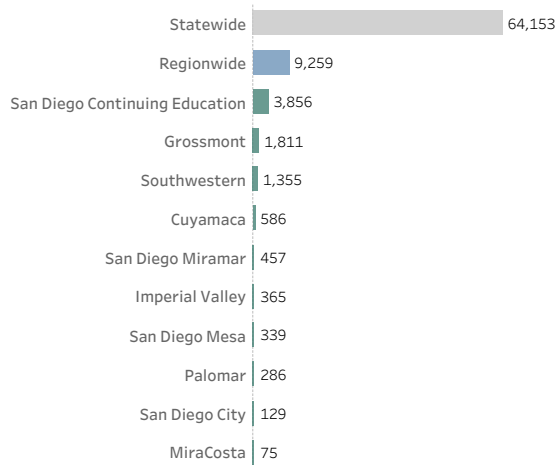
	Enrollments	Sections Offered
2011-12	799	20
2012-13	625	17
2013-14	571	19
2014-15	586	22
2015-16	552	24
2016-17	597	22
2017-18	549	21
2018-19	623	19
2019-20	584	17
2020-21	457	16

#### Enrollment Trends

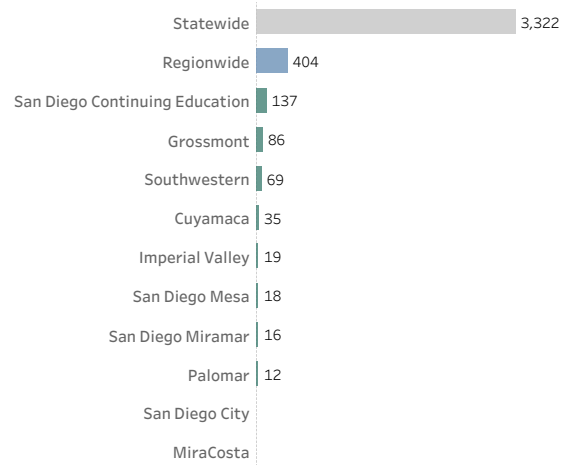


Note: Information as seen in the Chancellor's Office LaunchBoard. If there were fewer than 10 students, the data for the metric were suppressed.

#### # Course Enrollments (2020-21)



#### # Course Sections (2020-21)

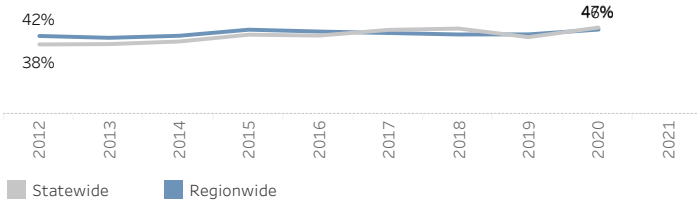


Note: Information as seen in the Chancellor's Office LaunchBoard. If there were fewer than 10 students, the data for the metric were suppressed.

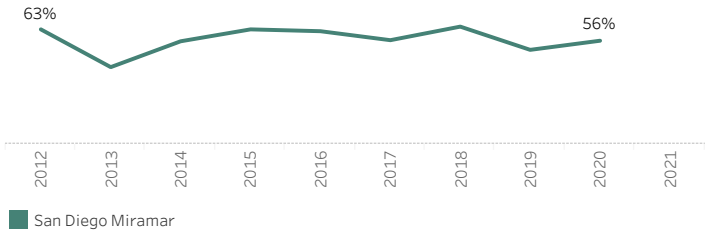
TOP6 Program Title: **051400 Office Technology/Office Computer Applications**  
College: **San Diego Miramar**

Program Year  
2019-20

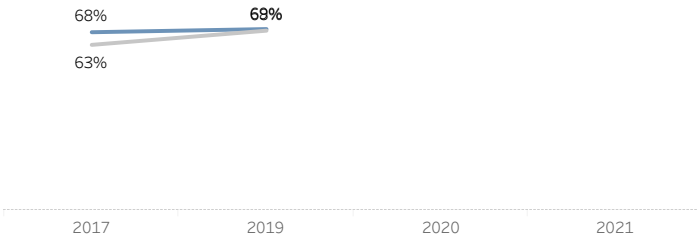
% Attained the Living Wage\*



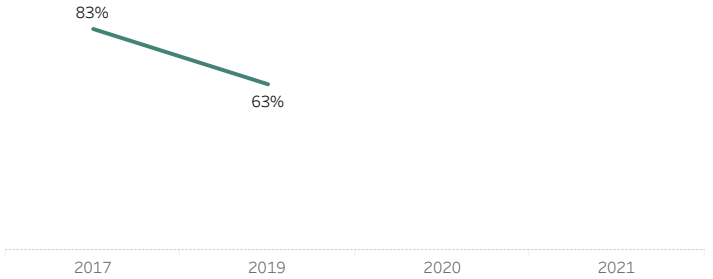
% Attained the Living Wage\*



% Job Closely Related to Field of Study\*



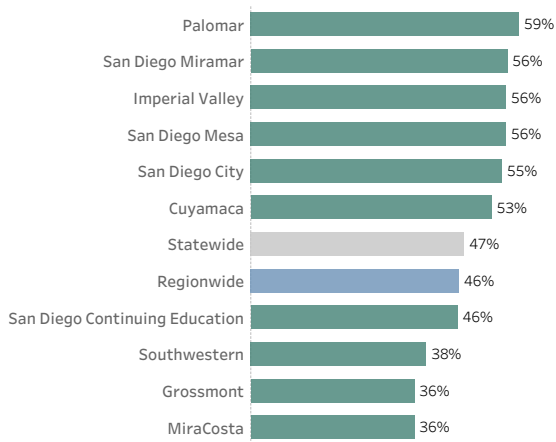
% Job Closely Related to Field of Study\*



Note: Information as seen in the Chancellor's Office LaunchBoard. If there were fewer than 10 students, the data for the metric were suppressed. If year is missing, data were not available from the Chancellor's Office LaunchBoard.


% Attained a Living Wage (2019-20)

Most recent data available are for PY 2019-20.



% Job Closely Related to Field of Study (2019-20)

Most recent data available are for PY 2018-19.



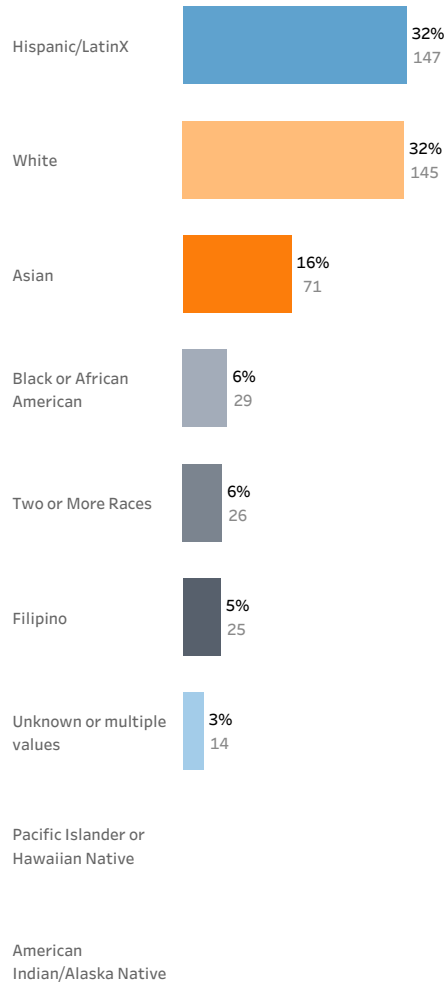
Note: Information as seen in the Chancellor's Office LaunchBoard. If there were fewer than 10 students, the data for the metric were suppressed. If year is missing, data were not available from the Chancellor's Office LaunchBoard.

## Program Fact Sheets

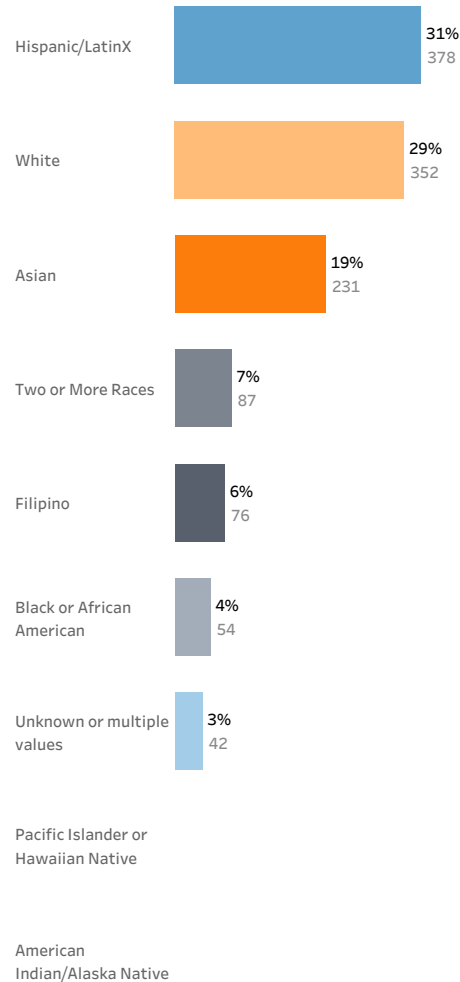
VII. Program Demographics  
2020 - 2021

TOP6 Program Title: **051400 Office Technology/Office Computer Applications**  
College: **San Diego Miramar**

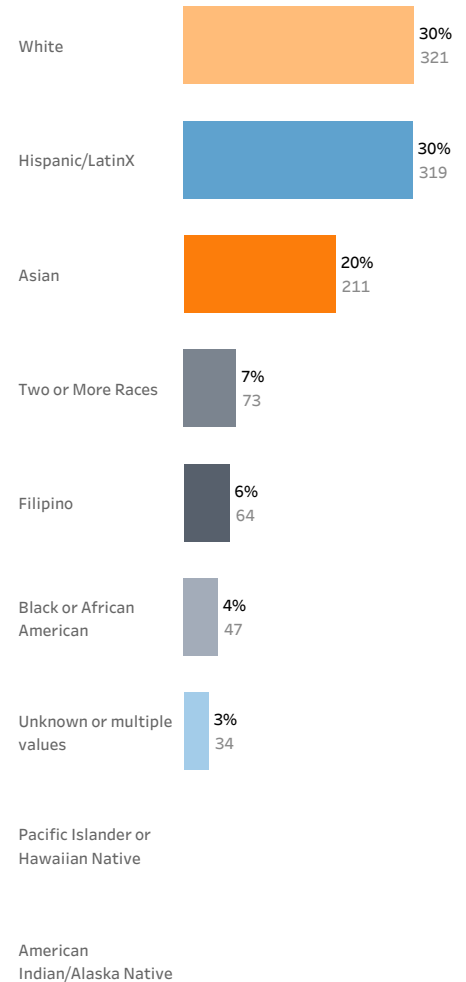
### Enrollments



### Course Retention Rate



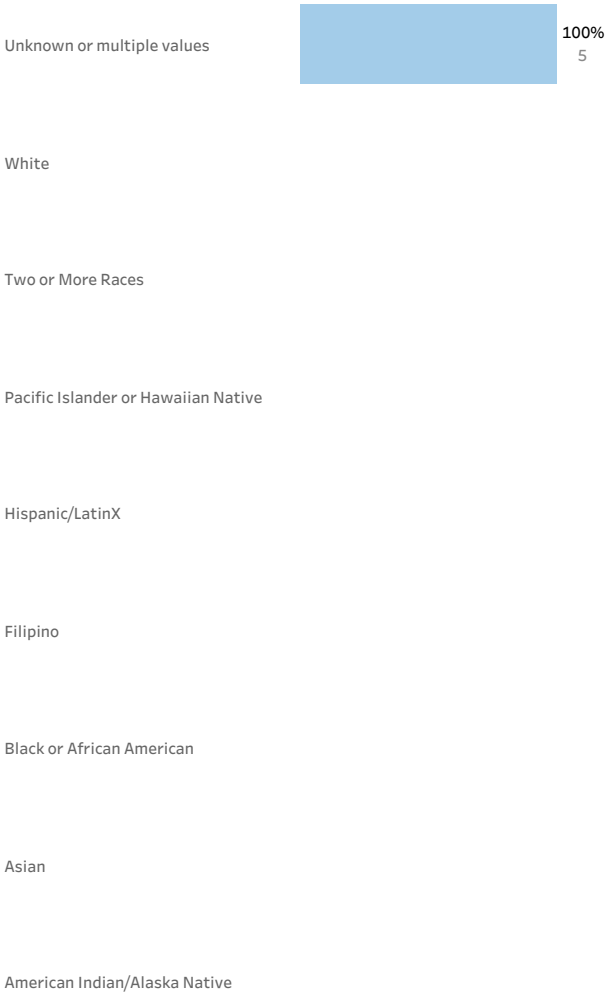
### Course Success Rate



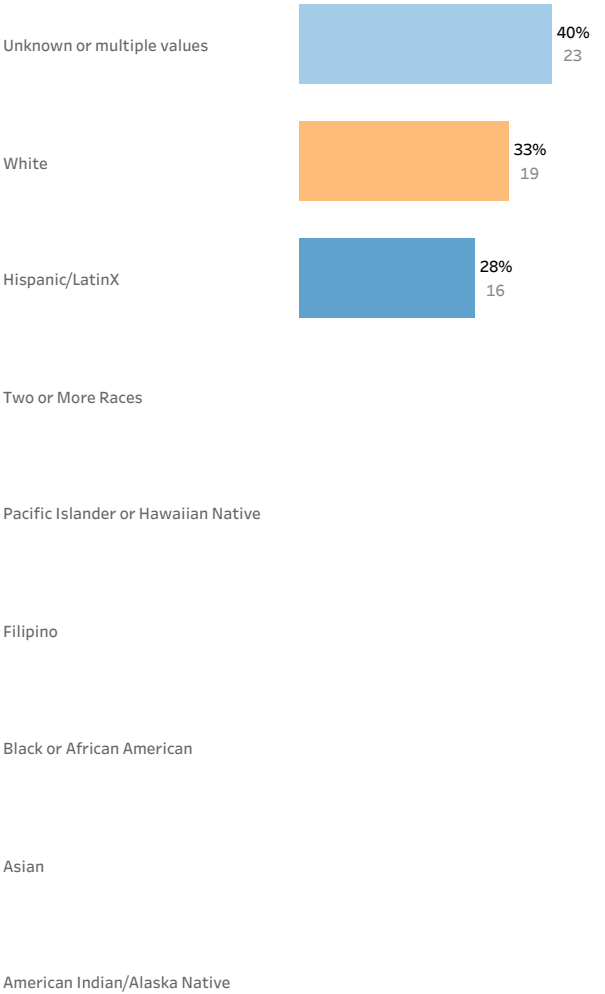
Note: Above, masked values (when data are insufficient) are reported as "Unknown or multiple values".  
Multiple values = Student reported to more than one program.

TOP6 Program Title: 051400 Office Technology/Office Computer Applications  
College: San Diego Miramar

Job Closely Related to Field of Study  
(Program Year 2018-19)



Attained the Living Wage  
(Program Year 2019-20)



Note: Above, masked values (when data are insufficient) are reported as "Unknown or multiple values".  
Multiple values = Student reported to more than one program.

### Metric Definitions

#### Attained the Living Wage\*

Among CCP students who exited college and did not transfer to any postsecondary institution, the proportion who attained the district county living wage for a single adult measured immediately following academic year of exit

Among students who exited college and did not transfer to any postsecondary institution, the proportion who attained the district county living wage for a single adult measured immediately following academic year of exit

#### Course Retention Rate

Among all credit enrollments, percentage of enrollments where students did not withdraw and received a valid grade in the selected year

#### Course Success Rate\*

Among all credit enrollments, the percentage of enrollments where students successfully completed the course

#### Enrollments

The number of enrollments in courses assigned to the TOP code in the selected year

#### Job Closely Related to Field of Study\*

Among CTE students who responded to this CTE Outcomes Survey question(s) and did not transfer to any postsecondary institution, the proportion who reported that they are working in a job very closely or closely related to their field of study

Among students who responded to the CTE Outcomes Survey and did not transfer to any postsecondary institution, the proportion who reported that they are working in a job very closely or closely related to their field of study

#### Sections Offered

The number of sections offered in the TOP code in the selected year

# Program Fact Sheets

## I. Overview

### Filters

County	Institution	TOP6 Title	Catalog Name
San Diego	San Diego Miramar	Paralegal	All

Disclaimer: This report should be used to guide program discussions. This cannot be used for the Regional Program Recommendation Process.

TOP6	TOP6 Title	Institution
140200	Paralegal	San Diego Miramar



### San Diego Miramar Crosswalk Occupations for TOP6: 140200

SOC   Occupation	Job Description	Typical Entry-Level Education
23-2011 Paralegals and Legal Assistants	Assist lawyers by investigating facts, preparing legal documents, or researching legal precedent. Conduct research to support a legal proceeding, to formulate a defense, or to initiate legal action. Excludes "Legal Secretaries and Administrative Assistants" (43-6012).	Associate degree
23-2093 Title Examiners, Abstractors, and Searchers	Search real estate records, examine titles, or summarize pertinent legal or insurance documents or details for a variety of purposes. May compile lists of mortgages, contracts, and other instruments pertaining to titles by searching public and private records for law firms, real estate agencies, or title insurance companies. Excludes "Loan Officers" (13-2072).	High school diploma or equivalent
23-2099 Legal Support Workers, All Other	All legal support workers not listed separately.	Associate degree
43-6012 Legal Secretaries and Administrative Assistants	Perform secretarial duties using legal terminology, procedures, and documents. Prepare legal papers and correspondence, such as summonses, complaints, motions, and subpoenas. May also assist with legal research.	High school diploma or equivalent

# Program Fact Sheets

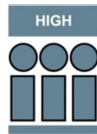
## I. Summary

**TOP6** **TOP6 Title** **Institution**  
 140200 Paralegal San Diego Miramar



Total Demand	Selected/Linked SOC   Occupation (s)	Total TOP Code Supply	Total CIP Code Supply
1,126	23-2011 Paralegals and Legal Assistants	104	291
	23-2093 Title Examiners, Abstractors, and Searchers		
	23-2099 Legal Support Workers, All Other		
	43-6012 Legal Secretaries and Administrative Assistants		

How many annual openings do these occupations have?



How many institutions provide training for these occupations?

1 - 3 Low  
 4 - 7 Medium  
 8+ High

Number of TOP related institutions - 4

Number of CIP related institutions - 5

On average, do these occupations pay above the living wage of \$18.43?



What is the highest expected education level for these occupations?

- ☐ Doctorate Degree
- ☐ Master's Degree
- ☐ Bachelor's Degree
- ☒ Associate Degree
- ☐ Some College or Certificate
- ☐ HS Diploma or Equivalent
- ☐ Less Than a HS Diploma
- ☐ Apprenticeship



## Program Fact Sheets

### I. Catalog

<b>TOP6</b>	<b>TOP6 Title</b>	<b>Institution</b>
140200	Paralegal	San Diego Miramar



### What other programs are coded under this TOP code?\*

Control Number	Catalog Name	Goal	Award
5088	Paralegal	CTE (Limited to programs in CTE TOP codes other than ADTs)	A.S. Degree
22280	Paralegal	CTE (Limited to programs in CTE TOP codes other than ADTs)	Certificate of Achievement requiring 30 to less than 60 semester units or 45 to less than 90 quarter units

\*Note: Information as seen in the Chancellor's Office Curriculum Inventory.

ADT = Associate Degree for Transfer

CSU GE = California State University General Education

CTE = Career Technical Education

IGETC = Intersegmental General Education Transfer..

TOP6 Program Title: 140200 Paralegal  
College: San Diego Miramar

Total Demand Sselected/linked occupation(s)	Total TOP Code Supply	Total CIP Code Supply
1,126	104	291

Annual Job Openings (2022-2027)

SOC   Occupation	
23-2011 Paralegals and Legal Assistants	509
23-2093 Title Examiners, Abstractors, and Searchers	45
23-2099 Legal Support Workers, All Other	137
43-6012 Legal Secretaries and Administrative Assistants	435
Grand Total	1,126

Total TOP Code Supply\*

Includes all related TOP Codes

\* Note: If number is below Selected TOP Code Supply then there is code misalignment.

TOP6 Code	TOP6 Title	
051410	Legal Office Technology	3
140200	Paralegal	101
Grand Total		104

Total CIP Code Supply

Includes all related CIP Codes

CIP Code	CIP Title	
52.1501	Real Estate	167
22.0302	Legal Assistant/Paralegal	124
Grand Total		291

Selected TOP6 Code Supply

Paralegal (Only)

225



Annual Program Awards - Three-Year Average

TOP6 140200

CC Awards (PY19-20 to PY21-22)

Non-CC Awards (PY19-20 to PY20-21)

Community College Non-Community College Total

Refer to Award Type Breakout sheet for a detailed award breakdown.

Institution Name	Awards
Cuyamaca	16
Palomar	1
San Diego Miramar	66
Southwestern	18
National University	12
Northcentral University	2
University of San Diego	110
Grand Total	225

Note: Community College awards as seen in the Chancellor's Office Management Information Systems Data Mart. Non-Community College awards as seen in the integrated Postsecondary Education Data System.

Average Entry-Level Wage for Occupation(s) > Living Wage (\$18.43): True



Education, Training, and Wages

SOC   Occupation	Typical Entry-Level Education	Typical On-the-Job Training (OJT)	Entry-Level Wage (25th Percentile)	Median Wage
23-2011 Paralegals and Legal Assistants	Associate degree	None	\$23.48	\$29.80
23-2093 Title Examiners, Abstractors, and Searchers	High school diploma or equivalent	Moderate-term OJT	\$20.32	\$28.55
23-2099 Legal Support Workers, All Other	Associate degree	None	\$18.01	\$24.30
43-6012 Legal Secretaries and Administrative Assistants	High school diploma or equivalent	Moderate-term OJT	\$22.81	\$22.86

## Program Fact Sheets

## II. Labor Market Information, Occupation Demographics

Demographics broken down by San Diego population and occupations within San Diego.

### Guiding Questions:

- \* Do enrollment trends differ from the demographics of the occupations? Why do you think these trends exist?
- \* Are there any ethnic/racial groups at your institution that are underrepresented when compared to the County?

### Age

County	19-21	22-24	25-34	35-44	45-54	55-64	65+
San Diego	5%	6%	24%	22%	20%	16%	7%

#### SOC | Occupation

23-2011	Paralegals and Legal Assistants	2%	7%	26%	25%	19%	15%	6%
23-2093	Title Examiners, Abstractors, and Searchers	3%	11%	17%	20%	20%	19%	10%
23-2099	Legal Support Workers, All Other	3%	7%	26%	22%	19%	16%	7%
43-6012	Legal Secretaries and Administrative Assist..	1%	3%	17%	21%	23%	25%	10%

### Gender

County	Female	Male
San Diego	47%	53%

#### SOC | Occupation

23-2011	Paralegals and Legal Assistants	82%	18%
23-2093	Title Examiners, Abstractors, and Searchers	73%	27%
23-2099	Legal Support Workers, All Other	67%	33%
43-6012	Legal Secretaries and Administrative Assistants	96%	4%

### Race or Ethnicity

County	Asian	Black or African American	Hispanic or Latinx	Native American or Alaska Native	Native Hawaiian or Other Pacific	Two or More Races	White
San Diego	13%	6%	34%	0%	0%	3%	43%

#### SOC | Occupation

23-2011	Paralegals and Legal Assistants	8%	5%	31%	0%	0%	4%	52%
23-2093	Title Examiners, Abstractors, and Searchers	9%	3%	22%	0%	0%	4%	61%
23-2099	Legal Support Workers, All Other	15%	6%	25%	0%	0%	5%	47%
43-6012	Legal Secretaries and Administrative Assist..	7%	4%	29%	0%	1%	3%	56%

### National Educational Attainment

County	< HS	HS	Some College	Associate	Bachelor's	Master's	PhD or Professional
San Diego	14%	19%	22%	9%	23%	9%	5%

#### SOC | Occupation

23-2011	Paralegals and Legal Assistants	13%	33%	28%	9%	14%	2%	0%
23-2093	Title Examiners, Abstractors, and Searchers	22%	43%	19%	7%	8%	1%	0%
23-2099	Legal Support Workers, All Other	11%	33%	27%	11%	15%	3%	1%
43-6012	Legal Secretaries and Administrative Assistants	0%	0%	3%	2%	44%	47%	4%

## Program Fact Sheets

## II. Labor Market Information, Program Supply

Selected TOP6: **Paralegal**

Total Supply: **225**

Annual Program Awards - Three-Year Average (Supply)

■ Community College ■ Non-Community College ■ Total

Institution Name	Cert 30-60	AA/AS	BA/BS	Post BA/BS	Cert 1 <	Cert 1 < 2 yrs	Cert 6-18	Grand Total
Cuyamaca		16						16
Palomar							1	1
San Diego Miramar	29	37						66
Southwestern	6	12						18
National University		1	3			8		12
Northcentral University			1		1			2
University of San Diego				110				110
Total	35	66	4	110	1	8	1	225

Award Level	Abbreviation	Award Level	Abbreviation
Noncredit award < 48 hours	NC < 48 hrs	Certificate 18 < 30 semester units	Cert 18-30
Noncredit award 48 < 96 hours	NC 48 < 96 hrs	Certificate 30 < 60 semester units	Cert 30-60
Noncredit award 96 < 144 hours	NC 96 < 144 hrs	Certificate 6 < 18 semester units	Cert 6-18
Noncredit award 144 < 192 hours	NC 144 < 192 hrs	Certificate 60+ semester units	Cert 60+
Noncredit award 192 < 288 hours	NC 192 < 288 hrs	Certificates of Less than 1 yr	Cert 1 <
Noncredit award 288 < 480 hours	NC 288 < 480 hrs	Certificates of at least 1 but less than 2 years	Cert 1 < 2 yrs
Noncredit award 480 < 960 hours	NC 480 < 960 hrs	Certificates of at least 2 but less than 4 years	Cert 2 < 4 yrs
Noncredit award 960+ hours	NC 960+ hrs	Associate Degree	AA/AS
Noncredit award	NC	Associate for Transfer Degree	ADT
Award < 1 academic yr	Award < 1 yr	Postsecondary awards	Postsecondary
Award 1 < 2 academic yrs	Award 1 < 2 yrs	Bachelor's Degree	BA/BS
Award 2 < 4 academic yrs	Award 2 < 4 yrs	Postbaccalaureate certificate	Post BA/BS
Credit Award, < 6 semester units	Credit < 6	Master's degree	MA/MS
Certificate 8 < 16 semester units	Cert 8-16	Post-master's certificate	Post MA/MS
Certificate 12 < 18 semester units	Cert 12-18	Doctor's degree	Doct
Certificate 16 < 30 semester units	Cert 16-30		

Note: Community College awards as seen in the Chancellor's Office Management Information Systems Data Mart. Non-Community College awards as seen in the integrated Postsecondary Education Data System.

Total Supply: **225**

Community.. ■ Community Coll.. ■ Other ■ Total

TOP6 Program Title: **140200 Paralegal**  
College: **San Diego Miramar**

## Program Fact Sheets

### III. Enrollment

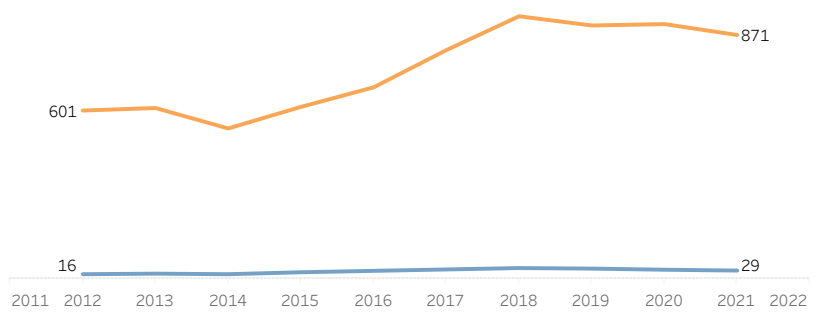
TOP6 Program Title: **140200 Paralegal**  
College: **San Diego Miramar**

Program Year  
2020-21

#### Enrollment Trends

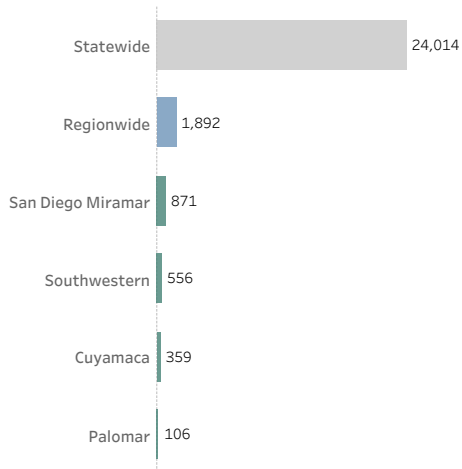
	Enrollments	Sections Offered
2011-12	601	16
2012-13	610	18
2013-14	537	16
2014-15	614	23
2015-16	684	28
2016-17	817	33
2017-18	938	38
2018-19	905	36
2019-20	910	32
2020-21	871	29

#### Enrollment Trends

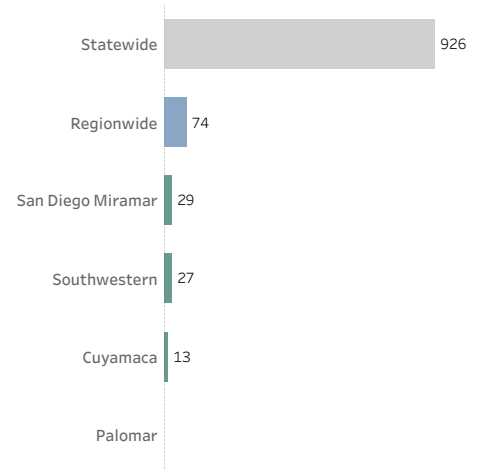


Note: Information as seen in the Chancellor's Office LaunchBoard. If there were fewer than 10 students, the data for the metric were suppressed.

#### # Course Enrollments (2020-21)



#### # Course Sections (2020-21)



Note: Information as seen in the Chancellor's Office LaunchBoard. If there were fewer than 10 students, the data for the metric were suppressed.

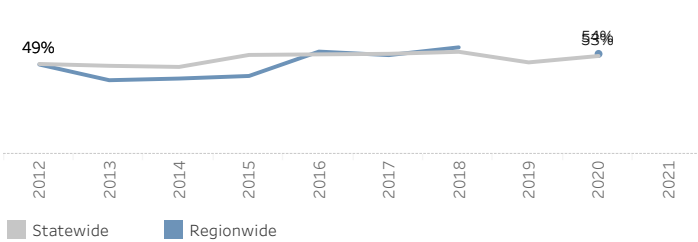
## Program Fact Sheets

### VI. Employment

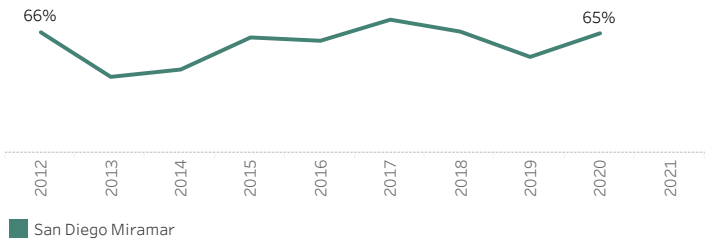
TOP6 Program Title: **140200 Paralegal**  
College: **San Diego Miramar**

Program Year  
2019-20

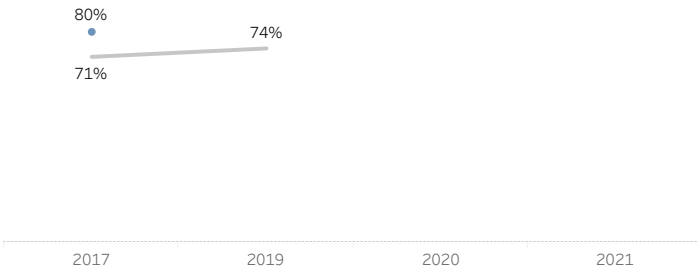
% Attained the Living Wage\*



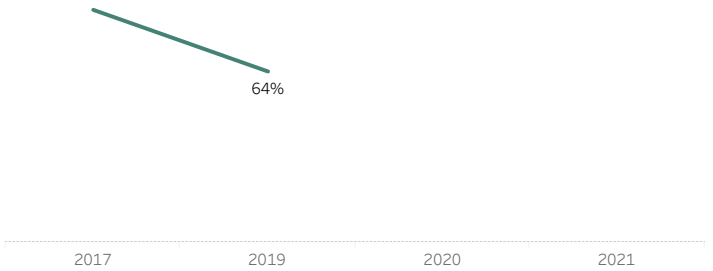
% Attained the Living Wage\*



% Job Closely Related to Field of Study\*



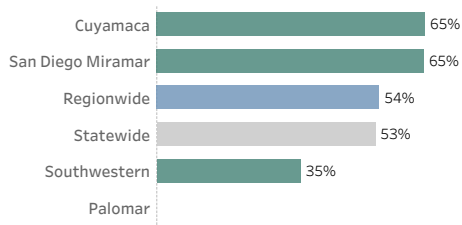
% Job Closely Related to Field of Study\*



Note: Information as seen in the Chancellor's Office LaunchBoard. If there were fewer than 10 students, the data for the metric were suppressed. If year is missing, data were not available from the Chancellor's Office LaunchBoard.


% Attained a Living Wage (2019-20)

Most recent data available are for PY 2019-20.



% Job Closely Related to Field of Study (2019-20)

Most recent data available are for PY 2018-19.



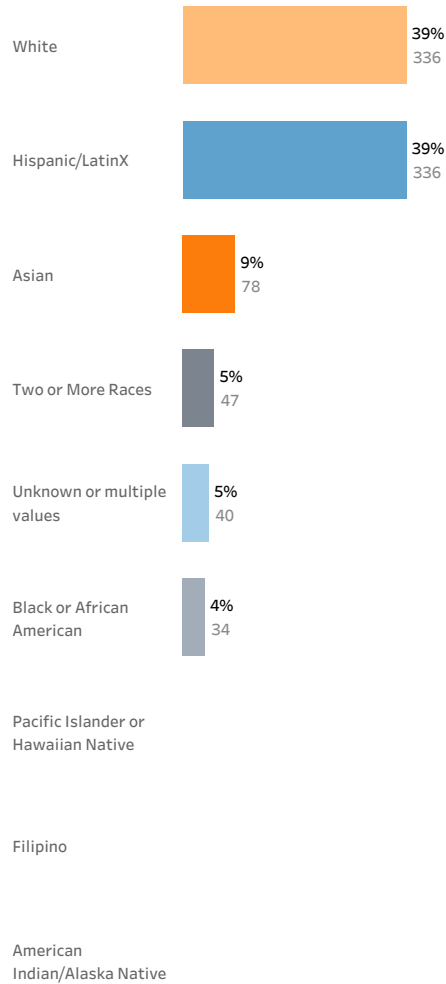
Note: Information as seen in the Chancellor's Office LaunchBoard. If there were fewer than 10 students, the data for the metric were suppressed. If year is missing, data were not available from the Chancellor's Office LaunchBoard.

## Program Fact Sheets

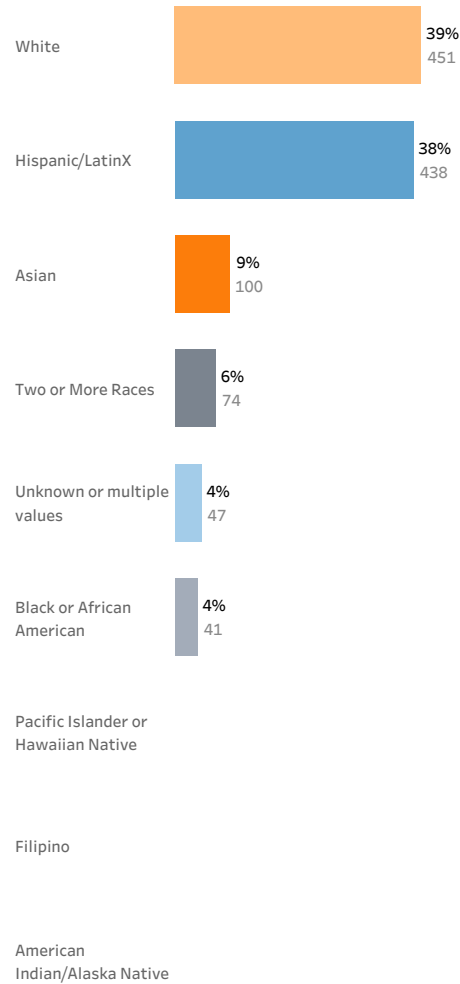
VII. Program Demographics  
2020 - 2021

TOP6 Program Title: **140200 Paralegal**  
College: **San Diego Miramar**

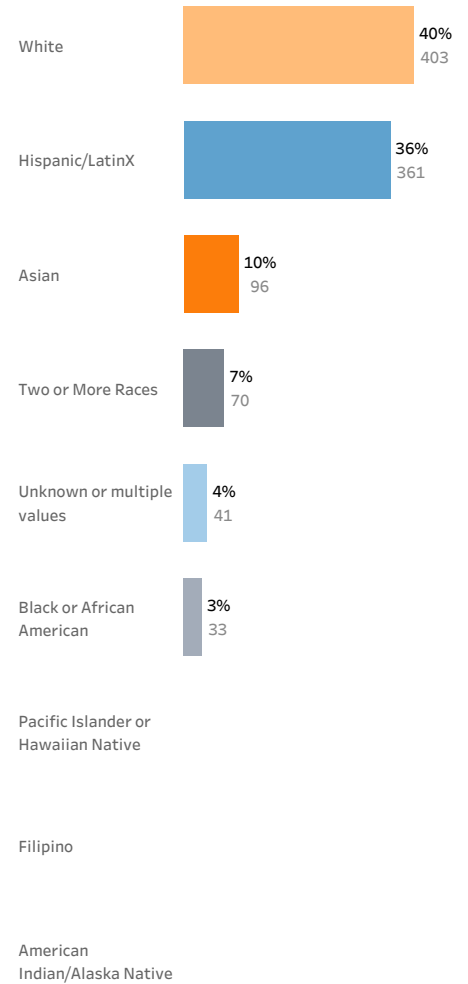
### Enrollments



### Course Retention Rate



### Course Success Rate



Note: Above, masked values (when data are insufficient) are reported as "Unknown or multiple values".  
Multiple values = Student reported to more than one program.

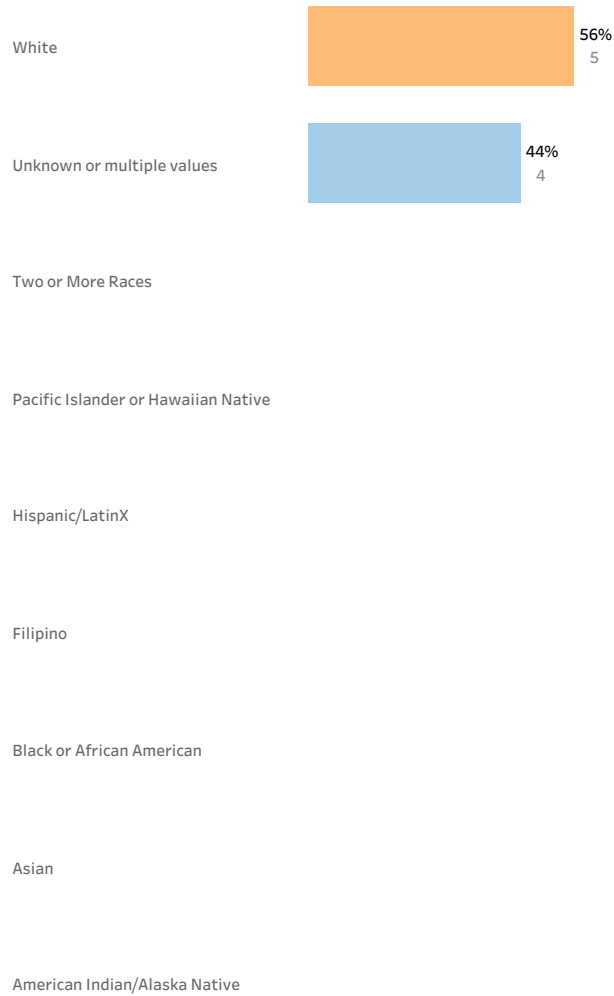
## Program Fact Sheets

### VII. Program Demographics Various Years

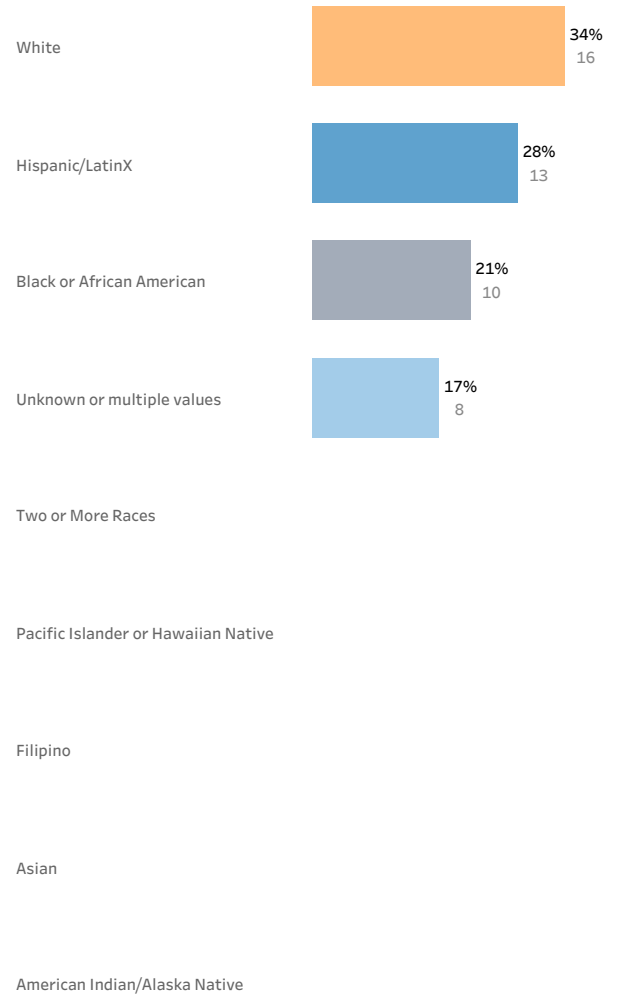
TOP6 Program Title: **140200 Paralegal**  
College: **San Diego Miramar**



#### Job Closely Related to Field of Study (Program Year 2018-19)



#### Attained the Living Wage (Program Year 2019-20)



Note: Above, masked values (when data are insufficient) are reported as "Unknown or multiple values".  
Multiple values = Student reported to more than one program.





### Metric Definitions

**Attained the Living Wage\*** Among CCP students who exited college and did not transfer to any postsecondary institution, the proportion who attained the district county living wage for a single adult measured immediately following academic year of exit

Among students who exited college and did not transfer to any postsecondary institution, the proportion who attained the district county living wage for a single adult measured immediately following academic year of exit

**Course Retention Rate** Among all credit enrollments, percentage of enrollments where students did not withdraw and received a valid grade in the selected year

**Course Success Rate\*** Among all credit enrollments, the percentage of enrollments where students successfully completed the course

**Enrollments** The number of enrollments in courses assigned to the TOP code in the selected year

**Job Closely Related to Field of Study\*** Among CTE students who responded to this CTE Outcomes Survey question(s) and did not transfer to any postsecondary institution, the proportion who reported that they are working in a job very closely or closely related to their field of study

Among students who responded to the CTE Outcomes Survey and did not transfer to any postsecondary institution, the proportion who reported that they are working in a job very closely or closely related to their field of study

**Sections Offered** The number of sections offered in the TOP code in the selected year

# Program Fact Sheets

## I. Overview

### Filters

County	Institution	TOP6 Title	Catalog Name
San Diego	San Diego Miramar	Piloting	All

Disclaimer: This report should be used to guide program discussions. This cannot be used for the Regional Program Recommendation Process.

TOP6	TOP6 Title	Institution
302020	Piloting	San Diego Miramar



## San Diego Miramar Crosswalk Occupations for TOP6: 302020

SOC   Occupation	Job Description	Typical Entry-Level Education
53-2011 Airline Pilots, Copilots, and Flight Engineers	Pilot and navigate the flight of fixed-wing aircraft, usually on scheduled air carrier routes, for the transport of passengers and cargo. Requires Federal Air Transport certificate and rating for specific aircraft type used. Includes regional, national, and international airline pilots and flight instructors of airline pilots. Excludes "Electro-Mechanical and Mechatronics Technologists and Technicians" (17-3024).	Bachelor's degree
53-2012 Commercial Pilots	Pilot and navigate the flight of fixed-wing aircraft on nonscheduled air carrier routes, or helicopters. Requires Commercial Pilot certificate. Includes charter pilots with similar certification, and air ambulance and air tour pilots. Excludes regional, national, and international airline pilots. Excludes "Electro-Mechanical and Mechatronics Technologists and Technicians" (17-3024).	High school diploma or equivalent

# Program Fact Sheets

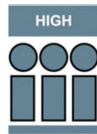
## I. Summary

**TOP6** **TOP6 Title** **Institution**  
 302020 Piloting San Diego Miramar



<b>Total Demand</b>	<b>Selected/Linked SOC   Occupation (s)</b>	<b>Total TOP Code Supply</b>	<b>Total CIP Code Supply</b>
<b>434</b>	53-2011 Airline Pilots, Copilots, and Flight Engineers	<b>15</b>	<b>None</b>
	53-2012 Commercial Pilots		

How many annual openings do these occupations have?



How many institutions provide training for these occupations?

1 - 3 Low  
 4 - 7 Medium  
 8+ High

Number of TOP related institutions - 3

Number of CIP related institutions - None

On average, do these occupations pay above the living wage of \$18.43?



What is the highest expected education level for these occupations?

- ☐ Doctorate Degree
- ☐ Master's Degree
- ☒ Bachelor's Degree
- ☐ Associate Degree
- ☐ Some College or Certificate
- ☐ HS Diploma or Equivalent
- ☐ Less Than a HS Diploma
- ☐ Apprenticeship

## Program Fact Sheets

### I. Catalog

<b>TOP6</b>	<b>TOP6 Title</b>	<b>Institution</b>
302020	Piloting	San Diego Miramar



### What other programs are coded under this TOP code?\*

Control Number	Catalog Name	Goal	Award
16779	Professional Aeronautics	CTE (Limited to programs in CTE TOP codes other than ADTs)	A.S. Degree
22273	Professional Piloting	CTE (Limited to programs in CTE TOP codes other than ADTs)	Certificate of Achievement requiring 16 to less than 30 semester units or 24 to less than 45 quarter units

\*Note: Information as seen in the Chancellor's Office Curriculum Inventory.

ADT = Associate Degree for Transfer

CSU GE = California State University General Education

CTE = Career Technical Education

IGETC = Intersegmental General Education Transfer..

TOP6 Program Title: 302020 Piloting  
College: San Diego Miramar

Total Demand Sselected/linked occupation(s)	Total TOP Code Supply	Total CIP Code Supply
434	15	None

Annual Job Openings (2022-2027)

SOC   Occupation	
53-2011 Airline Pilots, Copilots, and Flight Engineers	302
53-2012 Commercial Pilots	132
Grand Total	434

Total TOP Code Supply\*

Includes all related TOP Codes

\* Note: If number is below Selected TOP Code Supply then there is code misalignment.

TOP6 Code	TOP6 Title	
302020	Piloting	15
Grand Total		15

Total CIP Code Supply

Includes all related CIP Codes

Selected TOP6 Code Supply

Piloting (Only)

15

Annual Program Awards - Three-Year Average

TOP6 302020

CC Awards (PY19-20 to PY21-22)

Non-CC Awards (PY19-20 to PY20-21)

Community College Non-Community College Total

Refer to Award Type Breakout sheet for a detailed award breakdown.

Institution Name	Awards
Palomar	1
San Diego Miramar	11
Southwestern	3
Grand Total	15

Note: Community College awards as seen in the Chancellor's Office Management Information Systems Data Mart. Non-Community College awards as seen in the integrated Postsecondary Education Data System.

Average Entry-Level Wage for Occupation(s) > Living Wage (\$18.43): True

Education, Training, and Wages

SOC   Occupation	Typical Entry-Level Education	Typical On-the-Job Training (OJT)	Entry-Level Wage (25th Percentile)	Median Wage
53-2011 Airline Pilots, Copilots, and Flight Engineers	Bachelor's degree	Moderate-term OJT	\$54.74	\$77.20
53-2012 Commercial Pilots	High school diploma or equivalent	Moderate-term OJT	\$30.22	\$38.42

Demographics broken down by San Diego population and occupations within San Diego.

### Guiding Questions:

- \* Do enrollment trends differ from the demographics of the occupations? Why do you think these trends exist?
- \* Are there any ethnic/racial groups at your institution that are underrepresented when compared to the County?

## Age

County	19-21	22-24	25-34	35-44	45-54	55-64	65+
San Diego	5%	6%	24%	22%	20%	16%	7%

### SOC | Occupation

53-2011	Airline Pilots, Copilots, and Flight Engineers	1%	8%	42%	31%	12%	5%	1%
53-2012	Commercial Pilots	1%	7%	37%	29%	14%	8%	4%

## Gender

County	Female	Male
San Diego	47%	53%

### SOC | Occupation

53-2011	Airline Pilots, Copilots, and Flight Engineers	9%	91%
53-2012	Commercial Pilots	8%	92%

## Race or Ethnicity

County	Asian	Black or African American	Hispanic or Latinx	Native American or Alaska Native	Native Hawaiian or Other Pacific	Two or More Races	White
San Diego	13%	6%	34%	0%	0%	3%	43%

### SOC | Occupation

53-2011	Airline Pilots, Copilots, and Flight Engineers	4%	3%	10%	0%	0%	5%	78%
53-2012	Commercial Pilots	4%	2%	12%	0%	0%	5%	77%

## National Educational Attainment

County	< HS	HS	Some College	Associate	Bachelor's	Master's	PhD or Professional
San Diego	14%	19%	22%	9%	23%	9%	5%

### SOC | Occupation

53-2011	Airline Pilots, Copilots, and Flight Engineers	27%	45%	15%	6%	3%	3%	0%
53-2012	Commercial Pilots	27%	45%	15%	6%	3%	3%	0%

## Program Fact Sheets

## II. Labor Market Information, Program Supply

Selected TOP6: **Piloting**

Total Supply: **15**

Annual Program Awards - Three-Year Average (Supply)

■ Community College
 ■ Non-Community College
 ■ Total

Institution Name	Cert 16-30	AA/AS	Cert 6-18	Grand Total
Palomar		1		1
San Diego Miramar	1	10		11
Southwestern	1		2	3
<b>Total</b>	<b>2</b>	<b>11</b>	<b>2</b>	<b>15</b>

Award Level	Abbreviation	Award Level	Abbreviation
Noncredit award < 48 hours	NC < 48 hrs	Certificate 18 < 30 semester units	Cert 18-30
Noncredit award 48 < 96 hours	NC 48 < 96 hrs	Certificate 30 < 60 semester units	Cert 30-60
Noncredit award 96 < 144 hours	NC 96 < 144 hrs	Certificate 6 < 18 semester units	Cert 6-18
Noncredit award 144 < 192 hours	NC 144 < 192 hrs	Certificate 60+ semester units	Cert 60+
Noncredit award 192 < 288 hours	NC 192 < 288 hrs	Certificates of Less than 1 yr	Cert 1 <
Noncredit award 288 < 480 hours	NC 288 < 480 hrs	Certificates of at least 1 but less than 2 years	Cert 1 < 2 yrs
Noncredit award 480 < 960 hours	NC 480 < 960 hrs	Certificates of at least 2 but less than 4 years	Cert 2 < 4 yrs
Noncredit award 960+ hours	NC 960+ hrs	Associate Degree	AA/AS
Noncredit award	NC	Associate for Transfer Degree	ADT
Award < 1 academic yr	Award < 1 yr	Postsecondary awards	Postsecondary
Award 1 < 2 academic yrs	Award 1 < 2 yrs	Bachelor's Degree	BA/BS
Award 2 < 4 academic yrs	Award 2 < 4 yrs	Postbaccalaureate certificate	Post BA/BS
Credit Award, < 6 semester units	Credit < 6	Master's degree	MA/MS
Certificate 8 < 16 semester units	Cert 8-16	Post-master's certificate	Post MA/MS
Certificate 12 < 18 semester units	Cert 12-18	Doctor's degree	Doct
Certificate 16 < 30 semester units	Cert 16-30		

Note: Community College awards as seen in the Chancellor's Office Management Information Systems Data Mart. Non-Community College awards as seen in the integrated Postsecondary Education Data System.

Total Supply: **15**

Community.. ■ Community Coll.. ■ Total

TOP6 Program Title: 302020 Piloting  
College: San Diego Miramar

## Program Fact Sheets

### III. Enrollment

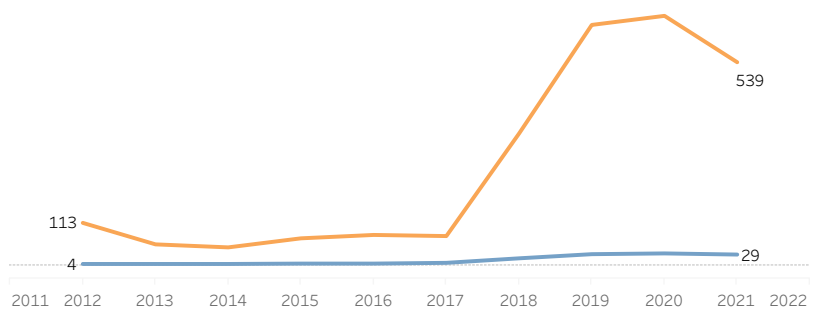
TOP6 Program Title: **302020 Piloting**  
College: **San Diego Miramar**

Program Year  
2020-21

#### Enrollment Trends

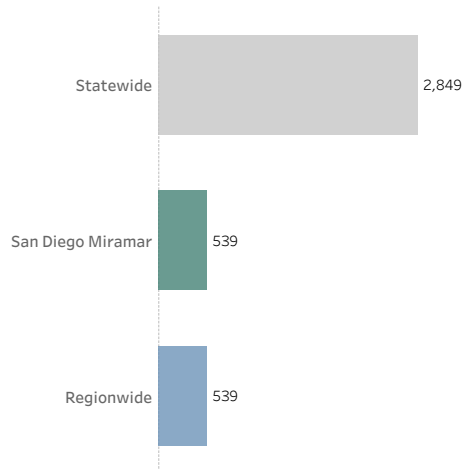
	Enrollments	Sections Offered
2011-12	113	4
2012-13	56	4
2013-14	48	4
2014-15	72	5
2015-16	81	5
2016-17	78	7
2017-18	350	19
2018-19	638	30
2019-20	662	32
2020-21	539	29

#### Enrollment Trends

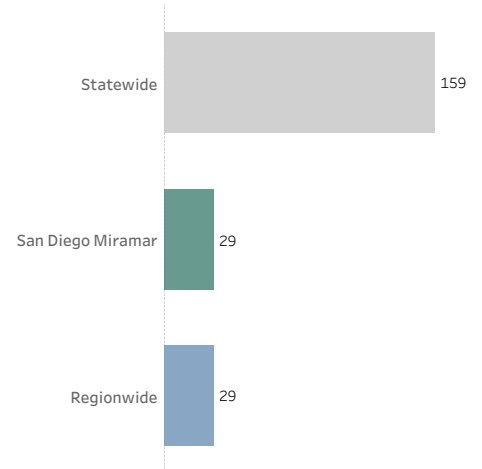


Note: Information as seen in the Chancellor's Office LaunchBoard. If there were fewer than 10 students, the data for the metric were suppressed.

#### # Course Enrollments (2020-21)



#### # Course Sections (2020-21)



Note: Information as seen in the Chancellor's Office LaunchBoard. If there were fewer than 10 students, the data for the metric were suppressed.



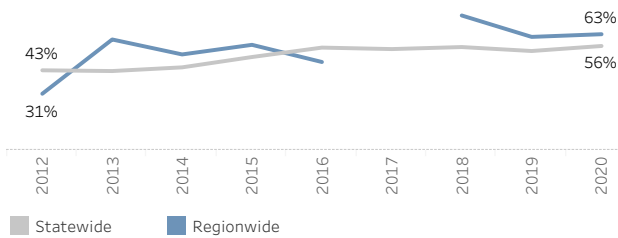
## Program Fact Sheets

## VI. Employment

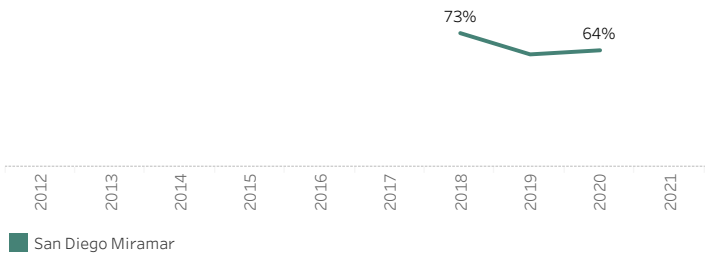
TOP6 Program Title: **302020 Piloting**  
College: **San Diego Miramar**

Program Year  
2019-20

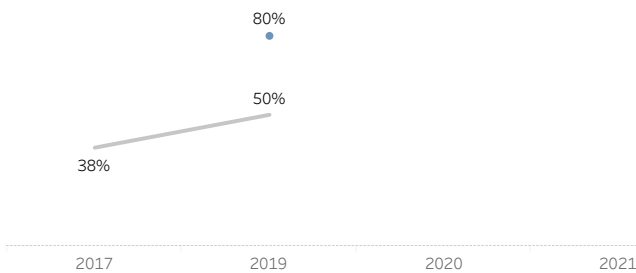
% Attained the Living Wage\*



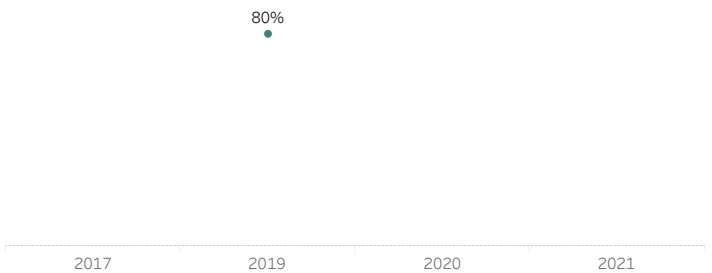
% Attained the Living Wage\*



% Job Closely Related to Field of Study\*



% Job Closely Related to Field of Study\*



Note: Information as seen in the Chancellor's Office LaunchBoard. If there were fewer than 10 students, the data for the metric were suppressed. If year is missing, data were not available from the Chancellor's Office LaunchBoard.


% Attained a Living Wage (2019-20)

Most recent data available are for PY 2019-20.



% Job Closely Related to Field of Study (2019-20)

Most recent data available are for PY 2018-19.



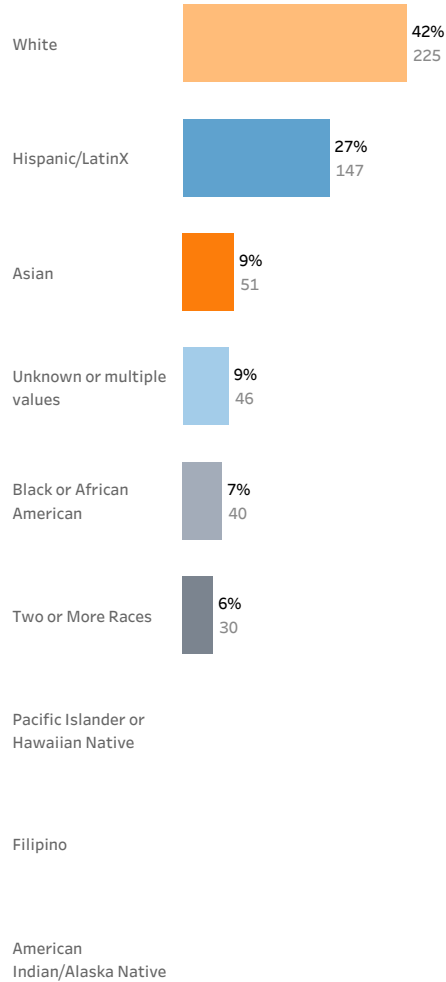
Note: Information as seen in the Chancellor's Office LaunchBoard. If there were fewer than 10 students, the data for the metric were suppressed. If year is missing, data were not available from the Chancellor's Office LaunchBoard.

## Program Fact Sheets

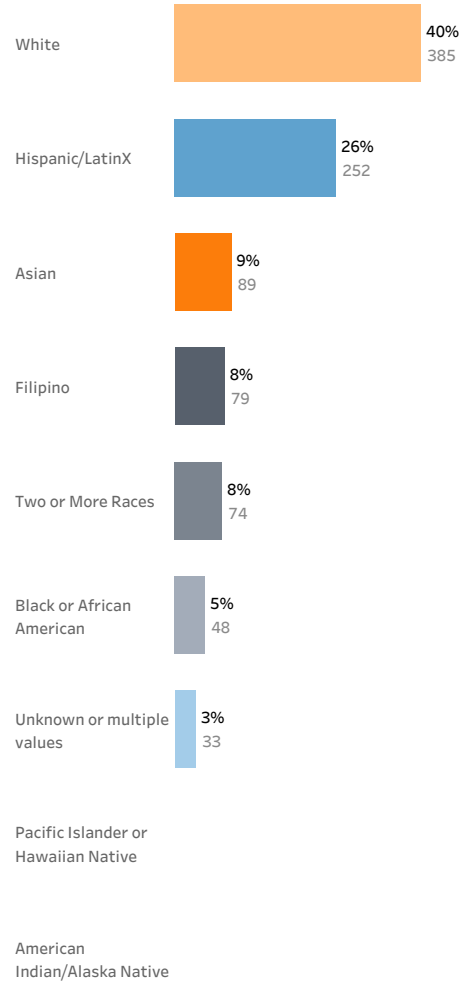
VII. Program Demographics  
2020 - 2021

TOP6 Program Title: 302020 Piloting  
College: San Diego Miramar

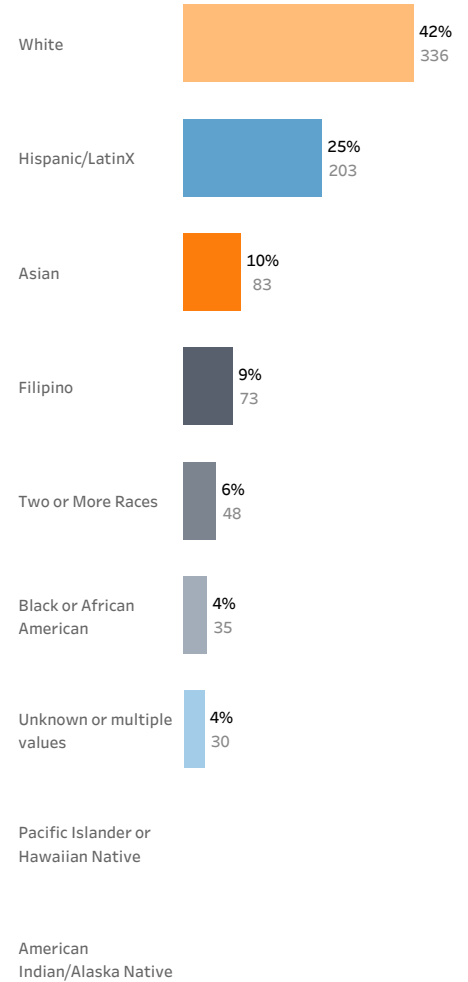
### Enrollments



### Course Retention Rate



### Course Success Rate



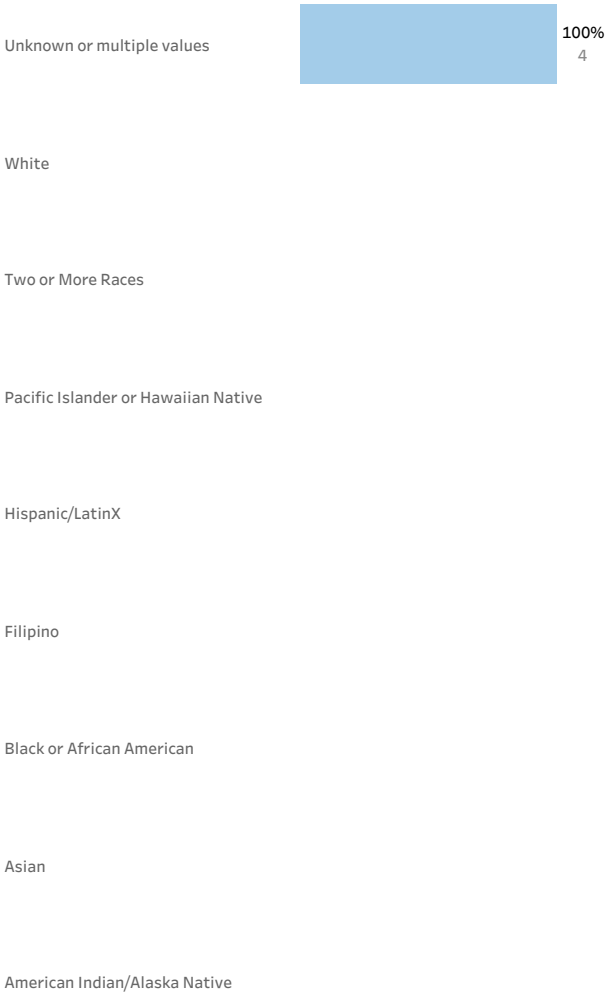
Note: Above, masked values (when data are insufficient) are reported as "Unknown or multiple values".  
Multiple values = Student reported to more than one program.

Program Fact Sheets

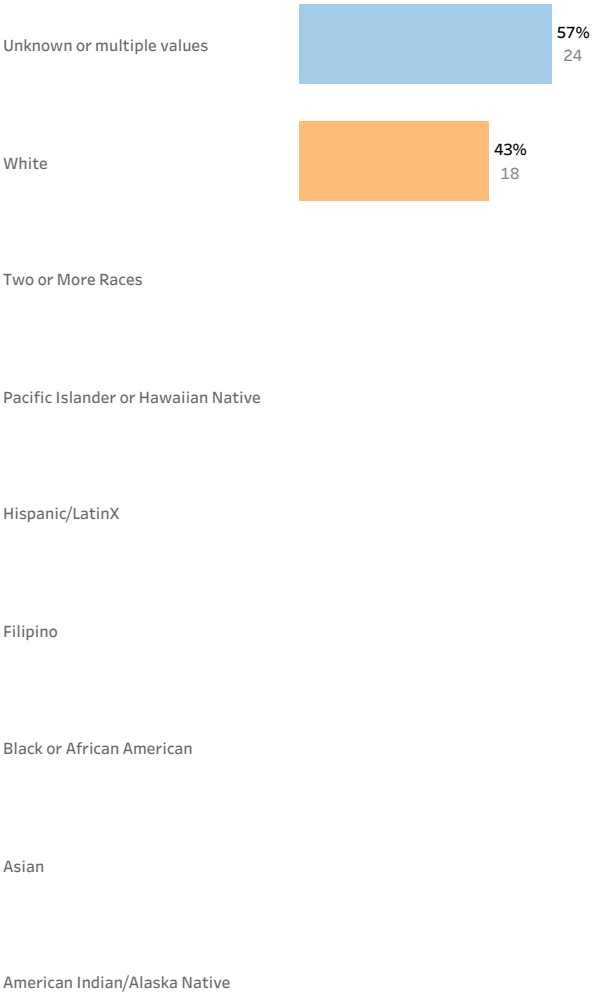
VII. Program Demographics  
Various Years

TOP6 Program Title: 302020 Piloting  
College: San Diego Miramar

Job Closely Related to Field of Study  
(Program Year 2018-19)



Attained the Living Wage  
(Program Year 2019-20)



Note: Above, masked values (when data are insufficient) are reported as "Unknown or multiple values".  
Multiple values = Student reported to more than one program.

### Metric Definitions

**Attained the Living Wage\*** Among CCP students who exited college and did not transfer to any postsecondary institution, the proportion who attained the district county living wage for a single adult measured immediately following academic year of exit

Among students who exited college and did not transfer to any postsecondary institution, the proportion who attained the district county living wage for a single adult measured immediately following academic year of exit

**Course Retention Rate** Among all credit enrollments, percentage of enrollments where students did not withdraw and received a valid grade in the selected year

**Course Success Rate\*** Among all credit enrollments, the percentage of enrollments where students successfully completed the course

**Enrollments** The number of enrollments in courses assigned to the TOP code in the selected year

**Job Closely Related to Field of Study\*** Among CTE students who responded to this CTE Outcomes Survey question(s) and did not transfer to any postsecondary institution, the proportion who reported that they are working in a job very closely or closely related to their field of study

Among students who responded to the CTE Outcomes Survey and did not transfer to any postsecondary institution, the proportion who reported that they are working in a job very closely or closely related to their field of study

**Sections Offered** The number of sections offered in the TOP code in the selected year

# Program Fact Sheets

## I. Overview

### Filters

County	Institution	TOP6 Title	Catalog Name
San Diego	San Diego Miramar	Police Academy	All

Disclaimer: This report should be used to guide program discussions. This cannot be used for the Regional Program Recommendation Process.

TOP6	TOP6 Title	Institution
210550	Police Academy	San Diego Miramar



### San Diego Miramar Crosswalk Occupations for TOP6: 210550

SOC   Occupation	Job Description	Typical Entry-Level Education
33-3011 Bailiffs	Maintain order in courts of law.	High school diploma or equivalent
33-3021 Detectives and Criminal Investigators	Conduct investigations related to suspected violations of federal, state, or local laws to prevent or solve crimes. Excludes "Private Detectives and Investigators" (33-9021).	High school diploma or equivalent
33-3051 Police and Sheriff's Patrol Officers	Maintain order and protect life and property by enforcing local, tribal, state, or federal laws and ordinances. Perform a combination of the following duties: patrol a specific area; direct traffic; issue traffic summonses; investigate accidents; apprehend and arrest suspects, or serve legal processes of courts. Includes police officers working at educational institutions.	High school diploma or equivalent
33-9021 Private Detectives and Investigators	Gather, analyze, compile, and report information regarding individuals or organizations to clients, or detect occurrences of unlawful acts or infractions of rules in private establishment.	High school diploma or equivalent

# Program Fact Sheets

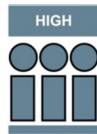
## I. Summary

**TOP6** **TOP6 Title** **Institution**  
 210550 Police Academy San Diego Miramar



Total Demand	Selected/Linked SOC   Occupation (s)	Total TOP Code Supply	Total CIP Code Supply
1,030	33-3011 Bailiffs		
	33-3021 Detectives and Criminal Investigators		
	33-3051 Police and Sheriff's Patrol Officers	606	1,295
	33-9021 Private Detectives and Investigators		

How many annual openings do these occupations have?



How many institutions provide training for these occupations?

1 - 3 Low  
 4 - 7 Medium  
 8+ High

Number of TOP related institutions - 5  
 Number of CIP related institutions - 9

On average, do these occupations pay above the living wage of \$18.43?



What is the highest expected education level for these occupations?

- ☐ Doctorate Degree
- ☐ Master's Degree
- ☐ Bachelor's Degree
- ☐ Associate Degree
- ☐ Some College or Certificate
- ☒ HS Diploma or Equivalent
- ☐ Less Than a HS Diploma
- ☐ Apprenticeship

## Program Fact Sheets

### I. Catalog

TOP6	TOP6 Title	Institution
210550	Police Academy	San Diego Miramar



### What other programs are coded under this TOP code?\*

Control Number	Catalog Name	Goal	Award
5098	Law Enforcement Technologies	CTE (Limited to programs in CTE TOP codes other than ADTs)	Certificate of Achievement requiring 16 to less than 30 semester units or 24 to less than 45 quarter units
16665	Technical Achievement for Field Training Officers	CTE (Limited to programs in CTE TOP codes other than ADTs)	Certificate of Achievement requiring 16 to less than 30 semester units or 24 to less than 45 quarter units
16739	Law Enforcement Supervision	CTE (Limited to programs in CTE TOP codes other than ADTs)	Certificate of Achievement requiring 16 to less than 30 semester units or 24 to less than 45 quarter units

\*Note: Information as seen in the Chancellor's Office Curriculum Inventory.

ADT = Associate Degree for Transfer

CSU GE = California State University General Education

CTE = Career Technical Education

IGETC = Intersegmental General Education Transfer..

Total Demand Sselected/linked occupation(s)	Total TOP Code Supply	Total CIP Code Supply
1,030	606	1,295

Annual Job Openings (2022-2027)

SOC   Occupation	
33-3011 Bailiffs	19
33-3021 Detectives and Criminal Investigators	276
33-3051 Police and Sheriff's Patrol Officers	707
33-9021 Private Detectives and Investigators	28
Grand Total	1,030

Total TOP Code Supply\*

Includes all related TOP Codes

\* Note: If number is below Selected TOP Code Supply then there is code misalignment.

TOP6 Code	TOP6 Title	
210500	Administration of Justice	518
210550	Police Academy	88
Grand Total		606

Total CIP Code Supply

Includes all related CIP Codes

CIP Code	CIP Title	
43.0103	Criminal Justice/Law Enforcement Administration	448
43.0104	Criminal Justice/Safety Studies	846
43.0107	Criminal Justice/Police Science	1
Grand Total		1,295

Selected TOP6 Code Supply

Police Academy (Only)

89



Annual Program Awards - Three-Year Average

TOP6 210550

CC Awards (PY19-20 to PY21-22)

Non-CC Awards (PY19-20 to PY20-21)

Community College Non-Community College Total

Refer to Award Type Breakout sheet for a detailed award breakdown.

Institution Name	Awards
Palomar	9
San Diego Miramar	60
Southwestern	19
San Diego State University	1
Grand Total	89

Note: Community College awards as seen in the Chancellor's Office Management Information Systems Data Mart. Non-Community College awards as seen in the integrated Postsecondary Education Data System.

Average Entry-Level Wage for Occupation(s) > Living Wage (\$18.43): True



Education, Training, and Wages

SOC   Occupation	Typical Entry-Level Education	Typical On-the-Job Training (OJT)	Entry-Level Wage (25th Percentile)	Median Wage
33-3011 Bailiffs	High school diploma or equivalent	Moderate-term OJT	\$26.35	\$26.35
33-3021 Detectives and Criminal Investigators	High school diploma or equivalent	Moderate-term OJT	\$47.88	\$50.03
33-3051 Police and Sheriff's Patrol Officers	High school diploma or equivalent	Moderate-term OJT	\$38.19	\$47.87
33-9021 Private Detectives and Investigators	High school diploma or equivalent	Moderate-term OJT	\$18.35	\$26.76



## Program Fact Sheets

## II. Labor Market Information, Occupation Demographics

Demographics broken down by San Diego population and occupations within San Diego.

### Guiding Questions:

- \* Do enrollment trends differ from the demographics of the occupations? Why do you think these trends exist?
- \* Are there any ethnic/racial groups at your institution that are underrepresented when compared to the County?

### Age

County	19-21	22-24	25-34	35-44	45-54	55-64	65+
San Diego	5%	6%	24%	22%	20%	16%	7%

#### SOC | Occupation

33-3011 Bailiffs	0%	0%	24%	26%	24%	16%	0%
33-3021 Detectives and Criminal Investigators	1%	1%	20%	39%	25%	11%	2%
33-3051 Police and Sheriff's Patrol Officers	4%	6%	33%	30%	18%	7%	1%
33-9021 Private Detectives and Investigators	0%	0%	25%	27%	20%	16%	7%

### Gender

County	Female	Male
San Diego	47%	53%

#### SOC | Occupation

33-3011 Bailiffs	36%	64%
33-3021 Detectives and Criminal Investigators	27%	73%
33-3051 Police and Sheriff's Patrol Officers	18%	82%
33-9021 Private Detectives and Investigators	39%	61%

### Race or Ethnicity

County	Asian	Black or African American	Hispanic or Latinx	Native American or Alaska Native	Native Hawaiian or Other Pacific	Two or More Races	White
San Diego	13%	6%	34%	0%	0%	3%	43%

#### SOC | Occupation

33-3011 Bailiffs	0%	16%	39%	0%	0%	0%	37%
33-3021 Detectives and Criminal Investigators	7%	8%	35%	0%	0%	5%	43%
33-3051 Police and Sheriff's Patrol Officers	7%	10%	35%	0%	0%	5%	42%
33-9021 Private Detectives and Investigators	8%	8%	36%	0%	0%	0%	44%

### National Educational Attainment

County	< HS	HS	Some College	Associate	Bachelor's	Master's	PhD or Professional
San Diego	14%	19%	22%	9%	23%	9%	5%

#### SOC | Occupation

33-3011 Bailiffs	13%	26%	24%	8%	22%	5%	3%
33-3021 Detectives and Criminal Investigators	33%	41%	16%	5%	5%	1%	0%
33-3051 Police and Sheriff's Patrol Officers	9%	38%	30%	14%	8%	1%	0%
33-9021 Private Detectives and Investigators	16%	47%	21%	11%	5%	0%	0%

## Program Fact Sheets

## II. Labor Market Information, Program Supply

Selected TOP6: **Police Academy**

Total Supply: **89**

Annual Program Awards - Three-Year Average (Supply)

■ Community College ■ Non-Community College ■ Total

Institution Name	Cert 16-30	Cert 30-60	Post BA/BS	Grand Total
Palomar		9		9
San Diego Miramar	60			60
Southwestern	19			19
San Diego State University			1	1
Total	79	9	1	89

Award Level	Abbreviation	Award Level	Abbreviation
Noncredit award < 48 hours	NC < 48 hrs	Certificate 18 < 30 semester units	Cert 18-30
Noncredit award 48 < 96 hours	NC 48 < 96 hrs	Certificate 30 < 60 semester units	Cert 30-60
Noncredit award 96 < 144 hours	NC 96 < 144 hrs	Certificate 6 < 18 semester units	Cert 6-18
Noncredit award 144 < 192 hours	NC 144 < 192 hrs	Certificate 60+ semester units	Cert 60+
Noncredit award 192 < 288 hours	NC 192 < 288 hrs	Certificates of Less than 1 yr	Cert 1 <
Noncredit award 288 < 480 hours	NC 288 < 480 hrs	Certificates of at least 1 but less than 2 years	Cert 1 < 2 yrs
Noncredit award 480 < 960 hours	NC 480 < 960 hrs	Certificates of at least 2 but less than 4 years	Cert 2 < 4 yrs
Noncredit award 960+ hours	NC 960+ hrs	Associate Degree	AA/AS
Noncredit award	NC	Associate for Transfer Degree	ADT
Award < 1 academic yr	Award < 1 yr	Postsecondary awards	Postsecondary
Award 1 < 2 academic yrs	Award 1 < 2 yrs	Bachelor's Degree	BA/BS
Award 2 < 4 academic yrs	Award 2 < 4 yrs	Postbaccalaureate certificate	Post BA/BS
Credit Award, < 6 semester units	Credit < 6	Master's degree	MA/MS
Certificate 8 < 16 semester units	Cert 8-16	Post-master's certificate	Post MA/MS
Certificate 12 < 18 semester units	Cert 12-18	Doctor's degree	Doct
Certificate 16 < 30 semester units	Cert 16-30		

Note: Community College awards as seen in the Chancellor's Office Management Information Systems Data Mart. Non-Community College awards as seen in the integrated Postsecondary Education Data System.

Total Supply: **89**

Community.. ■ Community Coll.. ■ Other ■ Total

TOP6 Program Title: **210550 Police Academy**  
College: **San Diego Miramar**

## Program Fact Sheets

### III. Enrollment

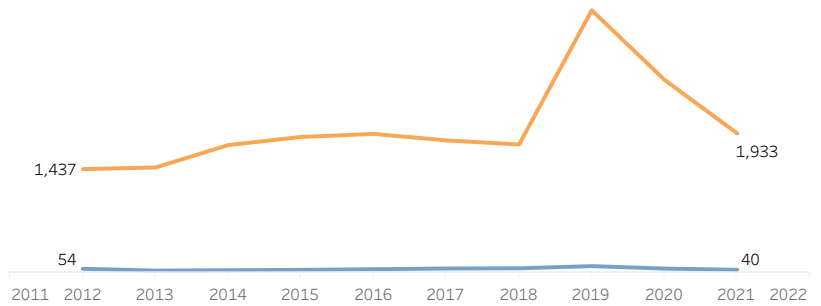
TOP6 Program Title: **210550 Police Academy**  
College: **San Diego Miramar**

Program Year  
2020-21

#### Enrollment Trends

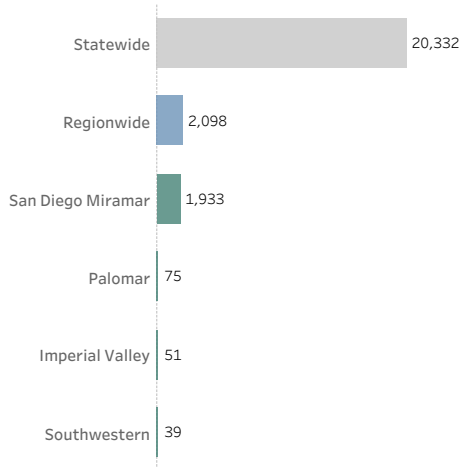
	Enrollments	Sections Offered
2011-12	1,437	54
2012-13	1,460	29
2013-14	1,771	34
2014-15	1,884	39
2015-16	1,926	48
2016-17	1,836	58
2017-18	1,779	61
2018-19	3,642	91
2019-20	2,677	57
2020-21	1,933	40

#### Enrollment Trends

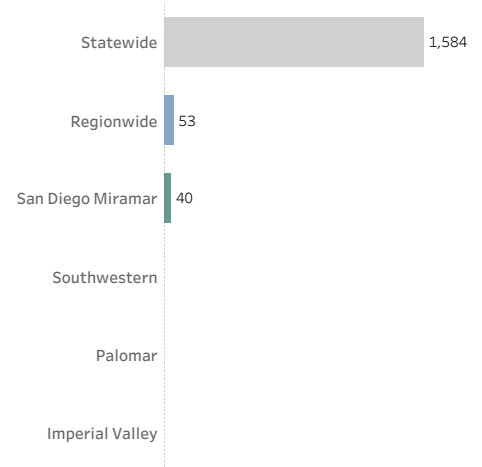


Note: Information as seen in the Chancellor's Office LaunchBoard. If there were fewer than 10 students, the data for the metric were suppressed.

#### # Course Enrollments (2020-21)



#### # Course Sections (2020-21)



Note: Information as seen in the Chancellor's Office LaunchBoard. If there were fewer than 10 students, the data for the metric were suppressed.

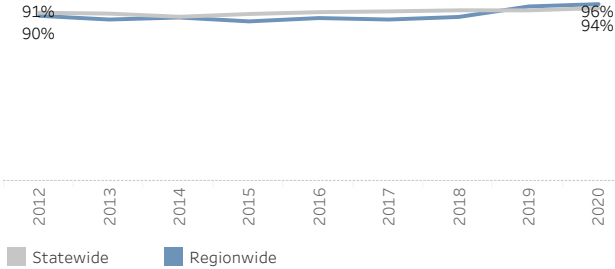
## Program Fact Sheets

## VI. Employment

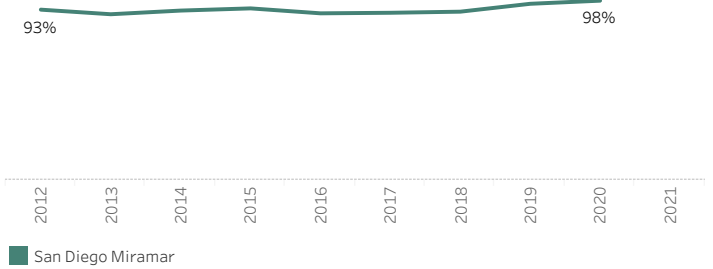
TOP6 Program Title: **210550 Police Academy**  
College: **San Diego Miramar**

Program Year  
2019-20

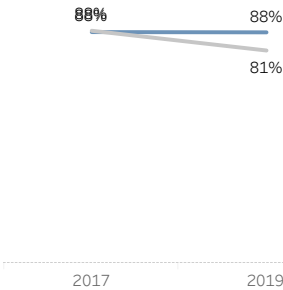
### % Attained the Living Wage\*



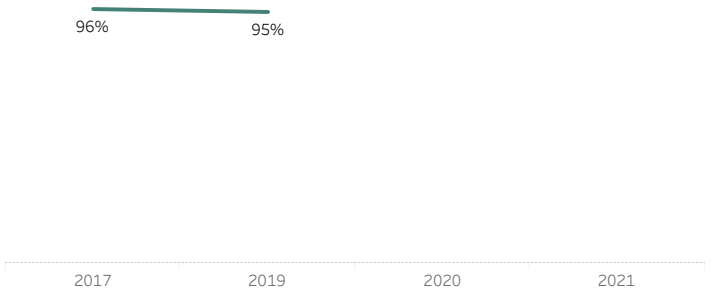
### % Attained the Living Wage\*



### % Job Closely Related to Field of Study\*



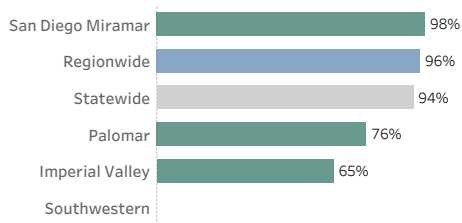
### % Job Closely Related to Field of Study\*



Note: Information as seen in the Chancellor's Office LaunchBoard. If there were fewer than 10 students, the data for the metric were suppressed. If year is missing, data were not available from the Chancellor's Office LaunchBoard.


### % Attained a Living Wage (2019-20)

Most recent data available are for PY 2019-20.



### % Job Closely Related to Field of Study (2019-20)

Most recent data available are for PY 2018-19.



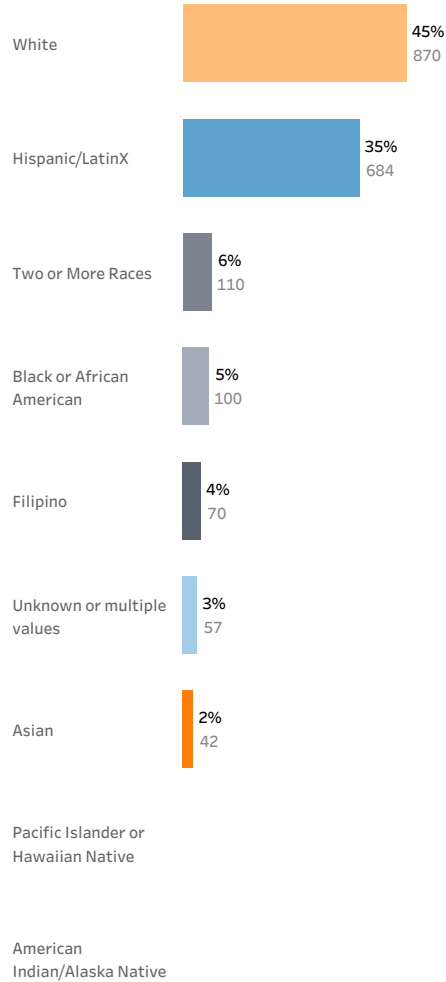
Note: Information as seen in the Chancellor's Office LaunchBoard. If there were fewer than 10 students, the data for the metric were suppressed. If year is missing, data were not available from the Chancellor's Office LaunchBoard.

## Program Fact Sheets

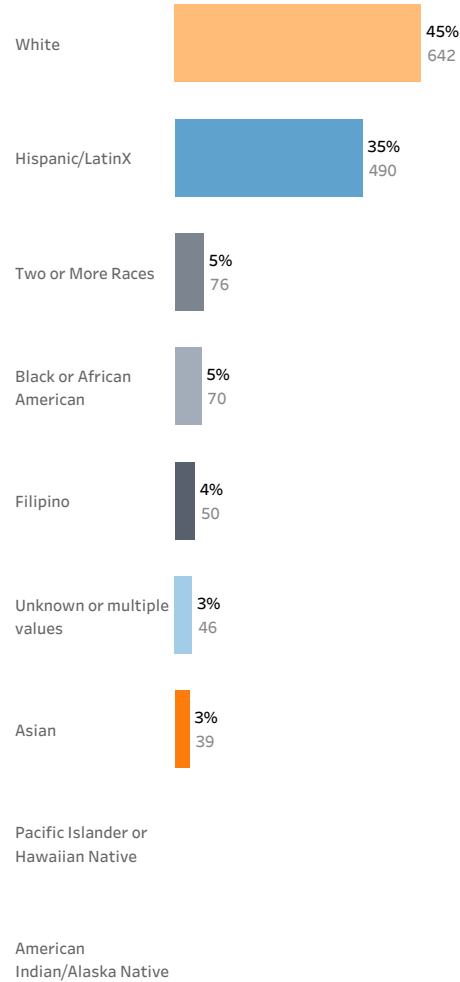
VII. Program Demographics  
2020 - 2021

TOP6 Program Title: **210550 Police Academy**  
College: **San Diego Miramar**

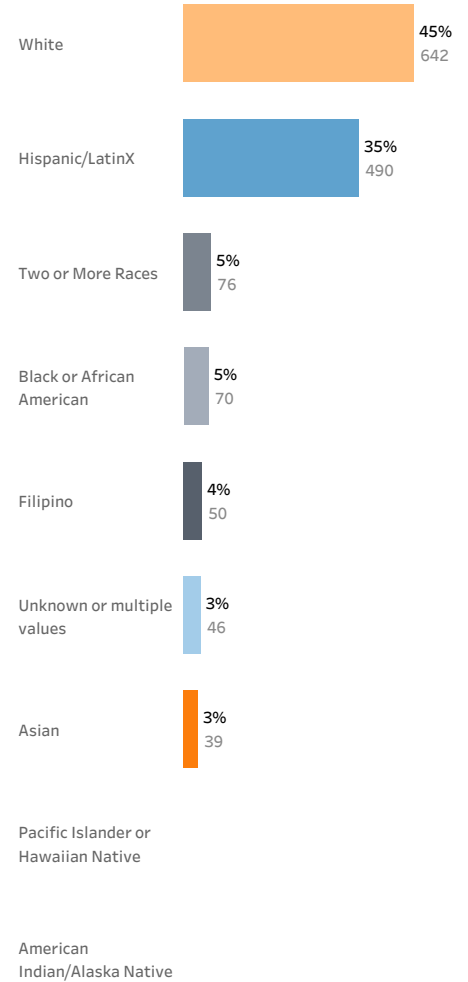
### Enrollments



### Course Retention Rate



### Course Success Rate



Note: Above, masked values (when data are insufficient) are reported as "Unknown or multiple values".  
Multiple values = Student reported to more than one program.

## Program Fact Sheets

### VII. Program Demographics Various Years

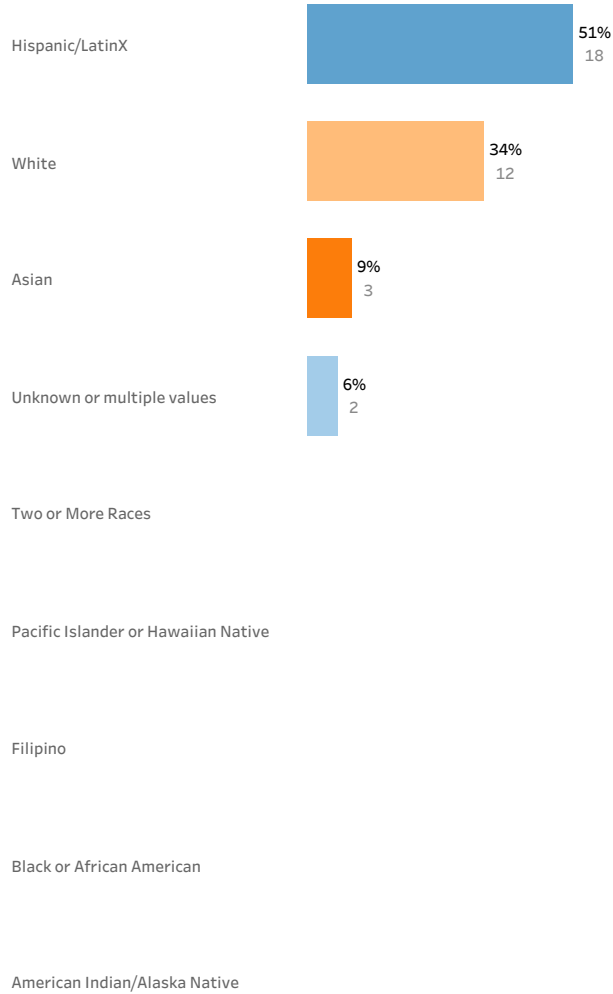
TOP6 Program Title: **210550 Police Academy**

College: **San Diego Miramar**



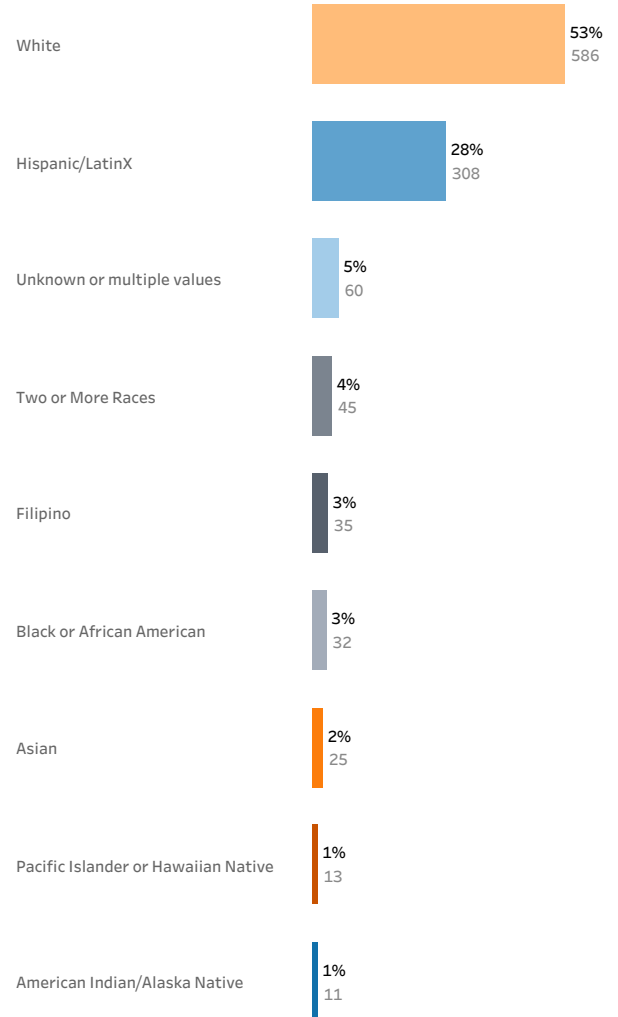
#### Job Closely Related to Field of Study

(Program Year 2018-19)



#### Attained the Living Wage

(Program Year 2019-20)



Note: Above, masked values (when data are insufficient) are reported as "Unknown or multiple values".  
Multiple values = Student reported to more than one program.



### Metric Definitions

**Attained the Living Wage\*** Among CCP students who exited college and did not transfer to any postsecondary institution, the proportion who attained the district county living wage for a single adult measured immediately following academic year of exit

Among students who exited college and did not transfer to any postsecondary institution, the proportion who attained the district county living wage for a single adult measured immediately following academic year of exit

**Course Retention Rate** Among all credit enrollments, percentage of enrollments where students did not withdraw and received a valid grade in the selected year

**Course Success Rate\*** Among all credit enrollments, the percentage of enrollments where students successfully completed the course

**Enrollments** The number of enrollments in courses assigned to the TOP code in the selected year

**Job Closely Related to Field of Study\*** Among CTE students who responded to this CTE Outcomes Survey question(s) and did not transfer to any postsecondary institution, the proportion who reported that they are working in a job very closely or closely related to their field of study

Among students who responded to the CTE Outcomes Survey and did not transfer to any postsecondary institution, the proportion who reported that they are working in a job very closely or closely related to their field of study

**Sections Offered** The number of sections offered in the TOP code in the selected year

Program Fact Sheets

I. Overview

Filters			
County	Institution	TOP6 Title	Catalog Name
San Diego	San Diego Miramar	Preschool Age Children	All

Disclaimer: This report should be used to guide program discussions. This cannot be used for the Regional Program Recommendation Process.

TOP6	TOP6 Title	Institution
130540	Preschool Age Children	San Diego Miramar



San Diego Miramar Crosswalk Occupations for TOP6: 130540

SOC   Occupation	Job Description	Typical Entry-Level Education
39-9011 Childcare Workers	Attend to children at schools, businesses, private households, and childcare institutions. Perform a variety of tasks, such as dressing, feeding, bathing, and overseeing play. Excludes "Preschool Teachers, Except Special Education" (25-2011) and "Teaching Assistants, Preschool, Elementary, Middle, and Secondary School, Except Special Education" (25-9042).	High school diploma or equivalent



# Program Fact Sheets

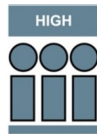
## I. Summary

<b>TOP6</b>	<b>TOP6 Title</b>	<b>Institution</b>
130540	Preschool Age Children	San Diego Miramar



<b>Total Demand</b>	<b>Selected/Linked SOC   Occupation (s)</b>	<b>Total TOP Code Supply</b>	<b>Total CIP Code Supply</b>
2,706	39-9011 Childcare Workers	664	1,786

How many annual openings do these occupations have?



How many institutions provide training for these occupations?

1 - 3 Low  
4 - 7 Medium  
8+ High

Number of TOP related institutions - 9

Number of CIP related institutions - 7

On average, do these occupations pay above the living wage of \$18.43?



What is the highest expected education level for these occupations?

- ☐ Doctorate Degree
- ☐ Master's Degree
- ☐ Bachelor's Degree
- ☐ Associate Degree
- ☐ Some College or Certificate
- ☒ HS Diploma or Equivalent
- ☐ Less Than a HS Diploma
- ☐ Apprenticeship

## Program Fact Sheets

### I. Catalog

TOP6	TOP6 Title	Institution
130540	Preschool Age Children	San Diego Miramar



### What other programs are coded under this TOP code?\*

Control Number	Catalog Name	Goal	Award
5087	Child Development	CTE (Limited to programs in CTE TOP codes other than ADTs)	A.S. Degree
12103	Child Development Associate Teacher	CTE (Limited to programs in CTE TOP codes other than ADTs)	Certificate of Achievement: 18 or greater semester(or 27 or greater quarter) units
12104	Child Development Teacher	CTE (Limited to programs in CTE TOP codes other than ADTs)	Certificate of Achievement: 18 or greater semester(or 27 or greater quarter) units
12105	Child Development Master Teacher	CTE (Limited to programs in CTE TOP codes other than ADTs)	Certificate of Achievement requiring 30 to less than 60 semester units or 45 to less than 90 quarter units
33898	Child Development Assistant Teacher	CTE (Limited to programs in CTE TOP codes other than ADTs)	Certificate of Achievement requiring 8 to less than 16 semester units or 12 to less than 24 quarter units

\*Note: Information as seen in the Chancellor's Office Curriculum Inventory.

ADT = Associate Degree for Transfer

CSU GE = California State University General Education

CTE = Career Technical Education

IGETC = Intersegmental General Education Transfer..

Total Demand Sselected/linked occupation(s)	Total TOP Code Supply	Total CIP Code Supply
2,706	664	1,786

Annual Job Openings (2022-2027)

SOC   Occupation	
39-9011 Childcare Workers	2,706
Grand Total	2,706

Total TOP Code Supply\*

Includes all related TOP Codes

\* Note: If number is below Selected TOP Code Supply then there is code misalignment.

TOP6 Code	TOP6 Title	
130500	Child Development/Early Care and Education	408
130540	Preschool Age Children	214
130550	The School Age Child	7
130590	Infants and Toddlers	35
Grand Total		664

Total CIP Code Supply

Includes all related CIP Codes

CIP Code	CIP Title	
13.121	Early Childhood Education and Teaching	1,592
19.0706	Child Development	194
Grand Total		1,786

Selected TOP6 Code Supply

Preschool Age Children (Only)

1,806



Annual Program Awards - Three-Year Average

TOP6 130540

CC Awards (PY19-20 to PY21-22)

Non-CC Awards (PY19-20 to PY20-21)

Community College Non-Community College Total

Refer to Award Type Breakout sheet for a detailed award breakdown.

Institution Name	Awards
Cuyamaca	63
Palomar	2
San Diego City	38
San Diego Continuing Education	33
San Diego Mesa	26
San Diego Miramar	52
Ashford University	1,098
California State University-San Marcos	103
National University	186
San Diego State University	204
United States University	1
Grand Total	1,806

Note: Community College awards as seen in the Chancellor's Office Management Information Systems Data Mart. Non-Community College awards as seen in the integrated Postsecondary Education Data System.

Average Entry-Level Wage for Occupation(s) > Living Wage (\$18.43): False



Education, Training, and Wages

SOC   Occupation	Typical Entry-Level Education	Typical On-the-Job Training (OJT)	Entry-Level Wage (25th Percentile)	Median Wage
39-9011 Childcare Workers	High school diploma or equivalent	Short-term OJT	\$14.00	\$14.54

Demographics broken down by San Diego population and occupations within San Diego.

### Guiding Questions:

- \* Do enrollment trends differ from the demographics of the occupations? Why do you think these trends exist?
- \* Are there any ethnic/racial groups at your institution that are underrepresented when compared to the County?

### Age

County	19-21	22-24	25-34	35-44	45-54	55-64	65+
San Diego	5%	6%	24%	22%	20%	16%	7%

SOC   Occupation								
39-9011	Childcare Workers	8%	8%	17%	18%	22%	19%	7%

### Gender

County	Female	Male
San Diego	47%	53%

SOC   Occupation		
39-9011	Childcare Workers	93%
		7%

### Race or Ethnicity

County	Asian	Black or African American	Hispanic or Latinx	Native American or Alaska Native	Native Hawaiian or Other Pacific	Two or More Races	White
San Diego	13%	6%	34%	0%	0%	3%	43%

SOC   Occupation								
39-9011	Childcare Workers	9%	5%	50%	0%	0%	4%	32%

### National Educational Attainment

County	< HS	HS	Some College	Associate	Bachelor's	Master's	PhD or Professional
San Diego	14%	19%	22%	9%	23%	9%	5%

SOC   Occupation								
39-9011	Childcare Workers	1%	17%	22%	10%	36%	11%	3%



## Program Fact Sheets

## II. Labor Market Information, Program Supply

### Selected TOP6: Preschool Age Children

Total Supply: **1,806**

#### Annual Program Awards - Three-Year Average (Supply)

■ Community College ■ Non-Community College ■ Total

Institution Name	Cert 16-30	Cert 30-60	AA/AS	Cert 8-16	Noncredit award	Grand Total
Cuyamaca		26	37			63
Palomar		1	1			2
San Diego City	15	2	21			38
San Diego Continuing Education					33	33
San Diego Mesa	9		17			26
San Diego Miramar	13	2	17	20		52
<b>Total</b>	<b>37</b>	<b>31</b>	<b>93</b>	<b>20</b>	<b>33</b>	<b>214</b>

Award Level	Abbreviation	Award Level	Abbreviation
Noncredit award < 48 hours	NC < 48 hrs	Certificate 18 < 30 semester units	Cert 18-30
Noncredit award 48 < 96 hours	NC 48 < 96 hrs	Certificate 30 < 60 semester units	Cert 30-60
Noncredit award 96 < 144 hours	NC 96 < 144 hrs	Certificate 6 < 18 semester units	Cert 6-18
Noncredit award 144 < 192 hours	NC 144 < 192 hrs	Certificate 60+ semester units	Cert 60+
Noncredit award 192 < 288 hours	NC 192 < 288 hrs	Certificates of Less than 1 yr	Cert 1 <
Noncredit award 288 < 480 hours	NC 288 < 480 hrs	Certificates of at least 1 but less than 2 years	Cert 1 < 2 yrs
Noncredit award 480 < 960 hours	NC 480 < 960 hrs	Certificates of at least 2 but less than 4 years	Cert 2 < 4 yrs
Noncredit award 960+ hours	NC 960+ hrs	Associate Degree	AA/AS
Noncredit award	NC	Associate for Transfer Degree	ADT
Award < 1 academic yr	Award < 1 yr	Postsecondary awards	Postsecondary
Award 1 < 2 academic yrs	Award 1 < 2 yrs	Bachelor's Degree	BA/BS
Award 2 < 4 academic yrs	Award 2 < 4 yrs	Postbaccalaureate certificate	Post BA/BS
Credit Award, < 6 semester units	Credit < 6	Master's degree	MA/MS
Certificate 8 < 16 semester units	Cert 8-16	Post-master's certificate	Post MA/MS
Certificate 12 < 18 semester units	Cert 12-18	Doctor's degree	Doct
Certificate 16 < 30 semester units	Cert 16-30		

Note: Community College awards as seen in the Chancellor's Office Management Information Systems Data Mart. Non-Community College awards as seen in the integrated Postsecondary Education Data System.

Total Supply: **1,806**

Community.. ■ Community Coll.. ■ Total

TOP6 Program Title: 130540 Preschool Age Children  
College: San Diego Miramar

## Program Fact Sheets

### III. Enrollment

TOP6 Program Title: **130540 Preschool Age Children**  
College: **San Diego Miramar**

Program Year  
2020-21

#### Enrollment Trends

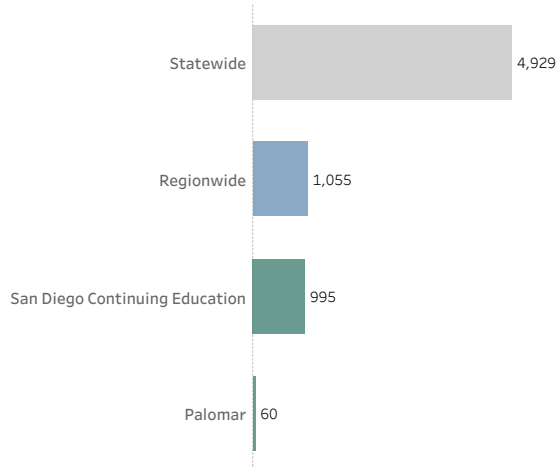
	Enrollments	Sections Offered
2011-12		
2012-13		
2013-14		
2014-15		
2015-16		
2016-17		
2017-18		

#### Enrollment Trends

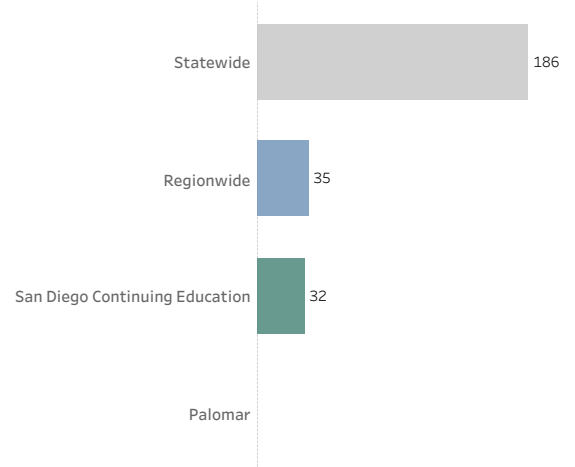


Note: Information as seen in the Chancellor's Office LaunchBoard. If there were fewer than 10 students, the data for the metric were suppressed.

#### # Course Enrollments (2020-21)



#### # Course Sections (2020-21)

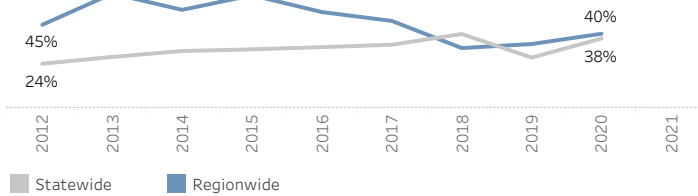


Note: Information as seen in the Chancellor's Office LaunchBoard. If there were fewer than 10 students, the data for the metric were suppressed.


TOP6 Program Title: 130540 Preschool Age Children  
College: San Diego Miramar

Program Year  
2019-20

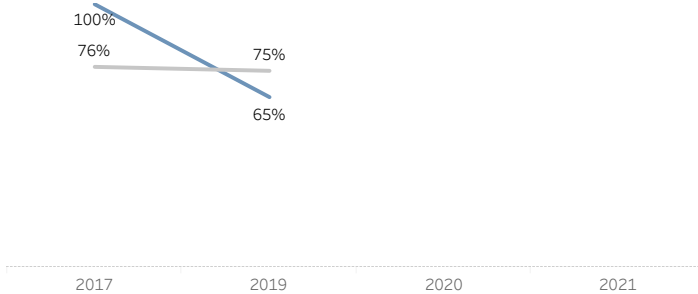
% Attained the Living Wage\*



% Attained the Living Wage\*



% Job Closely Related to Field of Study\*

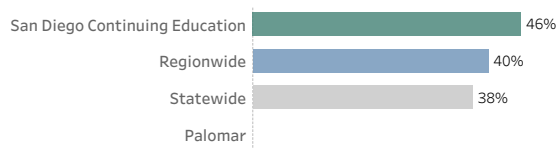


% None

Note: Information as seen in the Chancellor's Office LaunchBoard. If there were fewer than 10 students, the data for the metric were suppressed. If year is missing, data were not available from the Chancellor's Office LaunchBoard.


% Attained a Living Wage (2019-20)

Most recent data available are for PY 2019-20.



% Job Closely Related to Field of Study (2019-20)

Most recent data available are for PY 2018-19.



Note: Information as seen in the Chancellor's Office LaunchBoard. If there were fewer than 10 students, the data for the metric were suppressed. If year is missing, data were not available from the Chancellor's Office LaunchBoard.

TOP6 Program Title: 130540 Preschool Age Children  
College: San Diego Miramar

None

None

None

Note: Above, masked values (when data are insufficient) are reported as "Unknown or multiple values".  
Multiple values = Student reported to more than one program.



TOP6 Program Title: 130540 Preschool Age Children  
College: San Diego Miramar



None  
(Program Year 2018-19)

None  
(Program Year 2019-20)

Note: Above, masked values (when data are insufficient) are reported as "Unknown or multiple values".  
Multiple values = Student reported to more than one program.



### Metric Definitions

**Attained the Living Wage\*** Among CCP students who exited college and did not transfer to any postsecondary institution, the proportion who attained the district county living wage for a single adult measured immediately following academic year of exit

Among students who exited college and did not transfer to any postsecondary institution, the proportion who attained the district county living wage for a single adult measured immediately following academic year of exit

**Course Retention Rate** Among all credit enrollments, percentage of enrollments where students did not withdraw and received a valid grade in the selected year

**Course Success Rate\*** Among all credit enrollments, the percentage of enrollments where students successfully completed the course

**Enrollments** The number of enrollments in courses assigned to the TOP code in the selected year

**Job Closely Related to Field of Study\*** Among CTE students who responded to this CTE Outcomes Survey question(s) and did not transfer to any postsecondary institution, the proportion who reported that they are working in a job very closely or closely related to their field of study

Among students who responded to the CTE Outcomes Survey and did not transfer to any postsecondary institution, the proportion who reported that they are working in a job very closely or closely related to their field of study

**Sections Offered** The number of sections offered in the TOP code in the selected year

Filters			
County	Institution	TOP6 Title	Catalog Name
San Diego	San Diego Miramar	Public Administration	All

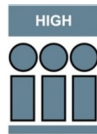
Disclaimer: This report should be used to guide program discussions. This cannot be used for the Regional Program Recommendation Process.

San Diego Miramar Crosswalk Occupations for TOP6: 210200

SOC   Occupation	Job Description	Typical Entry-Level Education
43-1011 First-Line Supervisors of Office and Administrative Support Workers	Directly supervise and coordinate the activities of clerical and administrative support workers.	High school diploma or equivalent

Total Demand	Selected/Linked SOC   Occupation (s)	Total TOP Code Supply	Total CIP Code Supply
1,699	43-1011 First-Line Supervisors of Office and Administrative Support Workers	75	157

How many annual openings do these occupations have?



How many institutions provide training for these occupations?

1 - 3 Low  
4 - 7 Medium  
8+ High

Number of TOP related institutions - 6

Number of CIP related institutions - 9

On average, do these occupations pay above the living wage of \$18.43?



What is the highest expected education level for these occupations?

- ☐ Doctorate Degree
- ☐ Master's Degree
- ☐ Bachelor's Degree
- ☐ Associate Degree
- ☐ Some College or Certificate
- ☒ HS Diploma or Equivalent
- ☐ Less Than a HS Diploma
- ☐ Apprenticeship

What other programs are coded under this TOP code?\*

\*Note: Information as seen in the Chancellor's Office Curriculum Inventory.

ADT = Associate Degree for Transfer

CSU GE = California State University General Education

CTE = Career Technical Education

IGETC = Intersegmental General Education Transfer..

Total Demand Sselected/linked occupation(s)	Total TOP Code Supply	Total CIP Code Supply
1,699	75	157

Annual Job Openings (2022-2027)

SOC   Occupation	
43-1011 First-Line Supervisors of Office and Administrative Support Workers	1,699
Grand Total	1,699

Total TOP Code Supply\*

Includes all related TOP Codes

\* Note: If number is below Selected TOP Code Supply then there is code misalignment.

TOP6 Code	TOP6 Title	
050630	Management Development and Supervision	10
050970	E-Commerce (business emphasis)	2
051440	Office Management	7
070210	Software Applications	56
Grand Total		75

Total CIP Code Supply

Includes all related CIP Codes

CIP Code	CIP Title	
11.0301	Data Processing and Data Processing Technology/Technici..	8
11.0801	Web Page, Digital/Multimedia and Information Resources ..	48
11.0899	Computer Software and Media Applications, Other	8
52.0205	Operations Management and Supervision	61
52.0208	E-Commerce/Electronic Commerce	32
Grand Total		157

Selected TOP6 Code Supply

Public Administration (Only)

352



Annual Program Awards - Three-Year Average

TOP6 210200

CC Awards (PY19-20 to PY21-22)

Non-CC Awards (PY19-20 to PY20-21)

Community College Non-Community College Total

Refer to Award Type Breakout sheet for a detailed award breakdown.

Institution Name	Awards
Southwestern	16
Ashford University	62
National University	110
Northcentral University	6
San Diego State University	158
Grand Total	352

Note: Community College awards as seen in the Chancellor's Office Management Information Systems Data Mart. Non-Community College awards as seen in the integrated Postsecondary Education Data System.

Average Entry-Level Wage for Occupation(s) > Living Wage (\$18.43): True



Education, Training, and Wages

SOC   Occupation	Typical Entry-Level Education	Typical On-the-Job Training (OJT)	Entry-Level Wage (25th Percentile)	Median Wage
43-1011 First-Line Supervisors of Office and Administrative Support Workers	High school diploma or equivalent	None	\$23.44	\$29.75

Demographics broken down by San Diego population and occupations within San Diego.

### Guiding Questions:

- \* Do enrollment trends differ from the demographics of the occupations? Why do you think these trends exist?
- \* Are there any ethnic/racial groups at your institution that are underrepresented when compared to the County?

### Age

County	19-21	22-24	25-34	35-44	45-54	55-64	65+
San Diego	5%	6%	24%	22%	20%	16%	7%

#### SOC | Occupation

43-1011 First-Line Supervisors of Office and Administrat..	1%	2%	20%	26%	25%	20%	6%
--	----	----	-----	-----	-----	-----	----

### Gender

County	Female	Male
San Diego	47%	53%

#### SOC | Occupation

43-1011 First-Line Supervisors of Office and Administrative Support Work..	66%	34%
--	-----	-----

### Race or Ethnicity

County	Asian	Black or African American	Hispanic or Latinx	Native American or Alaska Native	Native Hawaiian or Other Pacific	Two or More Races	White
San Diego	13%	6%	34%	0%	0%	3%	43%

#### SOC | Occupation

43-1011 First-Line Supervisors of Office and Administrat..	10%	6%	33%	0%	0%	3%	49%
--	-----	----	-----	----	----	----	-----

### National Educational Attainment

County	< HS	HS	Some College	Associate	Bachelor's	Master's	PhD or Professional
San Diego	14%	19%	22%	9%	23%	9%	5%

#### SOC | Occupation

43-1011 First-Line Supervisors of Office and Administra..	4%	24%	31%	20%	17%	3%	1%
---	----	-----	-----	-----	-----	----	----



## Program Fact Sheets

## II. Labor Market Information, Program Supply

Selected TOP6: **Public Administration**

Total Supply: **352**

Annual Program Awards - Three-Year Average (Supply)

■ Community College ■ Non-Community College ■ Total

Institution Name	AA/AS	BA/BS	MA/MS	Doctor's degree - research/scholarship	Grand Total
Southwestern	16				16
Ashford University		13	49		62
National University		15	95		110
Northcentral University			5	1	6
San Diego State University		102	56		158
<b>Total</b>	<b>16</b>	<b>130</b>	<b>205</b>	<b>1</b>	<b>352</b>

Award Level	Abbreviation	Award Level	Abbreviation
Noncredit award < 48 hours	NC < 48 hrs	Certificate 18 < 30 semester units	Cert 18-30
Noncredit award 48 < 96 hours	NC 48 < 96 hrs	Certificate 30 < 60 semester units	Cert 30-60
Noncredit award 96 < 144 hours	NC 96 < 144 hrs	Certificate 6 < 18 semester units	Cert 6-18
Noncredit award 144 < 192 hours	NC 144 < 192 hrs	Certificate 60+ semester units	Cert 60+
Noncredit award 192 < 288 hours	NC 192 < 288 hrs	Certificates of Less than 1 yr	Cert 1 <
Noncredit award 288 < 480 hours	NC 288 < 480 hrs	Certificates of at least 1 but less than 2 years	Cert 1 < 2 yrs
Noncredit award 480 < 960 hours	NC 480 < 960 hrs	Certificates of at least 2 but less than 4 years	Cert 2 < 4 yrs
Noncredit award 960+ hours	NC 960+ hrs	Associate Degree	AA/AS
Noncredit award	NC	Associate for Transfer Degree	ADT
Award < 1 academic yr	Award < 1 yr	Postsecondary awards	Postsecondary
Award 1 < 2 academic yrs	Award 1 < 2 yrs	Bachelor's Degree	BA/BS
Award 2 < 4 academic yrs	Award 2 < 4 yrs	Postbaccalaureate certificate	Post BA/BS
Credit Award, < 6 semester units	Credit < 6	Master's degree	MA/MS
Certificate 8 < 16 semester units	Cert 8-16	Post-master's certificate	Post MA/MS
Certificate 12 < 18 semester units	Cert 12-18	Doctor's degree	Doct
Certificate 16 < 30 semester units	Cert 16-30		

Note: Community College awards as seen in the Chancellor's Office Management Information Systems Data Mart. Non-Community College awards as seen in the integrated Postsecondary Education Data System.

Total Supply: **352**

Community.. ■ Community Coll.. ■ Other ■ Total

TOP6 Program Title: **210200 Public Administration**  
College: **San Diego Miramar**



## Program Fact Sheets

### III. Enrollment

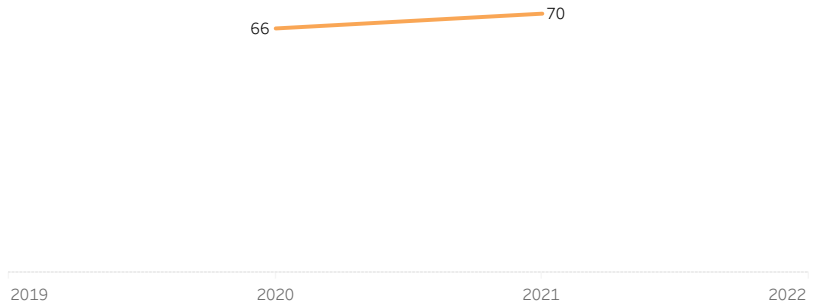
TOP6 Program Title: **210200 Public Administration**  
College: **San Diego Miramar**

Program Year  
2020-21

#### Enrollment Trends

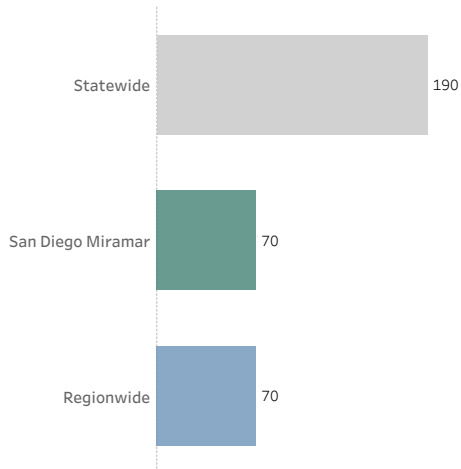
	Enrollments	Sections Offered
2011-12		
2012-13		
2013-14		
2014-15		
2015-16		
2016-17		
2017-18		
2019-20	66	
2020-21	70	

#### Enrollment Trends

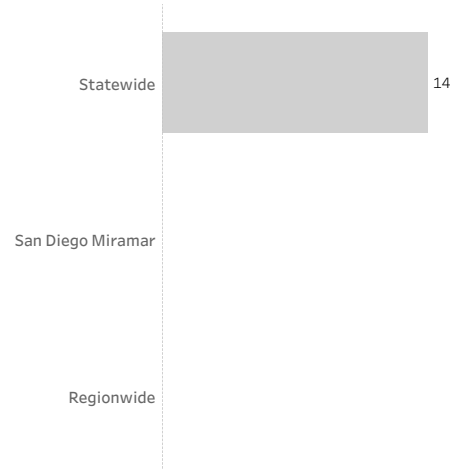


Note: Information as seen in the Chancellor's Office LaunchBoard. If there were fewer than 10 students, the data for the metric were suppressed.

#### # Course Enrollments (2020-21)



#### # Course Sections (2020-21)



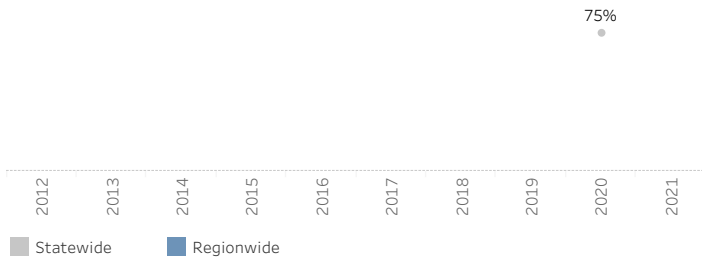
Note: Information as seen in the Chancellor's Office LaunchBoard. If there were fewer than 10 students, the data for the metric were suppressed.

TOP6 Program Title: **210200 Public Administration**  
 College: **San Diego Miramar**

Program Year  
 2019-20



% Attained the Living Wage\*

% Attained the Living Wage\*



% Job Closely Related to Field of Study\*

% Job Closely Related to Field of Study\*



Note: Information as seen in the Chancellor's Office LaunchBoard. If there were fewer than 10 students, the data for the metric were suppressed. If year is missing, data were not available from the Chancellor's Office LaunchBoard.

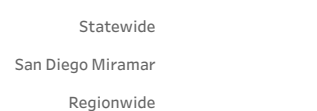
% Attained a Living Wage (2019-20)

Most recent data available are for PY 2019-20.



% Job Closely Related to Field of Study (2019-20)

Most recent data available are for PY 2018-19.



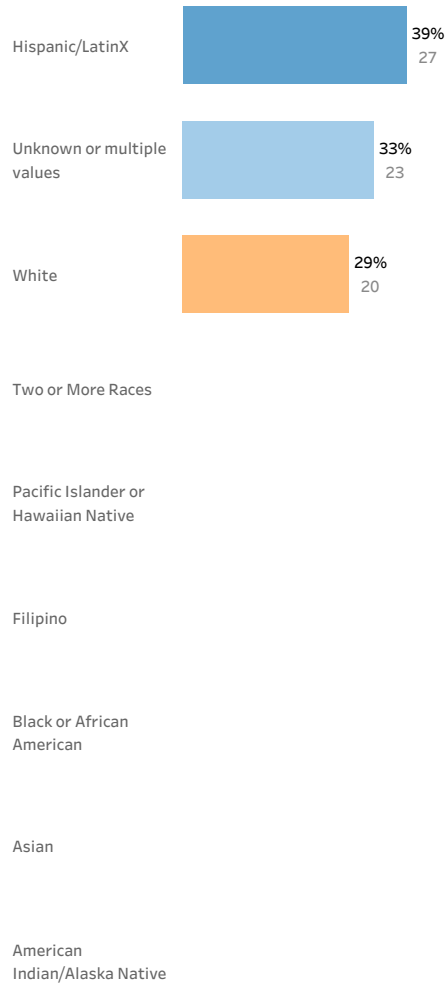
Note: Information as seen in the Chancellor's Office LaunchBoard. If there were fewer than 10 students, the data for the metric were suppressed. If year is missing, data were not available from the Chancellor's Office LaunchBoard.

## Program Fact Sheets

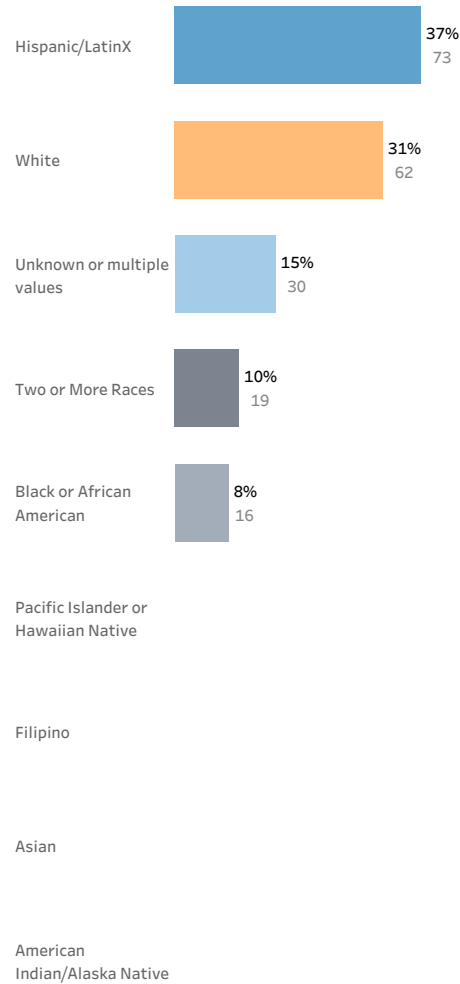
VII. Program Demographics  
2020 - 2021

TOP6 Program Title: **210200 Public Administration**  
College: **San Diego Miramar**

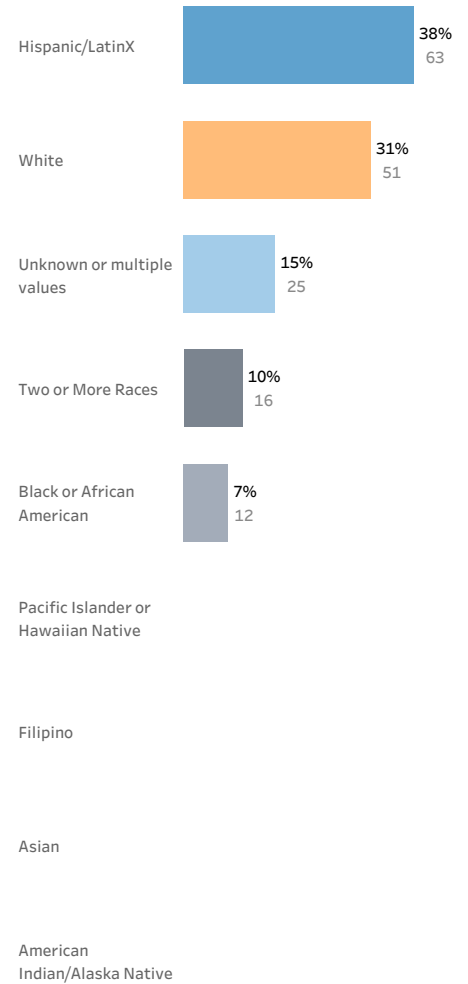
### Enrollments



### Course Retention Rate



### Course Success Rate



Note: Above, masked values (when data are insufficient) are reported as "Unknown or multiple values".  
Multiple values = Student reported to more than one program.

TOP6 Program Title: 210200 Public Administration  
College: San Diego Miramar



None  
(Program Year 2018-19)

Attained the Living Wage  
(Program Year 2019-20)

White

Two or More Races

Pacific Islander or Hawaiian Native

Hispanic/LatinX

Filipino

Black or African American

Asian

American Indian/Alaska Native

Note: Above, masked values (when data are insufficient) are reported as "Unknown or multiple values".  
Multiple values = Student reported to more than one program.



### Metric Definitions

**Attained the Living Wage\*** Among CCP students who exited college and did not transfer to any postsecondary institution, the proportion who attained the district county living wage for a single adult measured immediately following academic year of exit

Among students who exited college and did not transfer to any postsecondary institution, the proportion who attained the district county living wage for a single adult measured immediately following academic year of exit

**Course Retention Rate** Among all credit enrollments, percentage of enrollments where students did not withdraw and received a valid grade in the selected year

**Course Success Rate\*** Among all credit enrollments, the percentage of enrollments where students successfully completed the course

**Enrollments** The number of enrollments in courses assigned to the TOP code in the selected year

**Job Closely Related to Field of Study\*** Among CTE students who responded to this CTE Outcomes Survey question(s) and did not transfer to any postsecondary institution, the proportion who reported that they are working in a job very closely or closely related to their field of study

Among students who responded to the CTE Outcomes Survey and did not transfer to any postsecondary institution, the proportion who reported that they are working in a job very closely or closely related to their field of study

**Sections Offered** The number of sections offered in the TOP code in the selected year

# Program Fact Sheets

## I. Overview

### Filters

County	Institution	TOP6 Title	Catalog Name
San Diego	San Diego Miramar	Small Business and Entrep..	All

Disclaimer: This report should be used to guide program discussions. This cannot be used for the Regional Program Recommendation Process.

TOP6	TOP6 Title	Institution
050640	Small Business and Entrepreneurship	San Diego Miramar



### San Diego Miramar Crosswalk Occupations for TOP6: 050640

SOC   Occupation	Job Description	Typical Entry-Level Education
11-1011 Chief Executives	Determine and formulate policies and provide overall direction of companies or private and public sector organizations within guidelines set up by a board of directors or similar governing body. Plan, direct, or coordinate operational activities at the highest level of management with the help of subordinate executives and staff managers.	Bachelor's degree
11-1021 General and Operations Managers	Plan, direct, or coordinate the operations of public or private sector organizations, overseeing multiple departments or locations. Duties and responsibilities include formulating policies, managing daily operations, and planning the use of materials and human resources, but are too diverse and general in nature to be classified in any one functional area of management or administration, such as personnel, purchasing, or administrative services. Usually manage through subordinate supervisors. Excludes F..	Bachelor's degree
11-2011 Advertising and Promotions Managers	Plan, direct, or coordinate advertising policies and programs or produce collateral materials, such as posters, contests, coupons, or giveaways, to create extra interest in the purchase of a product or service for a department, an entire organization, or on an account basis.	Bachelor's degree
11-2021 Marketing Managers	Plan, direct, or coordinate marketing policies and programs, such as determining the demand for products and services offered by a firm and its competitors, and identify potential customers. Develop pricing strategies with the goal of maximizing the firm's profits or share of the market while ensuring the firm's customers are satisfied. Oversee product development or monitor trends that indicate the need for new products and services.	Bachelor's degree
11-3012 Administrative Services Managers	Plan, direct, or coordinate one or more administrative services of an organization, such as records and information management, mail distribution, and other office support services. Medical records administrators are included in "Medical and Health Services Managers" (11-9111). Excludes "Facilities Managers" (11-3013) and "Purchasing Managers" (11-3061).	Bachelor's degree

# Program Fact Sheets

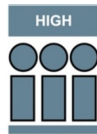
## I. Summary

**TOP6** **TOP6 Title** **Institution**  
 050640 Small Business and Entrepreneurship San Diego Miramar



Total Demand	Selected/Linked SOC   Occupation (s)	Total TOP Code Supply	Total CIP Code Supply
4,152	11-1011 Chief Executives		
	11-1021 General and Operations Managers		
	11-2011 Advertising and Promotions Managers		
	11-2021 Marketing Managers	2,466	6,394
	11-3012 Administrative Services Managers		

How many annual openings do these occupations have?



How many institutions provide training for these occupations?

1 - 3 Low  
 4 - 7 Medium  
 8+ High

Number of TOP related institutions - 9

Number of CIP related institutions - 22

On average, do these occupations pay above the living wage of \$18.43?



What is the highest expected education level for these occupations?

- ☐ Doctorate Degree
- ☐ Master's Degree
- ☒ Bachelor's Degree
- ☐ Associate Degree
- ☐ Some College or Certificate
- ☐ HS Diploma or Equivalent
- ☐ Less Than a HS Diploma
- ☐ Apprenticeship

## Program Fact Sheets

### I. Catalog

TOP6	TOP6 Title	Institution
050640	Small Business and Entrepreneurship	San Diego Miramar



### What other programs are coded under this TOP code?\*

Control Number	Catalog Name	Goal	Award
35017	Entrepreneurship	CTE (Limited to programs in CTE TOP codes other than ADTs)	Certificate of Achievement requiring 30 to less than 60 semester units or 45 to less than 90 quarter units
35030	Entrepreneurship	CTE (Limited to programs in CTE TOP codes other than ADTs)	A.S. Degree

\*Note: Information as seen in the Chancellor's Office Curriculum Inventory.

ADT = Associate Degree for Transfer

CSU GE = California State University General Education

CTE = Career Technical Education

IGETC = Intersegmental General Education Transfer..



Total Demand Sselected/linked occupation(s)	Total TOP Code Supply	Total CIP Code Supply
4,152	2,466	6,394

Annual Job Openings (2022-2027)

SOC   Occupation	
11-1011 Chief Executives	308
11-1021 General and Operations Managers	3,147
11-2011 Advertising and Promotions Managers	28
11-2021 Marketing Managers	373
11-3012 Administrative Services Managers	296
Grand Total	4,152

Total TOP Code Supply\*

Includes all related TOP Codes

\* Note: If number is below Selected TOP Code Supply then there is code misalignment.

TOP6 Code	TOP6 Title	
050650	Retail Store Operations and Management	8
050800	International Business and Trade	5
050900	Marketing and Distribution	35
050910	Advertising	16
050100	Business and Commerce, General	103
050500	Business Administration	1,634
050600	Business Management	402
050630	Management Development and Supervision	10
050640	Small Business and Entrepreneurship	190

Total CIP Code Supply

Includes all related CIP Codes

CIP Code	CIP Title	
52.1101	International Business/Trade/Commerce	238
52.1401	Marketing/Marketing Management, General	176
11.0301	Data Processing and Data Processing Technology/Technici..	8
11.0801	Web Page, Digital/Multimedia and Information Resources ..	48
11.0899	Computer Software and Media Applications, Other	8
30.7102	Business Analytics	21
52.0201	Business Administration and Management, General	5,768
52.0205	Operations Management and Supervision	61
52.0701	Entrepreneurship/Entrepreneurial Studies	66

Selected TOP6 Code Supply

Small Business and Entrepreneurship (Only)

256

Annual Program Awards - Three-Year Average

TOP6 50640

CC Awards (PY19-20 to PY21-22)

Non-CC Awards (PY19-20 to PY20-21)

Community College Non-Community College Total

Refer to Award Type Breakout sheet for a detailed award breakdown.

Institution Name	Awards
Cuyamaca	5
MiraCosta	25
San Diego City	5
San Diego Continuing Education	146
San Diego Mesa	2
San Diego Miramar	1
Southwestern	6
Ashford University	59
John Paul the Great Catholic University	7
Grand Total	256

Note: Community College awards as seen in the Chancellor's Office Management Information Systems Data Mart. Non-Community College awards as seen in the integrated Postsecondary Education Data System.

Average Entry-Level Wage for Occupation(s) > Living Wage (\$18.43): True

Education, Training, and Wages

SOC   Occupation	Typical Entry-Level Education	Typical On-the-Job Training (OJT)	Entry-Level Wage (25th Percentile)	Median Wage
11-1011 Chief Executives	Bachelor's degree	None	\$53.16	\$87.80
11-1021 General and Operations Managers	Bachelor's degree	None	\$34.69	\$48.84
11-2011 Advertising and Promotions Managers	Bachelor's degree	None	\$36.49	\$54.81
11-2021 Marketing Managers	Bachelor's degree	None	\$46.38	\$64.64
11-3012 Administrative Services Managers	Bachelor's degree	None	\$31.05	\$47.13

## Program Fact Sheets

## II. Labor Market Information, Occupation Demographics

Demographics broken down by San Diego population and occupations within San Diego.

### Guiding Questions:

\* Do enrollment trends differ from the demographics of the occupations? Why do you think these trends exist?

\* Are there any ethnic/racial groups at your institution that are underrepresented when compared to the County?

### Age

County	19-21	22-24	25-34	35-44	45-54	55-64	65+
San Diego	5%	6%	24%	22%	20%	16%	7%

#### SOC | Occupation

11-1011 Chief Executives	0%	1%	7%	22%	29%	27%	15%
11-1021 General and Operations Managers	0%	1%	19%	30%	26%	18%	5%
11-2011 Advertising and Promotions Managers	0%	5%	33%	25%	18%	12%	6%
11-2021 Marketing Managers	1%	3%	28%	30%	22%	13%	4%
11-3012 Administrative Services Managers	1%	1%	13%	23%	29%	25%	8%

### Gender

County	Female	Male
San Diego	47%	53%

#### SOC | Occupation

11-1011 Chief Executives	26%	74%
11-1021 General and Operations Managers	31%	69%
11-2011 Advertising and Promotions Managers	55%	45%
11-2021 Marketing Managers	52%	48%
11-3012 Administrative Services Managers	49%	51%

### Race or Ethnicity

County	Asian	Black or African American	Hispanic or Latinx	Native American or Alaska Native	Native Hawaiian or Other Pacific	Two or More Races	White
San Diego	13%	6%	34%	0%	0%	3%	43%

#### SOC | Occupation

11-1011 Chief Executives	13%	3%	15%	0%	0%	3%	66%
11-1021 General and Operations Managers	10%	3%	24%	0%	0%	3%	59%
11-2011 Advertising and Promotions Managers	11%	0%	15%	0%	0%	0%	67%
11-2021 Marketing Managers	14%	3%	20%	0%	0%	3%	60%
11-3012 Administrative Services Managers	9%	5%	27%	0%	1%	4%	54%

### National Educational Attainment

County	< HS	HS	Some College	Associate	Bachelor's	Master's	PhD or Professional
San Diego	14%	19%	22%	9%	23%	9%	5%

#### SOC | Occupation

11-1011 Chief Executives	2%	8%	14%	5%	41%	24%	7%
11-1021 General and Operations Managers	2%	8%	14%	5%	41%	24%	7%
11-2011 Advertising and Promotions Managers	0%	3%	5%	4%	55%	29%	4%
11-2021 Marketing Managers	2%	18%	24%	12%	32%	11%	2%
11-3012 Administrative Services Managers	2%	10%	16%	8%	41%	21%	3%

## Program Fact Sheets

## II. Labor Market Information, Program Supply

### Selected TOP6: Small Business and Entrepreneurship

Total Supply: **256**

#### Annual Program Awards - Three-Year Average (Supply)

■ Community College ■ Non-Community College ■ Total

Institution Name	Cert 16-30	AA/AS	Cert 6-18	Cert 8-16	Noncredit award	Grand Total
Cuyamaca	2	3				5
MiraCosta	12	11	2			25
San Diego City	2	3				5
San Diego Continuing Education					146	146
San Diego Mesa	1	1				2
San Diego Miramar		1				1
Southwestern	3		2	1		6
<b>Total</b>	<b>20</b>	<b>19</b>	<b>4</b>	<b>1</b>	<b>146</b>	<b>190</b>

Award Level	Abbreviation	Award Level	Abbreviation
Noncredit award < 48 hours	NC < 48 hrs	Certificate 18 < 30 semester units	Cert 18-30
Noncredit award 48 < 96 hours	NC 48 < 96 hrs	Certificate 30 < 60 semester units	Cert 30-60
Noncredit award 96 < 144 hours	NC 96 < 144 hrs	Certificate 6 < 18 semester units	Cert 6-18
Noncredit award 144 < 192 hours	NC 144 < 192 hrs	Certificate 60+ semester units	Cert 60+
Noncredit award 192 < 288 hours	NC 192 < 288 hrs	Certificates of Less than 1 yr	Cert 1 <
Noncredit award 288 < 480 hours	NC 288 < 480 hrs	Certificates of at least 1 but less than 2 years	Cert 1 < 2 yrs
Noncredit award 480 < 960 hours	NC 480 < 960 hrs	Certificates of at least 2 but less than 4 years	Cert 2 < 4 yrs
Noncredit award 960+ hours	NC 960+ hrs	Associate Degree	AA/AS
Noncredit award	NC	Associate for Transfer Degree	ADT
Award < 1 academic yr	Award < 1 yr	Postsecondary awards	Postsecondary
Award 1 < 2 academic yrs	Award 1 < 2 yrs	Bachelor's Degree	BA/BS
Award 2 < 4 academic yrs	Award 2 < 4 yrs	Postbaccalaureate certificate	Post BA/BS
Credit Award, < 6 semester units	Credit < 6	Master's degree	MA/MS
Certificate 8 < 16 semester units	Cert 8-16	Post-master's certificate	Post MA/MS
Certificate 12 < 18 semester units	Cert 12-18	Doctor's degree	Doct
Certificate 16 < 30 semester units	Cert 16-30		

Note: Community College awards as seen in the Chancellor's Office Management Information Systems Data Mart. Non-Community College awards as seen in the integrated Postsecondary Education Data System.

Total Supply: **256**

Community.. ■ Community Coll.. ■ Total

TOP6 Program Title: 050640 Small Business and Entrepreneurship  
College: San Diego Miramar

## Program Fact Sheets

### III. Enrollment

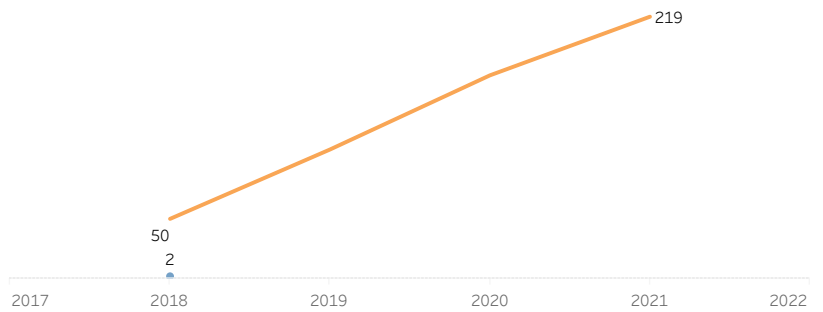
TOP6 Program Title: **050640 Small Business and Entrepreneurship**  
College: **San Diego Miramar**

Program Year  
2020-21

#### Enrollment Trends

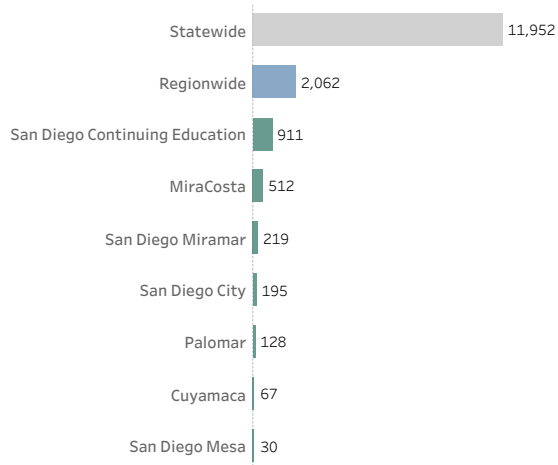
	Enrollments	Sections Offered
2011-12		
2012-13		
2013-14		
2014-15		
2015-16		
2016-17		
2017-18	50	2
2018-19	108	
2019-20	170	
2020-21	219	

#### Enrollment Trends

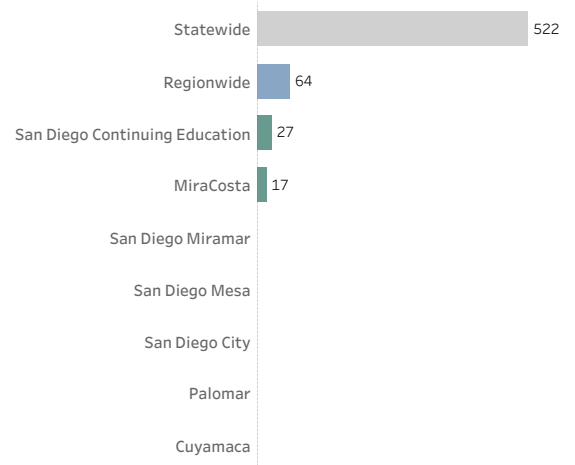


Note: Information as seen in the Chancellor's Office LaunchBoard. If there were fewer than 10 students, the data for the metric were suppressed.

#### # Course Enrollments (2020-21)



#### # Course Sections (2020-21)

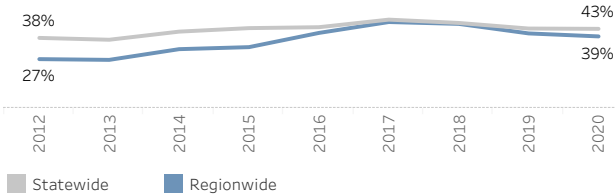


Note: Information as seen in the Chancellor's Office LaunchBoard. If there were fewer than 10 students, the data for the metric were suppressed.

TOP6 Program Title: 050640 Small Business and Entrepreneurship  
College: San Diego Miramar

Program Year  
2019-20

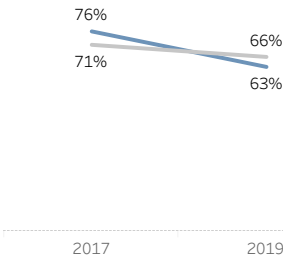
% Attained the Living Wage\*



% Attained the Living Wage\*



% Job Closely Related to Field of Study\*



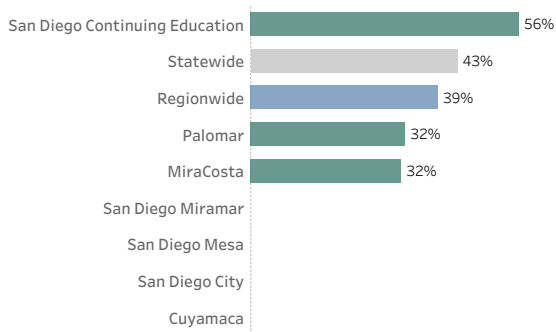
% Job Closely Related to Field of Study\*



Note: Information as seen in the Chancellor's Office LaunchBoard. If there were fewer than 10 students, the data for the metric were suppressed. If year is missing, data were not available from the Chancellor's Office LaunchBoard.

% Attained a Living Wage (2019-20)

Most recent data available are for PY 2019-20.



% Job Closely Related to Field of Study (2019-20)

Most recent data available are for PY 2018-19.



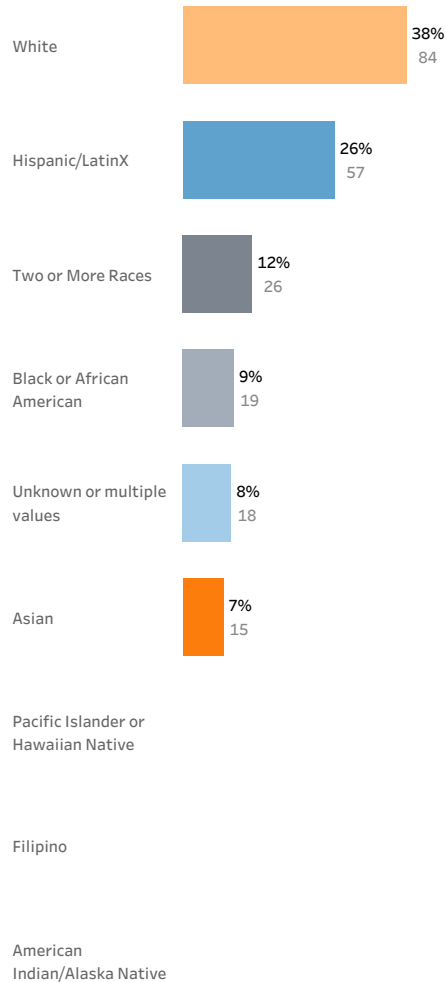
Note: Information as seen in the Chancellor's Office LaunchBoard. If there were fewer than 10 students, the data for the metric were suppressed. If year is missing, data were not available from the Chancellor's Office LaunchBoard.

## Program Fact Sheets

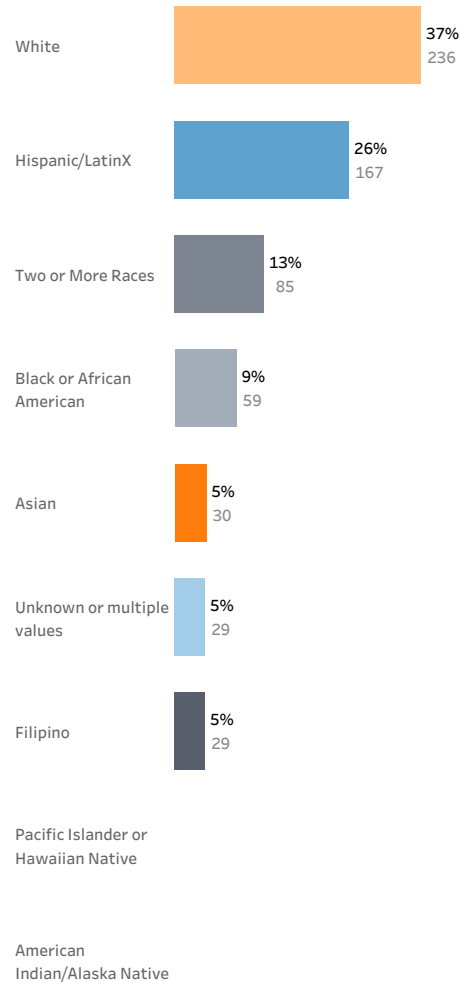
VII. Program Demographics  
2020 - 2021

TOP6 Program Title: **050640 Small Business and Entrepreneurship**  
College: **San Diego Miramar**

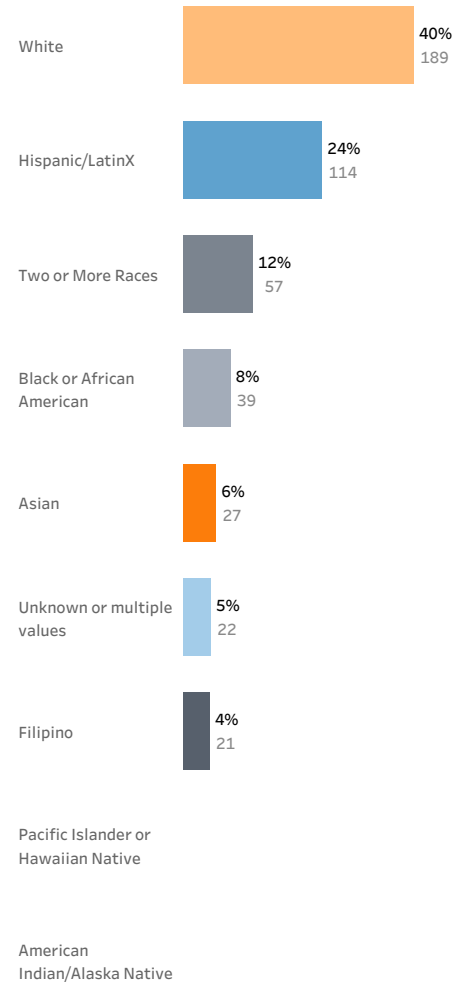
### Enrollments



### Course Retention Rate



### Course Success Rate



Note: Above, masked values (when data are insufficient) are reported as "Unknown or multiple values".  
Multiple values = Student reported to more than one program.

TOP6 Program Title: 050640 Small Business and Entrepreneurship  
College: San Diego Miramar



Job Closely Related to Field of Study  
(Program Year 2018-19)

Attained the Living Wage  
(Program Year 2019-20)

White

White

Two or More Races

Two or More Races

Pacific Islander or Hawaiian Native

Pacific Islander or Hawaiian Native

Hispanic/LatinX

Hispanic/LatinX

Filipino

Filipino

Black or African American

Black or African American

Asian

Asian

American Indian/Alaska Native

American Indian/Alaska Native

Note: Above, masked values (when data are insufficient) are reported as "Unknown or multiple values".  
Multiple values = Student reported to more than one program.



### Metric Definitions

**Attained the Living Wage\*** Among CCP students who exited college and did not transfer to any postsecondary institution, the proportion who attained the district county living wage for a single adult measured immediately following academic year of exit

Among students who exited college and did not transfer to any postsecondary institution, the proportion who attained the district county living wage for a single adult measured immediately following academic year of exit

**Course Retention Rate** Among all credit enrollments, percentage of enrollments where students did not withdraw and received a valid grade in the selected year

**Course Success Rate\*** Among all credit enrollments, the percentage of enrollments where students successfully completed the course

**Enrollments** The number of enrollments in courses assigned to the TOP code in the selected year

**Job Closely Related to Field of Study\*** Among CTE students who responded to this CTE Outcomes Survey question(s) and did not transfer to any postsecondary institution, the proportion who reported that they are working in a job very closely or closely related to their field of study

Among students who responded to the CTE Outcomes Survey and did not transfer to any postsecondary institution, the proportion who reported that they are working in a job very closely or closely related to their field of study

**Sections Offered** The number of sections offered in the TOP code in the selected year



# Program Fact Sheets

## I. Overview

### Filters

County	Institution	TOP6 Title	Catalog Name
San Diego	San Diego Miramar	Tax Studies	All

Disclaimer: This report should be used to guide program discussions. This cannot be used for the Regional Program Recommendation Process.



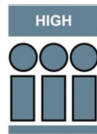
### San Diego Miramar Crosswalk Occupations for TOP6: 050210

SOC   Occupation	Job Description	Typical Entry-Level Education
13-2011 Accountants and Auditors	Examine, analyze, and interpret accounting records to prepare financial statements, give advice, or audit and evaluate statements prepared by others. Install or advise on systems of recording costs or other financial and budgetary data. Excludes "Tax Examiners and Collectors, and Revenue Agents" (13-2081).	Bachelor's degree
13-2082 Tax Preparers	Prepare tax returns for individuals or small businesses. Excludes "Accountants and Auditors" (13-2011).	High school diploma or equivalent
13-2099 Financial Specialists, All Other	All financial specialists not listed separately.	Bachelor's degree



Total Demand	Selected/Linked SOC   Occupation (s)	Total TOP Code Supply	Total CIP Code Supply
2,007	13-2011 Accountants and Auditors	383	921
	13-2082 Tax Preparers		
	13-2099 Financial Specialists, All Other		

How many annual openings do these occupations have?



How many institutions provide training for these occupations?

1 - 3 Low  
4 - 7 Medium  
8+ High

Number of TOP related institutions - 8

Number of CIP related institutions - 11

On average, do these occupations pay above the living wage of \$18.43?



What is the highest expected education level for these occupations?

- ☐ Doctorate Degree
- ☐ Master's Degree
- ☒ Bachelor's Degree
- ☐ Associate Degree
- ☐ Some College or Certificate
- ☐ HS Diploma or Equivalent
- ☐ Less Than a HS Diploma
- ☐ Apprenticeship



What other programs are coded under this TOP code?\*

\*Note: Information as seen in the Chancellor's Office Curriculum Inventory.

ADT = Associate Degree for Transfer

CSU GE = California State University General Education

CTE = Career Technical Education

IGETC = Intersegmental General Education Transfer..

TOP6 Program Title: 050210 Tax Studies

College: San Diego Miramar

Total Demand Sselected/linked occupation(s)	Total TOP Code Supply	Total CIP Code Supply
2,007	383	921

Annual Job Openings (2022-2027)

SOC   Occupation	
13-2011 Accountants and Auditors	1,609
13-2082 Tax Preparers	187
13-2099 Financial Specialists, All Other	211
Grand Total	2,007

Total TOP Code Supply\*

Includes all related TOP Codes

\* Note: If number is below Selected TOP Code Supply then there is code misalignment.

TOP6 Code	TOP6 Title	
050400	Banking and Finance	12
050200	Accounting	362
050210	Tax Studies	9
Grand Total		383

Total CIP Code Supply

Includes all related CIP Codes

CIP Code	CIP Title	
52.0801	Finance, General	356
52.0803	Banking and Financial Support Services	1
52.0301	Accounting	513
52.0302	Accounting Technology/Technician and Bookkeeping	37
52.1601	Taxation	14
Grand Total		921

Selected TOP6 Code Supply

Tax Studies (Only)

23



Annual Program Awards - Three-Year Average

TOP6 50210

CC Awards (PY19-20 to PY21-22)

Non-CC Awards (PY19-20 to PY20-21)

Community College Non-Community College Total

Refer to Award Type Breakout sheet for a detailed award breakdown.

Institution Name	Awards
MiraCosta	9
University of San Diego	14
Grand Total	23

Note: Community College awards as seen in the Chancellor's Office Management Information Systems Data Mart. Non-Community College awards as seen in the integrated Postsecondary Education Data System.

Average Entry-Level Wage for Occupation(s) > Living Wage (\$18.43): True



Education, Training, and Wages

SOC   Occupation	Typical Entry-Level Education	Typical On-the-Job Training (OJT)	Entry-Level Wage (25th Percentile)	Median Wage
13-2011 Accountants and Auditors	Bachelor's degree	None	\$29.49	\$38.27
13-2082 Tax Preparers	High school diploma or equivalent	Moderate-term OJT	\$15.85	\$24.28
13-2099 Financial Specialists, All Other	Bachelor's degree	None	\$28.28	\$37.16

## Program Fact Sheets

## II. Labor Market Information, Occupation Demographics

Demographics broken down by San Diego population and occupations within San Diego.

### Guiding Questions:

- \* Do enrollment trends differ from the demographics of the occupations? Why do you think these trends exist?
- \* Are there any ethnic/racial groups at your institution that are underrepresented when compared to the County?

### Age

County	19-21	22-24	25-34	35-44	45-54	55-64	65+
San Diego	5%	6%	24%	22%	20%	16%	7%

### SOC | Occupation

13-2011 Accountants and Auditors	0%	4%	22%	22%	21%	19%	12%
13-2082 Tax Preparers	1%	4%	13%	11%	14%	20%	36%
13-2099 Financial Specialists, All Other	1%	3%	23%	28%	23%	17%	5%

### Gender

County	Female	Male
San Diego	47%	53%

### SOC | Occupation

13-2011 Accountants and Auditors	59%	41%
13-2082 Tax Preparers	58%	42%
13-2099 Financial Specialists, All Other	53%	47%

### Race or Ethnicity

County	Asian	Black or African American	Hispanic or Latinx	Native American or Alaska Native	Native Hawaiian or Other Pacific	Two or More Races	White
San Diego	13%	6%	34%	0%	0%	3%	43%

### SOC | Occupation

13-2011 Accountants and Auditors	23%	4%	18%	0%	0%	2%	53%
13-2082 Tax Preparers	12%	6%	29%	0%	0%	2%	50%
13-2099 Financial Specialists, All Other	17%	7%	26%	0%	1%	4%	45%

### National Educational Attainment

County	< HS	HS	Some College	Associate	Bachelor's	Master's	PhD or Professional
San Diego	14%	19%	22%	9%	23%	9%	5%

### SOC | Occupation

13-2011 Accountants and Auditors	1%	3%	7%	7%	49%	26%	7%
13-2082 Tax Preparers	1%	0%	1%	1%	23%	25%	49%
13-2099 Financial Specialists, All Other	1%	0%	1%	1%	23%	25%	49%

## Program Fact Sheets

## II. Labor Market Information, Program Supply

Selected TOP6: **Tax Studies**

Total Supply: **23**

Annual Program Awards - Three-Year Average (Supply)

■ Community College ■ Non-Community College ■ Total

Institution Name	MA/MS	Cert 6-18	Grand Total
MiraCosta		9	9
University of San Diego	14		14
<b>Total</b>	<b>14</b>	<b>9</b>	<b>23</b>

Award Level	Abbreviation	Award Level	Abbreviation
Noncredit award < 48 hours	NC < 48 hrs	Certificate 18 < 30 semester units	Cert 18-30
Noncredit award 48 < 96 hours	NC 48 < 96 hrs	Certificate 30 < 60 semester units	Cert 30-60
Noncredit award 96 < 144 hours	NC 96 < 144 hrs	Certificate 6 < 18 semester units	Cert 6-18
Noncredit award 144 < 192 hours	NC 144 < 192 hrs	Certificate 60+ semester units	Cert 60+
Noncredit award 192 < 288 hours	NC 192 < 288 hrs	Certificates of Less than 1 yr	Cert 1 <
Noncredit award 288 < 480 hours	NC 288 < 480 hrs	Certificates of at least 1 but less than 2 years	Cert 1 < 2 yrs
Noncredit award 480 < 960 hours	NC 480 < 960 hrs	Certificates of at least 2 but less than 4 years	Cert 2 < 4 yrs
Noncredit award 960+ hours	NC 960+ hrs	Associate Degree	AA/AS
Noncredit award	NC	Associate for Transfer Degree	ADT
Award < 1 academic yr	Award < 1 yr	Postsecondary awards	Postsecondary
Award 1 < 2 academic yrs	Award 1 < 2 yrs	Bachelor's Degree	BA/BS
Award 2 < 4 academic yrs	Award 2 < 4 yrs	Postbaccalaureate certificate	Post BA/BS
Credit Award, < 6 semester units	Credit < 6	Master's degree	MA/MS
Certificate 8 < 16 semester units	Cert 8-16	Post-master's certificate	Post MA/MS
Certificate 12 < 18 semester units	Cert 12-18	Doctor's degree	Doct
Certificate 16 < 30 semester units	Cert 16-30		

Note: Community College awards as seen in the Chancellor's Office Management Information Systems Data Mart. Non-Community College awards as seen in the integrated Postsecondary Education Data System.

Total Supply: **23**

Community.. ■ Community Coll.. ■ Other ■ Total

TOP6 Program Title: **050210 Tax Studies**  
College: **San Diego Miramar**

## Program Fact Sheets

### III. Enrollment

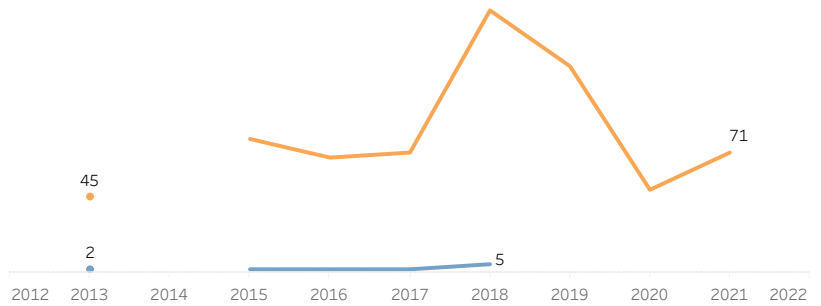
TOP6 Program Title: **050210 Tax Studies**  
College: **San Diego Miramar**

Program Year  
2020-21

#### Enrollment Trends

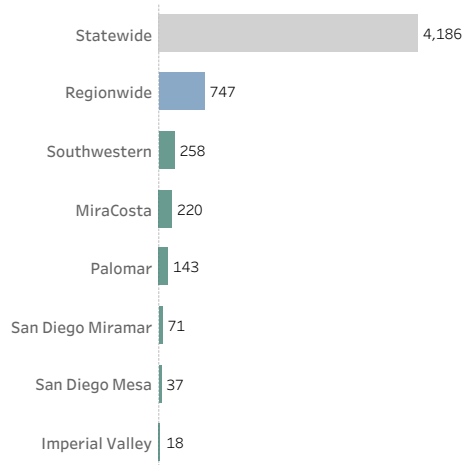
	Enrollments	Sections Offered
2011-12		
2012-13	45	2
2013-14		
2014-15	79	2
2015-16	68	2
2016-17	71	2
2017-18	155	5
2018-19	122	
2019-20	49	
2020-21	71	

#### Enrollment Trends

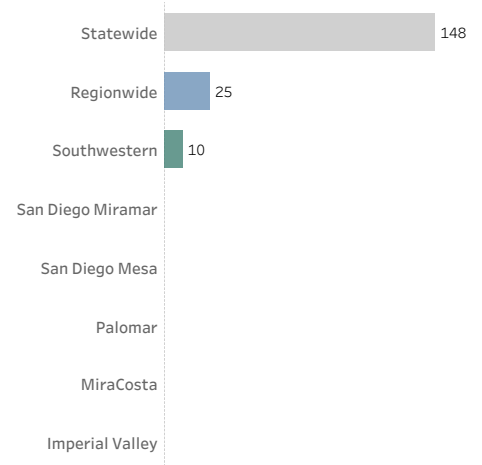


Note: Information as seen in the Chancellor's Office LaunchBoard. If there were fewer than 10 students, the data for the metric were suppressed.

#### # Course Enrollments (2020-21)



#### # Course Sections (2020-21)



Note: Information as seen in the Chancellor's Office LaunchBoard. If there were fewer than 10 students, the data for the metric were suppressed.

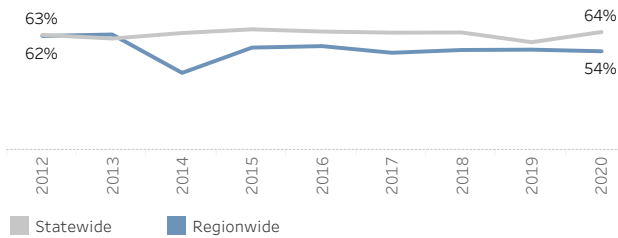
## Program Fact Sheets

## VI. Employment

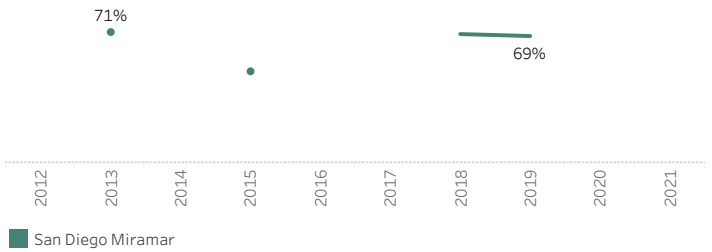
TOP6 Program Title: **050210 Tax Studies**  
College: **San Diego Miramar**

Program Year  
2019-20

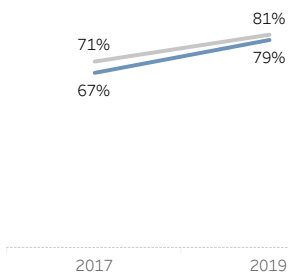
### % Attained the Living Wage\*



### % Attained the Living Wage\*



### % Job Closely Related to Field of Study\*



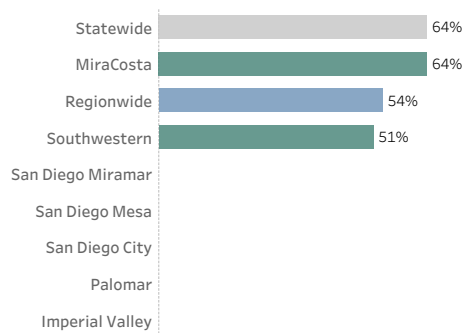
### % Job Closely Related to Field of Study\*



Note: Information as seen in the Chancellor's Office LaunchBoard. If there were fewer than 10 students, the data for the metric were suppressed. If year is missing, data were not available from the Chancellor's Office LaunchBoard.


### % Attained a Living Wage (2019-20)

Most recent data available are for PY 2019-20.



### % Job Closely Related to Field of Study (2019-20)

Most recent data available are for PY 2018-19.



Note: Information as seen in the Chancellor's Office LaunchBoard. If there were fewer than 10 students, the data for the metric were suppressed. If year is missing, data were not available from the Chancellor's Office LaunchBoard.



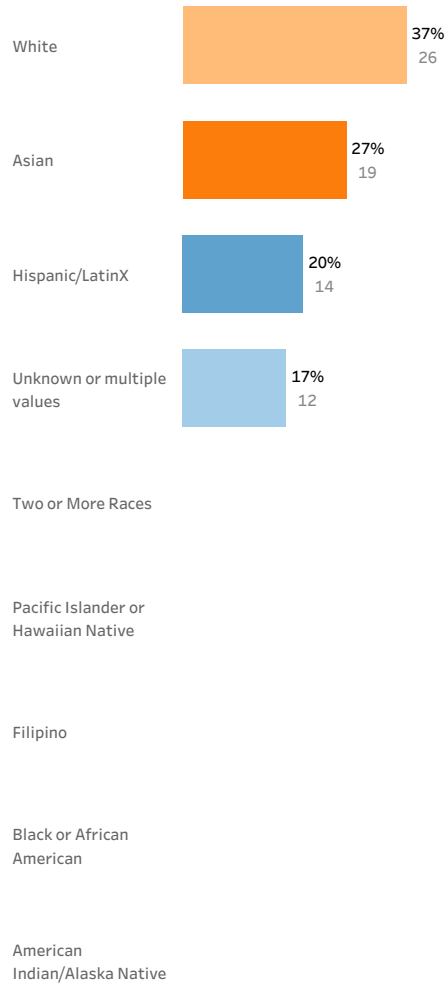
## Program Fact Sheets

VII. Program Demographics  
2020 - 2021

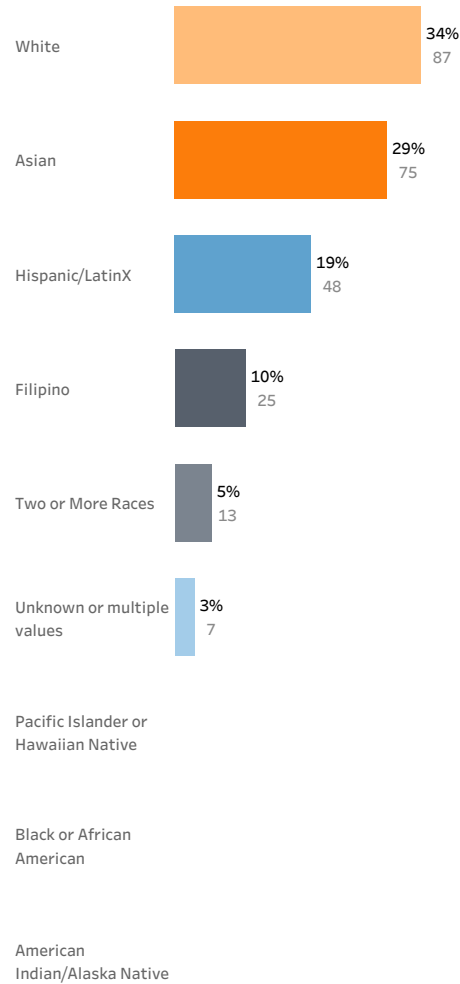
TOP6 Program Title: 050210 Tax Studies

College: San Diego Miramar

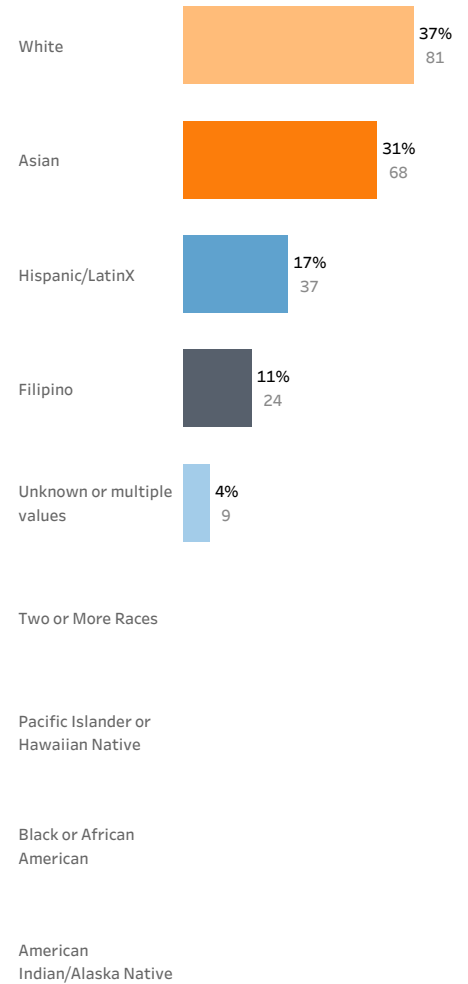
### Enrollments



### Course Retention Rate



### Course Success Rate



Note: Above, masked values (when data are insufficient) are reported as "Unknown or multiple values".  
Multiple values = Student reported to more than one program.

TOP6 Program Title: 050210 Tax Studies  
College: San Diego Miramar



Job Closely Related to Field of Study  
(Program Year 2018-19)

Attained the Living Wage  
(Program Year 2019-20)

White

White

Two or More Races

Two or More Races

Pacific Islander or Hawaiian Native

Pacific Islander or Hawaiian Native

Hispanic/LatinX

Hispanic/LatinX

Filipino

Filipino

Black or African American

Black or African American

Asian

Asian

American Indian/Alaska Native

American Indian/Alaska Native

Note: Above, masked values (when data are insufficient) are reported as "Unknown or multiple values".  
Multiple values = Student reported to more than one program.



### Metric Definitions

#### Attained the Living Wage\*

Among CCP students who exited college and did not transfer to any postsecondary institution, the proportion who attained the district county living wage for a single adult measured immediately following academic year of exit

Among students who exited college and did not transfer to any postsecondary institution, the proportion who attained the district county living wage for a single adult measured immediately following academic year of exit

#### Course Retention Rate

Among all credit enrollments, percentage of enrollments where students did not withdraw and received a valid grade in the selected year

#### Course Success Rate\*

Among all credit enrollments, the percentage of enrollments where students successfully completed the course

#### Enrollments

The number of enrollments in courses assigned to the TOP code in the selected year

#### Job Closely Related to Field of Study\*

Among CTE students who responded to this CTE Outcomes Survey question(s) and did not transfer to any postsecondary institution, the proportion who reported that they are working in a job very closely or closely related to their field of study

Among students who responded to the CTE Outcomes Survey and did not transfer to any postsecondary institution, the proportion who reported that they are working in a job very closely or closely related to their field of study

#### Sections Offered

The number of sections offered in the TOP code in the selected year



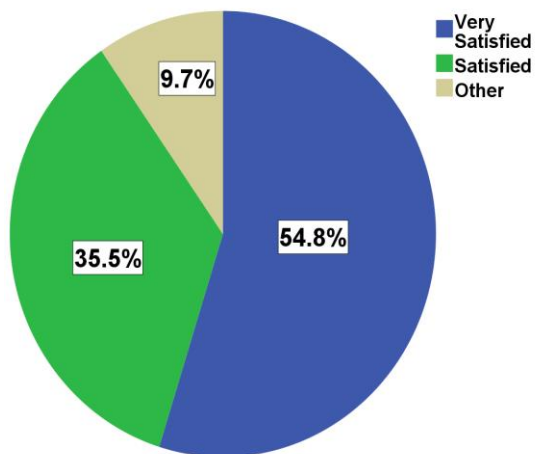
# CAREER & TECHNICAL EDUCATION EMPLOYMENT OUTCOMES SURVEY

## 2023 COLLEGE REPORT

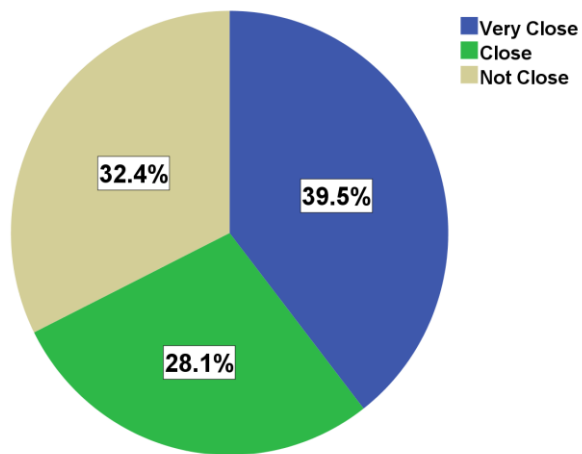
### San Diego Miramar College

Completer and skills-building students at San Diego Miramar College were surveyed if they met one of the following criteria in 2020-2021, and did not enroll (or were minimally enrolled) in 2021-2022: earned a certificate of 6 or more units, earned a vocational degree, or earned 9+ CTE units (noncredit cohorts earned a noncredit vocational/CTE award or completed at least 48 CTE hours in that year). The survey was administered in 2023 by e-mail, text message (SMS), and telephone. The survey addressed student perceptions of their CTE program, employment outcomes, and how their coursework and training relate to their current career. A total of 1923 students were surveyed and 415 (22%) students responded: 32% by email, 56% by phone, 5% by SMS Link, and 7% by 2-way SMS.

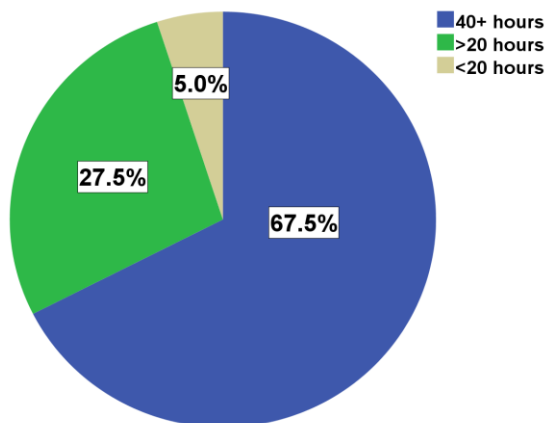
*How satisfied are students with the education and training they received?*



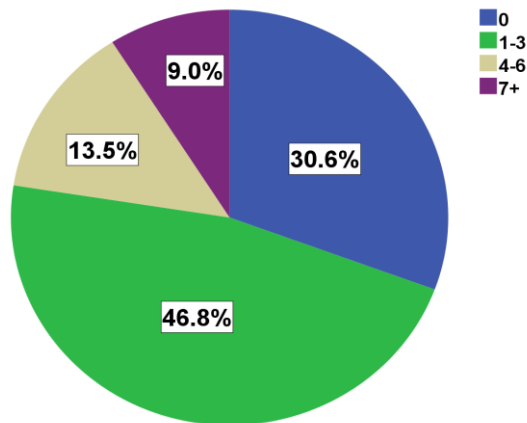
*How many students secured a job that is closely related to their program of study?*



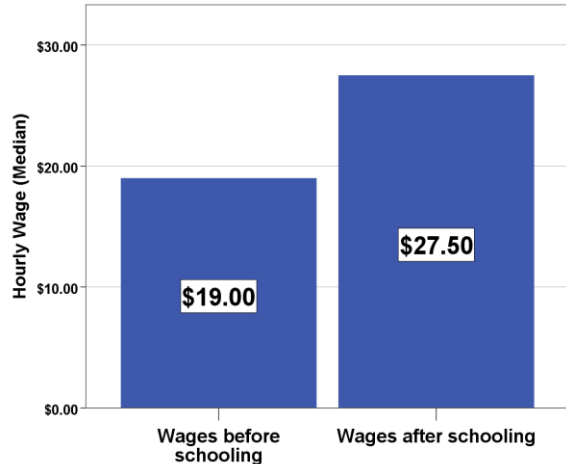
*How many hours per week are employed students working?*



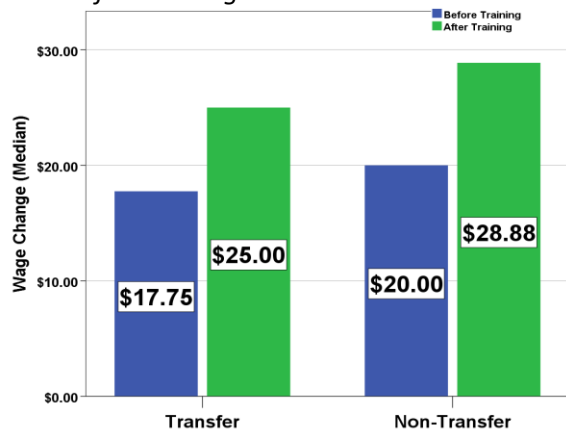
*How many months did it take for students to find a job?*



What were the hourly wages of the students before training versus after training?



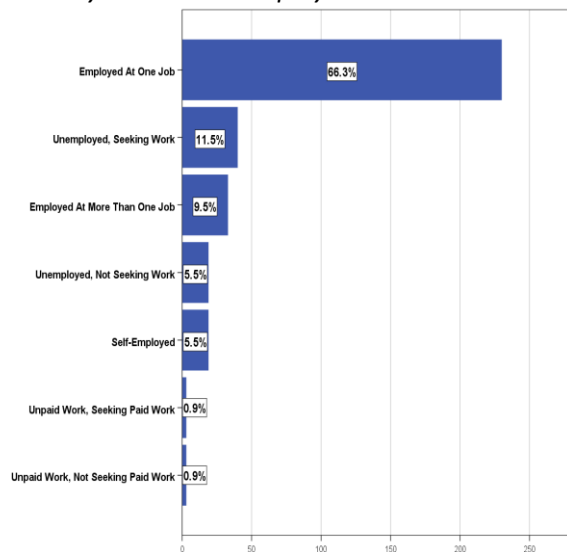
What were the hourly wages of transfer students and non-transfer students—before training versus after training?



Does the similarity between job and program of study influence wage gains?



What is your current employment status?



### More Key Results

**\$8.50** is the overall change in hourly wages after completing training—in dollars

**45%** is the overall change in hourly wages after completing training—in percentage gain

**81%** of respondents reported being employed for pay

**40%** of respondents reported transferring to another college or university

**90%** of respondents reported being very satisfied or satisfied with their training.

### Conclusion

The results of the survey showed that completing CTE studies and training – whether or not a credential is earned, whether or not a student transfers – is related to positive employment outcomes. The preponderance of respondents are employed and are working in the same field as their studies or training. Notably, students realize a greater wage gain after completing their studies if they secure a job that is similar to their program of study.