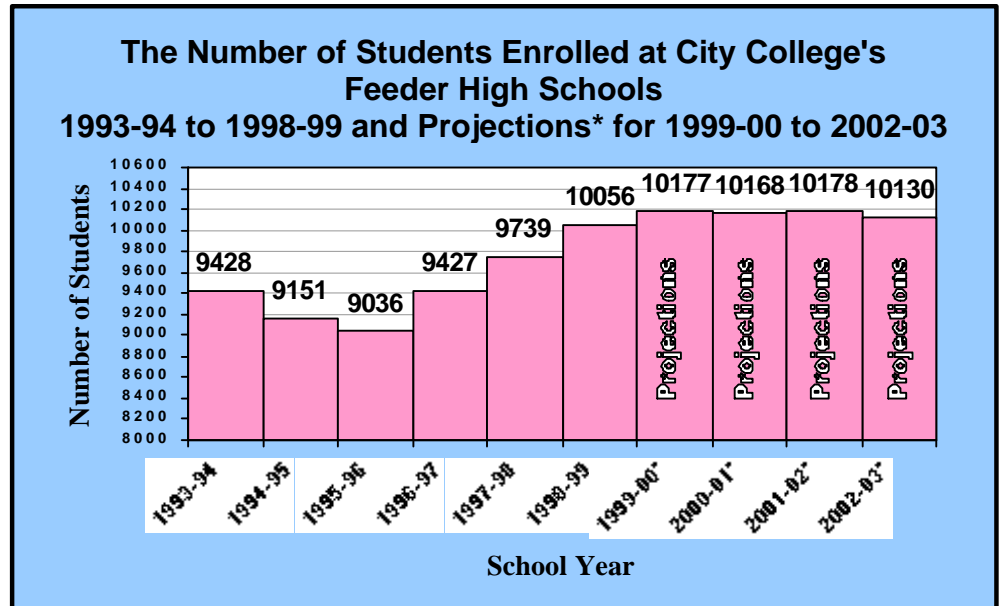


Enrollment at Feeder High Schools

City College

- The primary feeder high schools to City College consists of six schools within the San Diego Unified District: Crawford, Garfield, Hoover, Lincoln, Morse, and San Diego High Schools. These six high schools are the focus of this section.
- Of all the 1997 high school graduates within the City College service area, who attended City College in the Fall of 1997, 48% of them came from the above feeder high schools.



- From the 1993-94 to the 1995-96 school year, enrollment decreased by 392 students, a 4% decline in high school enrollment (see graph above).
- From the 1995-96 to the 1998-99 school year, enrollment increased by 1020 students, an 11% surge.
- Next year, 1999-00, enrollment is expected to increase by 121 students, a slight upward trend of 1%.

During the past three school years 1996-97 to 1998-99, the rate of growth of student enrollment at City College's feeder high schools peaked.

- Projections for the next four years, from the 1999 to the 2002 school year, follow a trajectory of insignificant fluctuations. San Diego Unified estimates only minor shifts in student enrollment from year to year with fluctuations not exceeding half a percent. Forecasts show a leveling off of student enrollment
- During the past three school years 1996-97 to 1998-99, the rate of growth of student enrollment peaked. The reverberations of this large influx of high school students will inevitably affect City College over the next four years.

The Number of Students Enrolled at City's and SDCCD's Feeder High Schools

| College | 1993-94 | 1994-95 | 1995-96 | 1996-97 | 1997-98 | 1998-99 | 1999-00 | 2000-01 | 2001-02 | 2002-03 |
|---------|---------|---------|---------|---------|---------|---------|---------|---------|---------|---------|
| City | 9428 | 9151 | 9036 | 9427 | 9739 | 10056 | 10177 | 10168 | 10178 | 10130 |
| SDCCD | 24485 | 24684 | 25287 | 26032 | 26849 | 27623 | 27981 | 28067 | 28066 | 28057 |

Sources: High school enrollment data were compiled from San Diego County Office of Education data, San Diego City Unified CBEDS Profiles Enrollment, by Grade Level, October 1995 to October 1997. High school enrollment projections were compiled from San Diego Unified data, Historic and Projected Enrollment by School 1995-96 to 2002-03, October 12, 1998.

Mesa College

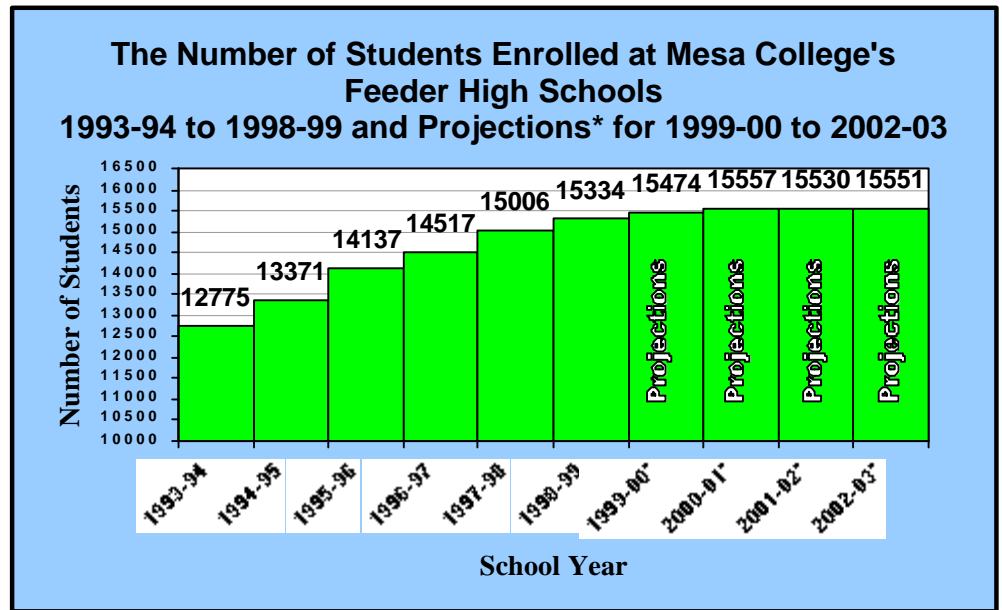
- The primary feeder high schools to Mesa College consists of nine schools within the San Diego Unified District: Clairemont, Kearny, La Jolla, Madison, Mission Bay, Point Loma, Scripps Ranch, Serra, and University City High Schools. In this section, enrollment at the high schools listed above will be examined.

- Of all the 1997 high school graduates within the Mesa College service area, who attended Mesa College in the Fall of 1997, 54% of them came from the above feeder high schools.

- From the 1993-94 to the present school year (1998-99), enrollment increased substantially with 2559 more students attending Mesa's feeder high schools during the current school year than in 1993-94; a 20% growth in high school enrollment over this six year span.

- Next year, 1999-00, enrollment is expected to increase by 140 students, a slight upward trend of 0.9% from this school year.

- Enrollment projections for Mesa College's feeder high schools are similar to those for City



College's feeder high schools. San Diego Unified estimates only insignificant fluctuations in student enrollment with percent change from year to year of less than 1.2%. Student enrollment is expected to plateau over the next four years.

From the 1993-94 to the 1998-99 school year, enrollment at Mesa's feeder high schools increased by 20%.

- The high rate of growth in student enrollment, over the past six school years 1993-94 to 1998-99, is evident in the graph above. The inundation of students at these Mesa College feeder schools during this period creates waves that currently affect the student population at Mesa and will continue to do so through the early years of the next century.

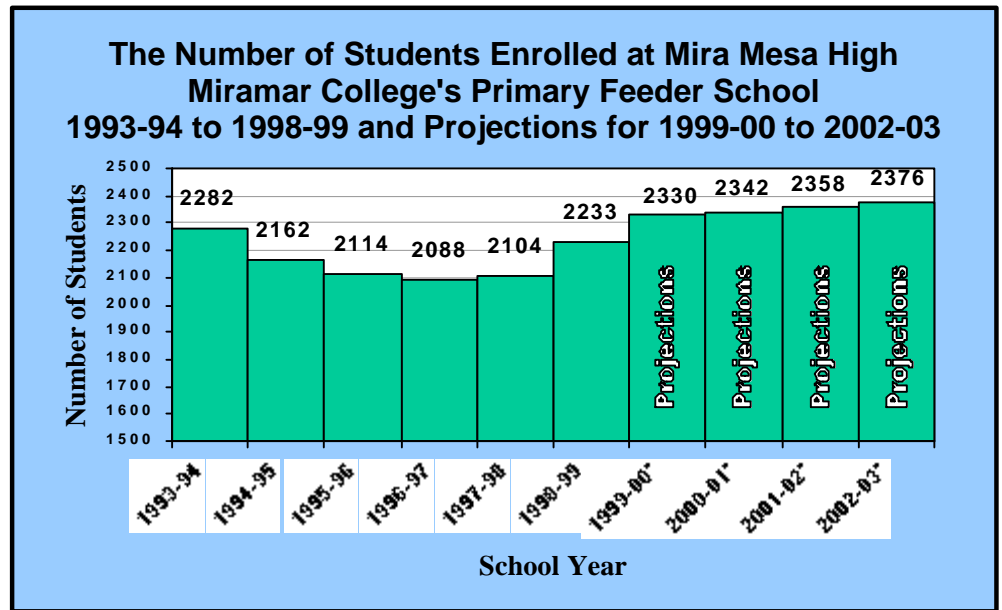
The Number of Students Enrolled at Mesa's and SDCCD's Feeder High Schools

| College | 1993-94 | 1994-95 | 1995-96 | 1996-97 | 1997-98 | 1989-99 | 1999-00 | 2000-01 | 2001-02 | 2002-03 |
|---------|---------|---------|---------|---------|---------|---------|---------|---------|---------|---------|
| Mesa | 12775 | 13371 | 14137 | 14517 | 15006 | 15334 | 15474 | 15557 | 15530 | 15551 |
| SDCCD | 24485 | 24684 | 25287 | 26032 | 26849 | 27623 | 27981 | 28067 | 28066 | 28057 |

Sources: High school enrollment data were compiled from San Diego County Office of Education data, San Diego City Unified CBEDS Profiles Enrollment, by Grade Level, October 1995 to October 1997. High school enrollment projections were compiled from San Diego Unified data, Historic and Projected Enrollment by School 1995-96 to 2002-03, October 12, 1998.

Miramar College

- The primary feeder high schools to Miramar College is Mira Mesa High School. In this section, the student enrollment at Mira Mesa High will be discussed.
- Of all the 1997 high school graduates within the Miramar College service area, who attended Miramar College in the Fall of 1997, 48% came from Mira Mesa High School.



- From the 1993-94 to the 1996-97 school year, enrollment decreased by 194 students, a 9% decline in high school enrollment.
- Three consecutive years of enrollment decline was followed by three years of enrollment gains. From the 1996-97 to the 1998-99 school year, enrollment increased by 145 students (a 7% growth). In the current school year, enrollment figures have finally rebounded to the 1993-94 levels.

Enrollment projections for Mira Mesa High School for the next four school years follow a trend of modest but continuous gains.

- Projections for the next four school years, follow this path of modest but continuous ascent, with a 0.5% rise in enrollment from 1999-00 to 2000-01, a 0.7% growth from 2000-01 to 2001-02, and a 0.8% increase from 2001-02 to 2002-03.

San Diego Unified estimates that Mira Mesa High School will grow at about one-tenth of a percent (0.1%) every year during this period.

- Next year, 1999-00, enrollment is expected to exceed this year's figures by 97 students, a climb of 4% (see Enrollment and Percent Change table page 5).

- The steady rate of growth at Mira Mesa High School corresponds to forecasts of population growth in the Miramar College service area. Moreover, the gradual slope of enrollment provides a cushion for Miramar College to better prepare for future growth and uncertainties.

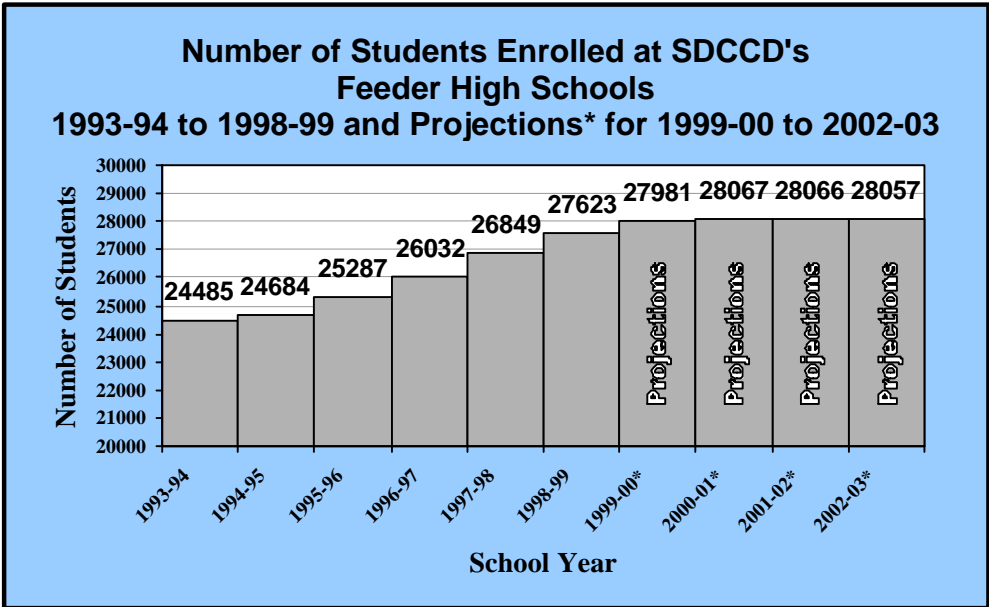
The Number of Students Enrolled at Miramar's & SDCCD's Feeder High Schools

| College | 1993-94 | 1994-95 | 1995-96 | 1996-97 | 1997-98 | 1989-99 | 1999-00 | 2000-01 | 2001-02 | 2002-03 |
|---------|---------|---------|---------|---------|---------|---------|---------|---------|---------|---------|
| Miramar | 2282 | 2162 | 2114 | 2088 | 2104 | 2233 | 2330 | 2342 | 2358 | 2376 |
| SDCCD | 24485 | 24684 | 25287 | 26032 | 26849 | 27623 | 27981 | 28067 | 28066 | 28057 |

Sources: High school enrollment data were compiled from San Diego County Office of Education data, San Diego City Unified CBEDS Profiles Enrollment, by Grade Level, October 1995 to October 1997. High school enrollment projections were compiled from San Diego Unified data, Historic and Projected Enrollment by School 1995-96 to 2002-03, October 12, 1998.

SDCCD

- The primary feeder high schools to SDCCD consists of 16 schools within the San Diego Unified District: six City College feeder schools (Crawford, Garfield, Hoover, Lincoln, Morse, and San Diego High Schools), nine Mesa College feeder schools (Clairemont, Kearny, La Jolla, Madison, Mission Bay, Point Loma, Scripps Ranch, Serra, and University City High Schools), and one Miramar College feeder school (Mira Mesa High School). In this section, enrollment at these sixteen schools will be examined.



high schools during this school year than in 1993-94 (a 13% growth in high school enrollment over this period).

- Of all the 1997 high school graduates within the SDCCD service area, who attended an SDCCD campus in the Fall of 1997, 52% of them came from these sixteen feeder high schools.

From 1993-94 to the current school year, enrollment increased substantially with 3,138 more students attending the sixteen SDCCD feeder high schools during this year than in 1993-94 (a 13% growth in high school enrollment over this period).

- Because enrollment at Mesa College's feeder high schools constitutes the largest proportion of all SDCCD's, the shape of the graph above resembles the bar chart for Mesa College (compare the graph on page 2 to the graph above). The weight of the nine Mesa College feeder schools significantly impacts all of the SDCCD campuses.

- Next year, 1999-00, enrollment is expected to increase by 358 students, a slight gain of 1% from this school year.

- Enrollment projections for SDCCD feeder schools are similar to those for Mesa's and City's feeder schools. San Diego Unified estimates only minor fluctuations in student enrollment with percent change from year to year not exceeding 1.3% (see Enrollment and Percent Change table page 5). Thus, student enrollment is expected to plateau over the next four years.

- The high rate of growth in student enrollment, from 1992-94 to the current year, is evident in the graph above. The surge in the number of students enrolled at these sixteen high schools currently affects the student population at SDCCD. The effects of these forces will continue to resonate through the dawn of the next century.

Enrollment and Percent Change** Year-to-Year at SDCCD's Feeder High Schools

| College | 1993-94 | 1994-95 | 1995-96 | 1996-97 | 1997-98 | 1989-99 | 1999-00 | 2000-01 | 2001-02 | 2002-03 |
|----------------|----------------|----------------|----------------|----------------|----------------|----------------|----------------|----------------|----------------|----------------|
| City | 9428 | 9151 | 9036 | 9427 | 9739 | 10056 | 10177 | 10168 | 10178 | 10130 |
| % Change | | -2.94 | -1.26 | 4.33 | 3.31 | 3.25 | 1.20 | -0.09 | 0.10 | -0.47 |
| Mesa | 12775 | 13371 | 14137 | 14517 | 15006 | 15334 | 15474 | 15557 | 15530 | 15551 |
| % Change | | 4.67 | 5.73 | 2.69 | 3.37 | 2.19 | 0.91 | 0.54 | -0.17 | 0.14 |
| Miramar | 2282 | 2162 | 2114 | 2088 | 2104 | 2233 | 2330 | 2342 | 2358 | 2376 |
| % Change | | -5.26 | -2.22 | -1.23 | 0.77 | 6.13 | 4.34 | 0.52 | 0.68 | 0.76 |
| SDCCD | 24485 | 24684 | 25287 | 26032 | 26849 | 27623 | 27981 | 28067 | 28066 | 28057 |
| % Change | | 0.81 | 2.44 | 2.95 | 3.14 | 2.88 | 1.30 | 0.31 | 0.00 | -0.03 |

Sources: High school enrollment data were compiled from San Diego County Office of Education data, San Diego City Unified CBEDS Profiles Enrollment, by Grade Level, October 1995 to October 1997. High school enrollment projections were compiled from San Diego Unified data, Historic and Projected Enrollment by School 1995-96 to 2002-03, October 12, 1998.

**Positive values in percent change indicate an increase in enrollment from the previous year; negative values in percent change indicate a decline in enrollment from the previous year.