

San Diego Community College District

Transfers to Private and Out-of-State Institutions 2000



2000 Transcript Tracking Study Transfers from SDCCD to Private, Independent and Out-of-State Baccalaureate Institutions

Introduction

The Office of Institutional Research (IR) recently concluded a study in which all transcripts mailed from the Student Services transcript office from January 2000-September 2000 were analyzed. The goal of this study was to gather information about where students most commonly transfer to after attending San Diego Community College District (SDCCD). This study focused on transcripts mailed to private and independent four-year colleges and universities.

The 2000 study was a follow-up study to a similar study conducted by the Institutional Research office in 1998. The earlier study had several limitations including limited data on transfers by college. Therefore, the 2000 study was expanded to include a more thorough demographic analysis of the students and the institutions receiving transcripts. The 1998 study was the San Diego Community College's first attempt at tracking transfers to independent and out-of-state institutions. Presently, community college transfer to independent schools data is minimally collected at the state level. However, in order to best meet goal one of the Partnerships for Excellence program initiated in 1995 by the State Chancellor's office, SDCCD proactively began tracking transcripts in 1998 in order to collect this information.

As expected, this transfer project yielded many interesting findings, results and other observations that will be useful in recruiting and retaining future SDCCD students. Additionally, articulation agreements or other partnerships may be established between these institutions. Institutional Research analyzed thousands of records and synthesized the data in the following report. This data is provided in summary and by college.

Methodology

Tracking transcripts from one of the largest community college systems in California and the nation is not an easy task. It required many hours of patience, research, and aggressive follow-up efforts, including conducting telephone calls to more than 300 institutions. This collaborative effort required many different people, including members of the Student Services, Computing Services, and Institutional Research offices to work together to gather this information in an efficient manner. Institutional Research reviewed thousands of transcript requests and successfully received responses from 97% of the transcript receiving institutions.

The study sought to obtain information about private and independent as well as out-of-state institutions. In order to identify these institutions, the following limitations were set to narrow the list of institutions to only those that met the following criteria:

- Not a part of the CSU, UC, or California community college systems.
- Offer bachelor's degrees or higher (but must be at least a baccalaureate granting institution).
- Could include for-profit institutions (such as University of Phoenix)
- Must be accredited.
- Limited to institutions in the United States only.
- Have received at least one transcript from SDCCD between January 2000 and September 30, 2000.
- Not a professional school (for example a massage school) or graduate program.

Once a school was identified as meeting the above criteria, a list of students who sent transcripts to that institution was compiled. This list was then sent to the institution along with follow-up letters asking each institution to verify enrollment for the academic years 1999-2000 or 2000-2001. Surveys were mailed to 509 institutions in order to track 2,514 transcripts between October 2000 and January 2001. Although responses were slow at first, through an aggressive follow-up plan, Institutional Research received responses from 97% of the institutions surveyed.

Findings and Observations

Institutional Research analyzed 2,514 transcripts that met the above-mentioned criteria. Based on confirmed enrollments, these transcripts yielded 1,774 transfers, or a transfer rate of 70.6%. It is important to note that this is a duplicated count of transfers. In other words, if a student sent transcripts to the University of Arizona and Arizona State University and enrolled at Arizona State, this student would be counted as transferring once but sending 2 transcripts. This may account for a lower transfer rate.

Institutional Research has provided demographic analysis of 1,396 of the 1,774 transfer students. Three hundred and seventy eight students are excluded from this analysis because they last attended SDCCD prior to 1991 and therefore limited demographic data is available. An examination of the students shows a breakdown by college:

College	Transfers	Fall 2000 End-of Term Enrollment
City	26.1%	31.3%
Mesa	54.5%	48.2%
Miramar	17.8%	18.6%
ECC	1.6%	1.9%

The gender of the transfer students was nearly evenly split, with women transferring at a slightly higher rate (55%) vs. male students (45%). The ethnic breakdown of the transfers shows some disproportionate transfer rates when compared to the Fall 2000 SDCCD student profile. White students transfer at a higher rate than the percentage of white students in the general population while Latino students transfer at a lower rate than the percentage of students in the general population.

Ethnicity	Transfers to Private/Out of State Institutions	Fall 2000 Student Profile
American Indian	1.9%	1.1%
Asian	7.9%	10.9%
African American	10.5%	10.1%
White	53.9%	43.7%
Latino	12.6%	17.3%
Filipino	5.3%	6.2%
Pacific Islander	0.1%	.9%
Other	3.0%	4.4%
Declined to State	4.9%	5.5%

Not surprisingly, the greatest number of transfers was to local institutions, with National University overwhelmingly receiving the greatest number of transfers (605). An analysis of National University is attached in attachment D. Other top transfer institutions include the University of San Diego (122), Chapman (39), Point Loma Nazarene (31) and Southern Illinois University at Coronado (27). The geographic location of transfers ranged from the University of Alaska to the University of Maine with a large number of students transferring to institutions near military bases. For example, University of Maryland's military program, as well as Southern Illinois University and Embry Riddle's multi-campus program received over ninety transcripts from SDCCD. Perhaps this can be attributed to their proximities to or on military bases or the availability of on-line distance education programs.

Students also transferred to many highly regarded and ranked institutions including Pepperdine University, University of Southern California, University of North Carolina, and the Art Center of Design in Pasadena. Unfortunately, despite numerous attempts to obtain transfer data, Stanford University did not participate in this study for reasons unknown. Eighteen transcripts were sent to Stanford during this period.

Slightly more than one third of students (34%) last attended SDCCD at some point during the past two academic years, (1999-00 and 2000-01) prior to transferring. However, 378 transfer students (21%) had not attended SDCCD since prior to 1991, with some students last attending in the late 1970s. These students were excluded from the analysis due to data limitations.

The average number of cumulative units was 29.82 and the average GPA was 2.85:

	Cumulative Units		GPA
City	30.69		2.99
Mesa	29.18		2.73
Miramar	29.42		3.03
SDCCD	29.82		2.85

Conclusions/Recommendations

In conclusion, the findings in this study show students transfer to a wide range of geographic locations as well as diverse types of higher education institutions after attending SDCCD. This information is helpful in understanding the types of students who most commonly transfer. Additionally, this information will be used to meet Partnerships for Excellence goals. For example, more students transferred to National University (605) than to the entire University of California system in 1998-1999 (349). Therefore, limiting Partnerships for Excellence transfer data to the CSU and UC systems only does not allow for a complete transfer picture.

Institutional Research observed that the California Post-Secondary Education Commission (CPEC) is limited in the transfer data they collect from private institutions in California. Additionally, data that is available is incomplete and therefore unreliable. For example, CPEC's data shows zero transfers from SDCCD over several years in the 1990s to National University. Through this research study, it is clear that this information is incorrect. Therefore, Institutional Research will work with CPEC to make certain that reliable data is available.

Finally, Institutional Research recommends that this information be used to establish transfer programs to local private institutions as well as for public relations purposes in recruiting future SDCCD students. National University and the University of Phoenix have recently entered into data sharing agreements with the Institutional Research so transfer data will be more readily available and more easily analyzed.

SDCCD

**Transfers to
Independent &
Out of State
Institutions**

[illegible]

summary


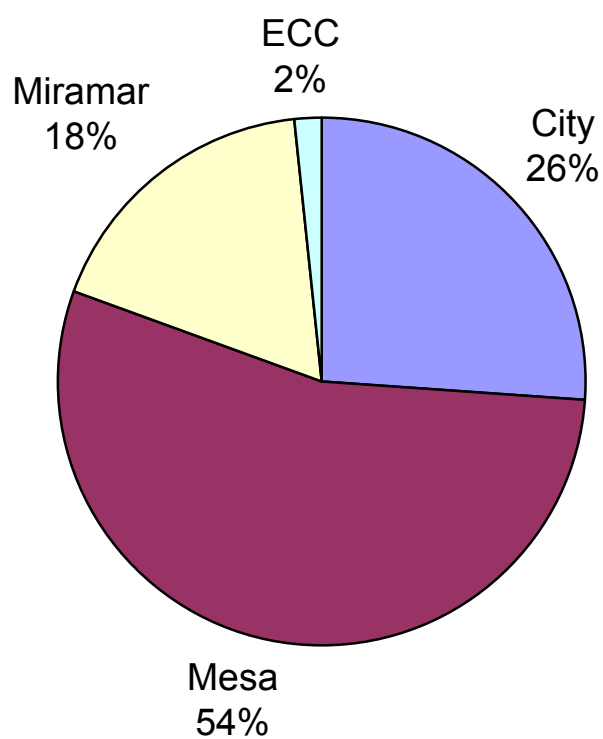
SDCCD Transfers to Independent Colleges	
2017-2018	1,000
2018-2019	1,000
2019-2020	1,000
2020-2021	1,000
2021-2022	1,000
2022-2023	1,000
2023-2024	1,000
2024-2025	1,000
2025-2026	1,000
2026-2027	1,000
2027-2028	1,000
2028-2029	1,000
2029-2030	1,000
2030-2031	1,000
2031-2032	1,000
2032-2033	1,000
2033-2034	1,000
2034-2035	1,000
2035-2036	1,000
2036-2037	1,000
2037-2038	1,000
2038-2039	1,000
2039-2040	1,000
2040-2041	1,000
2041-2042	1,000
2042-2043	1,000
2043-2044	1,000
2044-2045	1,000
2045-2046	1,000
2046-2047	1,000
2047-2048	1,000
2048-2049	1,000
2049-2050	1,000
2050-2051	1,000
2051-2052	1,000
2052-2053	1,000
2053-2054	1,000
2054-2055	1,000
2055-2056	1,000
2056-2057	1,000
2057-2058	1,000
2058-2059	1,000
2059-2060	1,000
2060-2061	1,000
2061-2062	1,000
2062-2063	1,000
2063-2064	1,000
2064-2065	1,000
2065-2066	1,000
2066-2067	1,000
2067-2068	1,000
2068-2069	1,000
2069-2070	1,000
2070-2071	1,000
2071-2072	1,000
2072-2073	1,000
2073-2074	1,000
2074-2075	1,000
2075-2076	1,000
2076-2077	1,000
2077-2078	1,000
2078-2079	1,000
2079-2080	1,000
2080-2081	1,000
2081-2082	1,000
2082-2083	1,000
2083-2084	1,000
2084-2085	1,000
2085-2086	1,000
2086-2087	1,000
2087-2088	1,000
2088-2089	1,000
2089-2090	1,000
2090-2091	1,000
2091-2092	1,000
2092-2093	1,000
2093-2094	1,000
2094-2095	1,000
2095-2096	1,000
2096-2097	1,000
2097-2098	1,000
2098-2099	1,000
2099-2100	1,000

Demographic Data

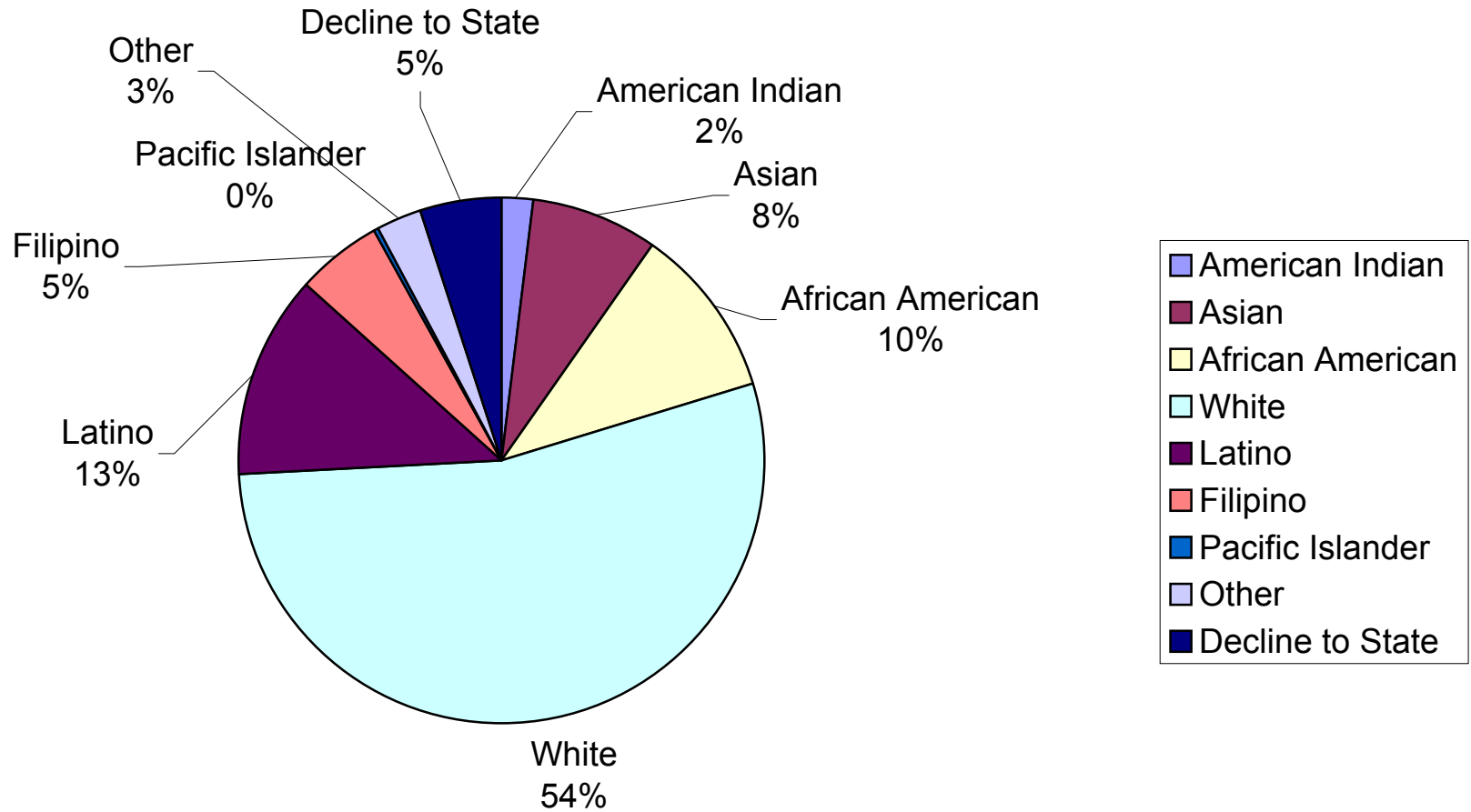
[illegible]

summary


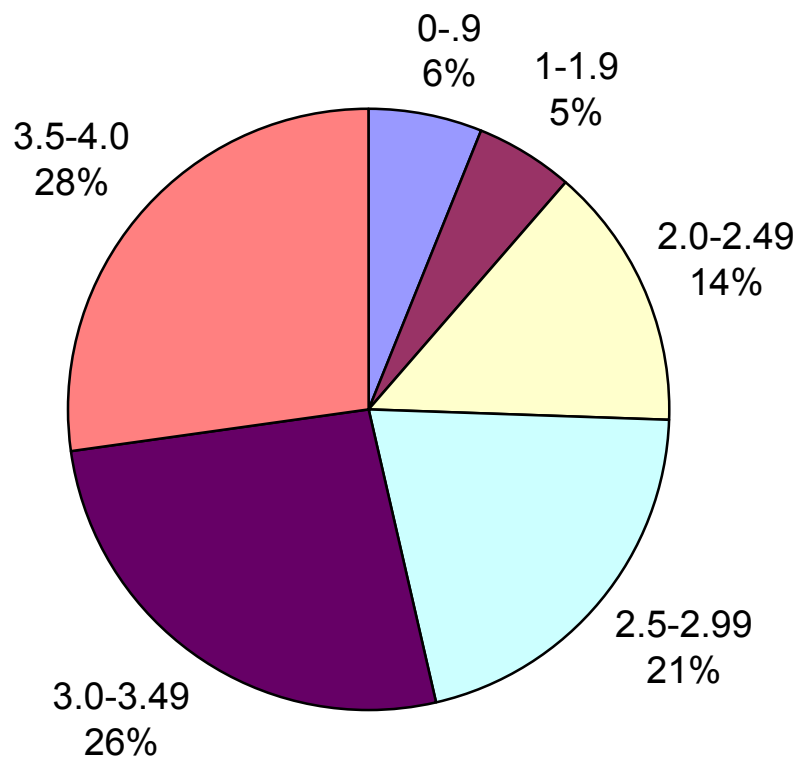
2000 Transfers to Independent and Out-of-State Institutions



Transfers by Ethnicity



Transfer GPAs



Mean GPA: 2.85

Top Transfer Institutions By Rank of Transfers					
1	National University	605			
2	University of San Diego	122			
3	Chapman University - San Diego	39			
4	Point Loma Nazarene College	31			
5	Southern Illinois University - Coronado	27			
6	Regents College	23			
7	University of Phoenix - San Diego	21			
8	Design Institute of San Diego	15			
9	University of Maryland Military Program	14			
10	Christian Heritage College	10			
11	Coleman College	10			
12	Northern Arizona University	10			
13	University of Nevada - Las Vegas	10			
14	Portland State University	9			
15	University of Southern California	9			
16	Hawaii Pacific University	8			
17	Loma Linda University	8			
18	University of Arizona - Tucson	8			
19	University of Hawaii - Manoa	8			
20	Arizona State University	7			
21	Thomas Edison State College	7			
22	University of Phoenix - Phoenix	7			
23	University of Phoenix Online	7			
24	Embry Riddle San Diego	6			
25	United State International University	6			
26	University of Colorado - Boulder	6			
27	University of North Florida	6			
28	University of San Francisco	5			
29	University of Washington Seattle	5			
30	Chapman University - Orange	4			
31	Colorado State Univ - Ft Collins	4			
32	Commonwealth International Univ	4			
33	Old Dominion University	4			
34	Pepperdine University	4			
35	St Cloud State University	4			
36	University of Alaska - Anchorage	4			
37	University of Colorado - Denver	4			
38	University of Nevada - Reno	4			
39	University of Phoenix - Gardena	4			
40	Weber State University	4			
41	Arizona Western College	3			
42	Art Center College of Design	3			
43	Biola University	3			
44	Boise State University	3			
45	Brigham Young University	3			
46	Brigham Young University - HI	3			
47	Cornell University	3			
48	Education America University	3			
49	Embry Riddle Port Huaneme	3			
50	George Mason University	3			

Top Transfer Institutions By Rank of Transfers					
51	Johnson and Wales	3			
52	Metropolitan State University - MN	3			
53	Montana State University	3			
54	New Mexico State University	3			
55	St Mary's College - Sacramento	3			
56	Troy State University	3			
57	University of Denver	3			
58	University of New Mexico	3			
59	University of North Texas	3			
60	University of Phoenix - Bakersfield	3			
61	University of Phoenix-Walnut Creek	3			
62	Woodbury University	3			
63	Academy of Art College	2			
64	American Intercontinental University	2			
65	Azusa Pacific University	2			
66	Chaminade University	2			
67	Chapman University - Concord	2			
68	Christopher Newport University	2			
69	City University - Bellevue	2			
70	Columbia College	2			
71	Dominican College	2			
72	Florida International University	2			
73	Fort Lewis College	2			
74	Indiana University - Indianapolis	2			
75	Kelsey-Jenney College	2			
76	Loyola Marymount University	2			
77	Metropolitan State College - Denver	2			
78	Michigan State University	2			
79	Middle Tennessee State University	2			
80	Oakland University	2			
81	Ohio State University	2			
82	Oregon State University	2			
83	Southern California Bible College	2			
84	Temple University	2			
85	University of Baltimore	2			
86	University of Oklahoma	2			
87	University of Phoenix - Las Vegas	2			
88	University of Phoenix - Lonetree	2			
89	University of South Florida	2			
90	University of the Pacific	2			
91	Utah Valley State College	2			
92	Wayne State University	2			
93	American Academy of Arts - Chicago	1			
94	Andrews University	1			

[illegible]

Transfer Students By College by Major					
Major	City	Mesa	Miramar	ECC	SDCCCD Total
Accounting	9	19	1		29
Admin of Justice- Pre Law			2		2
Administration of Justice	5	7	46		58
American Sign Language		2			2
Anthropology		3	1		4
Apprentice-Roofer		1			1
Architecture		6			6
Art-Fine Art	3	7	1		11
Art-Graphic Design	5	1	1		7
Automotive Technology			1		1
Aviation Maintenance Tech			3		3
Aviation Occupations	1	3	3		7
Behavioral Science- Psychology	2				2
Behavioral Science-Alcohol	1				1
Behavioral Sciences	1				1
Behavioral Sciences-Chem. Depend.	2		1		3
Biology	8	30	5		43
Building Construction Tech		1	1		2
Business	17	56	19	2	94
Business Administration	5	5	2		12
Business Management	1	4	1	1	7
C&N Nutrition		1			1
Child Development	6	12	5	3	26
Commercial Art	1	1			2
Computer Business Techn.				1	1
Computer/Information Science	13	26	11	2	52
Consumer & Nutrition Studies		1			1
Cosmetology	1				1
Drafting	1	1			2
Drafting- Eng. Drawing	1				1
Dramatic Arts	2	4			6
Elec Tech- Electronic Systems	3				3
Electricity		1			1
Electronics Tech- Digital		1			1
Electronics Tech- General		4			4
Electronics Technology	1				1
Engineering	7	17	6		30
Engineering Technology	1				1
English	5	6	1		12
Environmental Control Tech	3				3
Escrow		1			1
Fashion		2			2
Fashion Design	1				1
Fashion-Fashion Merchandising			1		1
Fire Protection Technology			1		1

summary

Transfer Students By College by Major (continued)					
Major	City	Mesa	Miramar	ECC	SDCCD Total
Fire Science			1		1
Fire Technology		2	3		5
Flight Attendant		2			2
Food Service Occupations		3			3
Foreign Lang. French		1			1
Foreign Language	3	5			8
Health Information Technology		1			1
Humanities	1	1			2
Interior Design	1	7	1		9
Journalism		4			4
Labor Studies		2			2
Legal Assistant	3	1	3		7
Liberal Arts	12	42	11	5	70
Liberal Arts- Option 1	17	10	4	1	32
Liberal Arts- Option II		1			1
Manufacturing Technology	1				1
Marketing	2	6	1		9
Marketing-Management		1			1
Mathematics	3	5	1		9
Medical Assisting		2			2
Music	1	4	1		6
Nursing Education-RN	1				1
Office Info Systems- Word Proc.		1			1
Office Info Systems-General	1	1			2
Phys Science- Engineering		3			3
Phys Science-Chemistry		4	1		5
Physical Education	3	6			9
Physical Science General	1	4	1		6
Physical Therapist Asst.		1			1
Physics		2			2
Pre-Nursing	2				2
Psychology	10	30	7		47
Purchasing & Materials Mgmt		1			1
Radio & Television	3	2			5
Radiologic Technology		1			1
Real Estate	2	1		1	4
Recreation Administration		1			1
Registered Dental Assistant		1			1
Selected Studies	3	10			13
Social Science	1	2	1		4
Social Science- History	1	8	1		10
Social Science- Political Science	2	5		1	8
Social Science-Philosophy	1	2			3

summary

Attachment A

City College Transfers to Independent & Out of State Institutions

San Diego City College Transfer to Independents
Demographic Analysis

Sex	Frequency	%			
Female	193	53%			
Male	171	47%			
Total	364	100%			
Ethnicity	Frequency	%			
American Indian	3	1%			
Asian	21	6%			
African American	73	20%			
White	160	44%			
Latino	52	14%			
Filipino	24	7%			
Pacific Islander	0	0%			
Other Non-White	8	2%			
Unknown	23	6%			
Total	364	100%			
Education Objective	Frequency	%			
	14	4%			
Obtain BA after completing AA	153	42%			
Obtain BA without completing AA	76	21%			
Obtain AA without transfer	20	5%			
Obtain 2 year vocational degree w/o transfer	4	1%			
Earn voc.cert. without transfer	4	1%			
Discover new career interests	6	2%			
Prepare for new career	13	4%			
Advance in current job	11	3%			
Maintain certificate/license	2	1%			
Educational Development	5	1%			
Improve basic skills	2	1%			
Undecided	46	13%			
Unreported	8	2%			
Total	364	100%			

[illegible]

City

[illegible]

San Diego City College Transfers to Independents					
Transfers by Major					
Major	Frequency	%			
Accounting	9	2%			
Administration of Justice	5	1%			
Art - Fine Art	3	1%			
Art - Graphic Design	5	1%			
Aviation Occupations	1	0%			
Behavioral Sci - Alcohol & Drug	1	0%			
Behavioral Science - Chem Dep	2	1%			
Behavioral Science - Psychology	2	1%			
Behavioral Sciences	1	0%			
Biology	8	2%			
Business	17	5%			
Business Administration	5	1%			
Business Management	1	0%			
Child Development	6	2%			
Cometology	1	0%			
Commercial Art	1	0%			
Computer/Information Science	13	4%			
Drafting	1	0%			
Drafting - Engr Drawing	1	0%			
Dramatic Arts	2	1%			
Elec Tech - Electronic System	3	1%			
Electronics Technology	1	0%			
Engineering	7	2%			
Engineering Technology	1	0%			
English	5	1%			
Environmental Control Tech	3	1%			
Fashion - Fashion Design	1	0%			
Foreign Language	3	1%			
Humanities	1	0%			
Interior Design	1	0%			
Legal Assistant	3	1%			
Liberal Arts	12	3%			
Liberal Arts - Option 1	17	5%			
Manufacturing Technology	1	0%			
Marketing	2	1%			
Mathematics	3	1%			
Music	1	0%			
Nursing Education RN	1	0%			
Off Info Sys - General	1	0%			
Physical Education	3	1%			
Physical Science General	1	0%			
Pre-Nursing	2	1%			
Psychology	10	3%			
Radio and Television	3	1%			

[illegible]

Attachment B

Mesa College Transfers to Independent & Out of State Institutions

Term of Last Attendance

Mesa

[illegible]

Cumulative Units	Frequency	%
0-10	269	35%
10.5-19.5	115	15%
20-29.5	95	12%
30-39.5	59	8%
40-49.5	38	5%
50-59.5	38	5%
60-69.5	33	4%
70-79.5	31	4%
80-89.5	27	4%
90-99.5	16	2%
100-109.5	12	2%
110-119.5	3	0%
120+	7	1%
Missing	18	2%
Total	761	100%
Average Cumulative Units:	29.18	
GPA	Frequency	%
0-.9	60	8%
1-1.9	42	6%
2.0-2.49	121	16%
2.5-2.99	158	21%
3.0-3.49	195	26%
3.5-4.0	167	22%
Missing	18	2%
Total	761	100%
Average GPA:	2.73	

San Diego Mesa College Transfers to Independents					
Transfers by Major					
	Major	Frequency			
Accounting	19	2%			
Administration of Justice	7	1%			
American Sign Language Interp	2	0%			
Anthropology	3	0%			
Apprentice Roofer	1	0%			
Architecture	6	1%			
Art - Fine Art	7	1%			
Art - Graphic Design	1	0%			
Aviation Occupations	3	0%			
Biology	30	4%			
Building Constr Tech - Cons Tech	1	0%			
Business	56	7%			
Business Administration	5	1%			
Business Management	4	1%			
C&N: Nutrition	1	0%			
Child Development	12	2%			
Commercial Art	1	0%			
Computer/Information Science	26	3%			
Consumer & Nutrition Studies	1	0%			
Drafting	1	0%			
Dramatic Arts	4	1%			
Electricity	1	0%			
Electronics Tech - Digital	1	0%			
Electronics Tech - General	4	1%			
Engineering	17	2%			
English	6	1%			
Escrow	1	0%			
Fashion	2	0%			
Fire Technology	2	0%			
Flight Attendant	2	0%			
Food Service Occupations	3	0%			
Foreign Language	5	1%			
Foreign Language - French	1	0%			
Health Information Technology	1	0%			
Humanities	1	0%			
Interior Design	7	1%			
Journalism	4	1%			
Labor Studies	2	0%			
Legal Assistant	1	0%			
Liberal Arts	42	6%			
Liberal Arts - Option 1	10	1%			
Liberal Arts - Option 2	1	0%			
Marketing	6	1%			
Marketing-Management	1	0%			

San Diego Mesa College Transfers to Independents					
Transfers by Major					
	Major	Frequency			
Mathematics	5	1%			
Medical Assisting	2	0%			
Music	4	1%			
Off Info Sys - General	1	0%			
Off Info Sys - Word Processing	1	0%			
Physical Education	6	1%			
Physical Science - Chemistry	4	1%			
Physical Science - Engineering	3	0%			
Physical Science - Physics	2	0%			
Physical Science General	4	1%			
Physical Therapy Assistant	1	0%			
Psychology	30	4%			
Purchasing & Materials Mgt	1	0%			
Radio and Television	2	0%			
Radiologic Technology	1	0%			
Real Estate	1	0%			
Recreation Administration	1	0%			
Registered Dental Assistant	1	0%			
Selected Studies	10	1%			
Social Science - History	8	1%			
Social Science - Philosophy	2	0%			
Social Science - Political Science	5	1%			
Social Sciences	2	0%			
Social Welfare	1	0%			
Social Welfare - Comm Hm Svs	1	0%			
Sociology	9	1%			
Special Major	1	0%			
Technical Illustration	1	0%			
Transfer	92	12%			
Unclass Restricted Tech Prog	15	2%			
Undeclared or Unclass A&S	231	30%			
Water/Waste Water Technology	1	0%			
Total	761	100%			

Attachment C

Miramar College

Transfers to Independent & Out of State Institutions

[illegible]

Term of Last Attendance

[illegible]

San Diego Miramar College Transfers to Independents

Cummulative Units and GPAs

Cumulative Units	Frequency	%
0-10	80	32%
10.5-19.5	42	17%
20-29.5	28	11%
30-39.5	27	11%
40-49.5	18	7%
50-59.5	10	4%
60-69.5	16	6%
70-79.5	7	3%
80-89.5	9	4%
90-99.5	3	1%
100-109.5	3	1%
110-119.5	1	0%
120+	2	1%
Missing	3	1%
Total	249	100%
Average Cumulative Units:	29.42	
GPA	Frequency	%
0-.9	10	4%
1-1.9	11	4%
2.0-2.49	25	10%
2.5-2.99	48	19%
3.0-3.49	68	27%
3.5-4.0	84	34%
Missing	3	1%
Total	249	100%
Average GPA:	3.03	

San Diego Miramar College Transfers to Independents				
Transfers by Major				
Major	Frequency	%		
Accounting	1	0%		
Administration of Justice	46	18%		
Administration of Justice - Pre-Law	2	1%		
Anthropology	1	0%		
Art - Fine Art	1	0%		
Art - Graphic Design	1	0%		
Automotive Technology	1	0%		
Aviation Maintenance Tech	3	1%		
Aviation Occupations	3	1%		
Behavioral Science - Chem Dep	1	0%		
Biology	5	2%		
Building Construction Tech	1	0%		
Business	19	8%		
Business Administration	2	1%		
Business Management	1	0%		
Child Development	5	2%		
Computer/Information Science	11	4%		
Engineering	6	2%		
English	1	0%		
Fashion - Fashion Merchandising	1	0%		
Fire Protection Technology	1	0%		
Fire Science	1	0%		
Fire Technology	3	1%		
Interior Design	1	0%		
Legal Assistant	3	1%		
Liberal Arts	11	4%		
Liberal Arts - Option 1	4	2%		
Marketing	1	0%		
Mathematics	1	0%		
Music	1	0%		
Phys Science - Chemistry	1	0%		
Physical Science General	1	0%		
Psychology	7	3%		
Social Science - History	1	0%		
Social Sciences	1	0%		
Transfer	19	8%		
Unclass Restricted Tech Prog	3	1%		
Undeclared or Unclass A&S	77	31%		
Total	249	100%		

Attachment D

**National
University**

National University				
Demographic Analysis				
Transfers to National by College	Frequency	%		
City	155	26%		
Mesa	300	50%		
Miramar	136	22%		
ECC	14	2%		
Total	605	100%		
Sex	Frequency	%		
F	345	57%		
M	260	43%		
Total	605	100%		
Ethnicity	Frequency	%		
American Indian	11	2%		
Asian	47	8%		
African American	73	12%		
White	288	48%		
Latino	97	16%		
Filipino	41	7%		
Other Unknown	16	3%		
Decline to State	32	5%		
Total	605	100%		
Education Objective	Frequency	%		
Unknown	11	2%		
Obtain BA after completing AA	229	38%		
Obtain BA without completing AA	140	23%		
Obtain AA without transfer	19	3%		
Obtain 2 year vocational degree w/o transfer	4	1%		
Earn voc.cert. without transfer	5	1%		
Discover new career interests	17	3%		
Prepare for new career	38	6%		
Advance in current job	35	6%		
Maintain certificate/license	13	2%		
Educational Development	13	2%		
Improve basic skills	4	1%		
Complete credits for h.s. diploma	2	0%		
Undecided	57	9%		
Unreported	18	3%		
Total	605	100%		

National University

Term of Last Attendance Prior to Transfer	

[illegible]

National University			
Transfers by Major			
Major	Frequency		
Accounting	12		
Administration of Justice	48		
American Sign Language Interp	1		
Anthropology	2		
Architecture	1		
Art - Fine Art	2		
Art - Graphic Design	2		
Automotive Technology	1		
Aviation Maintenance Tech	1		
Aviation Occupations	3		
Behavioral Science - Alcohol & Drug	1		
Behavioral Science - Chem Dep	1		
Behavioral Science - Psychology	1		
Biology	17		
Business	32		
Business Administration	3		
Business Management	2		
C&N: Nutrition	1		
Child Development	16		
Commercial Art	2		
Computer Business Technology	1		
Computer/Information Science	32		
Cosmetology	1		
Drafting - Engr Drawing	1		
Dramatic Arts	1		
Elec Tech - Electronic System	3		
Electricity	1		
Electronics Tech - General	2		
Engineering	12		
Engineering Technology	1		
English	6		
Environmental Control Tech	2		
Fashion	1		
Fire Technology	2		
Flight Attendant	1		
Food Service Occupations	2		
Foreign Language	6		
Humanities	1		
Interior Design	3		
Journalism	1		
Legal Assistant	3		
Liberal Arts	41		
Liberal Arts - Option 1	14		
Marketing	5		

National University			
Transfers by Major			
Major	Frequency		
Marketing - Management	1		
Mathematics	3		
Music	2		
Off Info Sys - General	2		
Off Info Sys - Word Processing	1		
Phys Sci - Engineering	2		
Physical Education	6		
Physical Science General	1		
Physical Therapist Asst	1		
Pre-Nursing	2		
Psychology	27		
Radio and Television	3		
Real Estate	1		
Registered Dental Assistant	1		
Selected Studies	5		
Social Science - History	5		
Social Science - Philosophy	1		
Social Science - Political Sci	3		
Social Sciences	3		
Social Welfare	2		
Social Welfare - Comm Hm Scs	1		
Sociology	8		
Speech Communications	2		
Technical Illustration	1		
Transfer	58		
Unclass Restricted Tech Prog	12		
Undeclared or Unclass A&S	159		
Total	605		

Attachment E

Institutional List

Transcript Tracking Study					
School List					
	School Name	Date Received	Date Follow-Up	# Applied	# Enrolled
1	ACADEMY OF ART COLLEGE	12/20/00		3	2
2	ALABAMA A&M	12/20/00		1	0
3	ALBANY STATE UNIVERSITY	12/08/00		1	0
4	AMBER UNIVERSITY		02/13/01	1	
5	AMERICAN ACADEMY OF ARTS- CHICAGO	12/20/00		1	1
6	AMERICAN INTERCONTINENTAL UNIV	12/01/00		2	2
7	ANDREWS UNIVERSITY	12/20/00		1	1
8	ANTIOCH UNIVERSITY-SEATTLE	12/20/00		1	1
9	AQUINAS COLLEGE-MICHIGAN		02/01/01	1	1
10	ARIZONA STATE UNIVERSITY	12/05/00		11	7
11	ARIZONA WESTERN COLLEGE	12/08/00		3	3
12	ARKANSAS TECH	12/20/00		1	1
13	ARMSTRONG ATLANTIC UNIVERSITY	12/20/00		3	1
14	ART CENTER OF DESIGN-PASADENA	12/20/00		3	3
15	AUBURN UNIVERSITY	12/20/00		1	1
16	AZUSA PACIFIC UNIVERSITY	12/05/00		10	2
17	BAKER COLLEGE-FLINT		01/05/01	3	2
18	BALDWIN WALLACE		01/05/01	1	1
19	BALL STATE	12/20/00		1	1
20	BARD COLLEGE		02/02/01	1	1
21	BARRY UNIVERSITY	12/20/00		3	3
22	BASTYR UNIVERSITY		02/02/01	1	1
23	BAYLOR UNIVERSITY		02/02/01	1	1
24	BEAVER COLLEGE	12/20/00		1	1
25	BERKLEY	12/20/00		1	1
26	BETHANY COLLEGE	12/20/00		2	1
27	BETHANY COLLEGE-LAS VEGAS	12/08/00		1	1
28	BETHEL COLLEGE-NORTH NEWTON	12/08/00		1	1
29	BIOLA UNIVERSITY	12/22/00		8	3
30	BOISE STATE UNIVERSITY	12/20/00		7	4
31	BOSTON COLLEGE		01/05/01	1	0
32	BOSTON UNIVERSITY		01/05/01	3	0
33	BRADLEY UNIVERSITY- PEORIA		02/02/01	1	1
34	BRENAU UNIVERSITY		02/13/01	1	0
35	BRIDGEWATER		01/10/01	1	0
36	BRIGHAM YOUNG UNIVERSITY	12/05/00		10	3
37	BROWN UNIVERSITY	12/20/00		3	0
38	BYU HAWAII			3	3
39	CALIFORNIA BAPTIST	12/20/00		1	0
40	CALIFORNIA COAST COLLEGE	12/11/00		1	1
41	CALIFORNIA COLLEGE OF THE ARTS			1	0

Transcript Tracking Study					
School List					
	School Name	Date Received	Date Follow-Up	# Applied	# Enrolled
42	CALIFORNIA LUTHERAN		01/05/01	1	0
43	CAMPBELL UNIVERSITY	12/01/00		2	1
44	CARDINAL STRICHT UNIVERSITY	12/20/00		1	0
45	CASE WESTERN	12/20/00		2	0
46	CENTER FOR CREATIVE STUDIES	12/20/00		1	0
47	CENTRAL CONNECTICUT	01/03/01		1	1
48	CENTRAL MICHIGAN UNIVERSITY		01/09/01	2	0
49	CENTRAL MISSOURI STATE UNIVERSITY	12/20/00		1	1
50	CHAMINADE	12/20/00		2	2
51	CHAPMAN UNIVERSITY- CONCORD	12/20/00		2	2
52	CHAPMAN UNIVERSITY- IRVINE	12/05/00		1	0
53	CHAPMAN UNIVERSITY- MORENO	12/20/00		4	3
54	CHAPMAN UNIVERSITY- ORANGE		01/16/01	9	6
55	CHAPMAN UNIVERSITY- PALM DESERT		02/13/01	3	
56	CHAPMAN UNIVERSITY- SAN DIEGO	12/01/00		65	44
57	CHAPMAN UNIVERSITY- SANTA MARIA		02/13/01	1	
58	CHAPMAN UNIVERSITY- SILVERDALE	12/20/00		1	1
59	CHAPMAN UNIVERSITY-COACHELL		02/13/01	1	
60	CHAPMAN UNIV-OAK HARBOR	12/05/00		1	1
61	CHAPMAN- YUBA CITY	12/20/00		1	1
62	CHAPMAN-VISALIA	12/20/00		1	1
63	CHARTER OAK STATE COLLEGE		02/07/01	1	0
64	CHICAGO STATE UNIVERSITY	12/20/00		1	0
65	CHRISTIAN HERITAGE COLLEGE	12/01/00		22	12
66	CHRISTOPHER NEWPORT UNIVERSITY	01/03/01		3	2
67	CITY UNIVERSITY OF NEW YORK		02/13/01	9	
68	CITY UNIVERSITY OF BELLEVUE	01/03/01		3	3
69	CLARK ATLANTA UNIV-GEORGIA		02/13/01	2	1
70	CLARKSON		01/08/01	1	0
71	CLAYTON STATE UNIVERSITY		01/08/01	1	0
72	CLEMSON UNIVERSITY	01/03/01		2	1
73	CLEVELAND STATE UNIVERSITY	12/05/00		2	2
74	COGSWELL POLYTECH COLLEGE	12/05/00		2	1
75	COLEMAN COLLEGE	12/01/00		56	15
76	COLLEGE OF NOTRE DAME	12/08/00		3	0
77	COLLEGE OF SANTA FE	12/20/00		1	1
78	COLLEGE OF SOUTHERN IDAHO	12/20/00		1	1
79	COLLEGE OF WEST VIRGINIA		02/06/01	1	1
80	COLORADO CHRISTIAN		01/12/01	2	2
81	COLORADO STATE UNIVERSITY	12/01/00		4	4
82	COLORADO TECH		02/13/01	1	
83	COLUMBIA COLLEGE	12/11/00		5	2

Transcript Tracking Study					
School List					
	School Name	Date Received	Date Follow-Up	# Applied	# Enrolled
84	COMMONWEALTH INTERNATIONAL UNIV	12/07/00		6	4
85	CONCORDIA UNIVERSITY	12/04/00		3	1
86	COOPER UNION		02/02/01	2	0
87	COPPIN STATE	01/03/01		1	1
88	CORNELL UNIVERSITY	12/05/00		4	3
89	CREIGHTON UNIVERSITY		02/02/01	1	1
90	CRISWELL COLLEGE	12/19/00		1	0
91	CULINARY INSTITUTE OF AMERICA	12/20/00		3	1
92	CULVER STOCKTON COLLEGE	12/20/00		1	1
93	CUMBERLAND UNIVERSITY		02/05/01	1	1
94	DALLAS BAPTIST	12/20/00		1	1
95	DALLAS CHRISTIAN	12/20/00		1	1
96	DANA COLLEGE	12/20/00		1	0
97	DAVENPORT UNIVERSITY	12/20/00		1	1
98	DELTA STATE UNIVERSITY		02/06/01	1	1
99	DEPAUL UNIVERSITY		01/10/01	2	1
100	DESIGN INSTITUTE OF SAN DIEGO	12/01/00		17	16
101	DEVRY INST - ALPHARETTA	12/11/00		2	1
102	DEVRY INSTITUTE- LONG BEACH		02/13/01	1	1
103	DEVRY INSTITUTE-CHICAGO		02/07/01	1	1
104	DEVRY INSTITUTE-FREMONT	12/20/00		1	1
105	DEVRY INSTITUTE-POMONA		01/10/01	1	1
106	DEVRY-ADDITION, IL	12/20/00		1	0
107	DEVRY-COLUMBUS	12/20/00		2	1
108	DOMINICAN COLLEGE	12/20/00		4	2
109	DREXEL	12/20/00		1	0
110	EAST CAROLINA UNIVERSITY	12/20/00		3	0
111	EAST STROUDSBURG	12/20/00		1	1
112	EAST TENNESSEE STATE	12/20/00		1	1
113	EASTERN COLLEGE	12/20/00		1	0
114	EASTERN CONNECTICUT COLLEGE	12/20/00		1	0
115	EASTERN MICHIGAN	01/03/01		1	0
116	EASTERN OREGON	12/20/00		1	0
117	EASTMAN SCHOOL OF MUSIC		01/08/01	1	1
118	ECKERD COLLEGE	12/20/00		1	1
119	EDUCATION AMERICA	12/20/00		5	4
120	ELIZABETH CITY STATE UNIVERSITY		02/06/01	1	1
121	EMBRY RIDDLE - DAYTONA BEACH	12/05/00		2	1
122	EMBRY RIDDLE - INDIANAPOLIS	12/08/00		1	0
123	EMBRY RIDDLE - PRESCOTT	12/20/00		2	2
124	EMBRY RIDDLE- OAK HARBOR WA			1	1
125	EMBRY RIDDLE-EDWARDS	12/08/00		1	0

Transcript Tracking Study					
School List					
	School Name	Date Received	Date Follow-Up	# Applied	# Enrolled
126	EMBRY RIDDLE-EVERETT	12/20/00		1	1
127	EMBRY RIDDLE-FT EUSTIS	12/05/00		1	1
128	EMBRY RIDDLE-FT WORTH	12/05/00		1	1
129	EMBRY RIDDLE-KAILUA	12/20/00		1	0
130	EMBRY RIDDLE-LANGLEY AFB	12/20/00		1	1
131	EMBRY RIDDLE-MARCH AFB		01/08/01	1	1
132	EMBRY RIDDLE-PATUX	12/20/00		1	1
133	EMBRY RIDDLE-PORT HUANEME	12/20/00		3	3
134	EMBRY RIDDLE-SAN DIEGO	12/20/00		6	6
135	EMBRY RIDDLE-SPRINGFIELD		01/08/01	1	0
136	EMPORIA STATE UNIVERSITY			1	0
137	EVERGREEN STATE	01/03/01		1	1
138	FARLEIGH DICKINSON UNIVERSITY		02/07/01	1	1
139	FITCHBURG STATE UNIVERSITY	01/03/01		3	1
140	FLAGER COLLEGE		01/09/01	1	0
141	FLORIDA ATLANTIC		01/10/01	2	1
142	FLORIDA GULF COAST UNIVERSITY	12/20/00		1	1
143	FLORIDA INSTITUTE OF TECHNOLOGY		01/08/01	1	1
144	FLORIDA INTERNATIONAL		01/08/01	5	3
145	FLORIDA METROPOLITAN	12/20/00		2	1
146	FLORIDA STATE UNIVERSITY	01/03/01		5	3
147	FORT LEWIS COLLEGE	12/20/00		2	2
148	FRAMINGHAM STATE COLLEGE	12/20/00		1	1
149	FRANCISCAN SCHOOL OF THEOLOGY	12/05/00		1	1
150	FRANKLIN UNIVERSITY	12/08/00		1	1
151	FRESNO PACIFIC UNIVERSITY	12/20/00		5	0
152	FRIENDS UNIVERSITY		02/06/01	1	1
153	GASTON	12/20/00		1	0
154	GEORGE MASON UNIVERSITY		01/08/01	6	3
155	GEORGE WASHINGTON		01/10/01	2	1
156	GEORGETOWN UNIVERSITY	12/20/00		5	0
157	GEORGIA STATE UNIVERSITY	12/18/00		5	2
158	GOLDEN GATE BAPTIST	12/20/00		1	1
159	GOLDEN GATE UNIVERSITY		01/09/01	3	0
160	GONZAGA UNIVERSITY		02/05/01	3	1
161	GOUCHER	12/20/00		1	0
162	GOVERNOR'S STATE	12/22/00		1	1
163	GRACE UNIVERSITY		02/02/01	1	0
164	GRACELAND	12/20/00		1	1
165	GRAND VALLEY STATE UNIVERSITY		02/05/01	1	1
166	GRANDVIEW COLLEGE	12/20/00		1	1
167	HAMPSHIRE COLLEGE	12/20/00		1	0

Transcript Tracking Study					
School List					
	School Name	Date Received	Date Follow-Up	# Applied	# Enrolled
168	HAMPTON UNIVERSITY	01/02/01		6	0
169	HARVARD UNIVERSITY	12/20/00		4	0
170	HAWAII PACIFIC UNIVERSITY	01/03/01		14	10
171	HENRY COGSWELL	12/20/00		1	1
172	HOLY FAMILY COLLEGE		02/05/01	1	1
173	HOLY NAME COLLEGE		02/05/01	1	1
174	HOPE INTERNATIONAL		01/10/01	1	1
175	HUSSON COLLEGE			1	0
176	IDAHO STATE UNIVERSITY	12/01/00		1	1
177	ILLINOIS STATE UNIVERSITY	12/05/00		2	1
178	INDIANA INSTITUTE OF TECHNOLOGY	12/20/00		1	1
179	INDIANA STATE UNIVERSITY		01/08/01	1	1
180	INDIANA UNIVERSITY - BLOOMINGTON		01/10/01	2	0
181	INDIANA UNIVERSITY - KOKOMO	12/20/00		1	0
182	INDIANA UNIVERSITY- INDIANAPOLIS	12/20/00		3	2
183	INDIANA UNIVERSITY-NORTHWEST		02/05/01	1	1
184	INDIANA WESLEYAN UNIVERSITY	12/20/00		3	0
185	JACKSONVILLE UNIVERSITY		02/13/01	2	
186	JOHN BROWN UNIVERSITY		02/07/01	2	2
187	JOHN F. KENNEDY UNIVERSITY		02/05/01	1	1
188	JOHNS HOPKINS UNIVERSITY	01/09/01		1	0
189	JOHNSON & WALES UNIV-DENVER	12/05/00		4	3
190	JONES INTERNATIONAL UNIVERSITY	12/20/00		2	0
191	KEAN UNIVERSITY		01/10/01	2	1
192	KELSEY-JENNEY COLLEGE	12/01/00		2	2
193	KENDALL COLLEGE OF ART	12/20/00		1	0
194	KENNESAW STATE UNIVERSITY		02/13/01	5	1
195	LA SIERRA UNIVERSITY		02/13/01	2	
196	LAKE SUPERIOR STATE UNIVERSITY		02/05/01	1	1
197	LENOIR RYHNE COLLEGE	12/20/00		1	1
198	LETORNEAU UNIVERSITY		02/05/01	1	1
199	LEWIS UNIVERSITY		01/01/01	2	0
200	LIBERTY UNIVERSITY	12/05/00		2	2
201	LINDENWOOD COLLEGE	12/20/00		1	1
202	LOMA LINDA UNIVERSITY	12/01/00		10	8
203	LOUISIANA STATE UNIVERSITY	12/08/00		2	2
204	LOURDES COLLEGE	12/20/00		1	1
205	LOYOLA MARYMOUNT UNIVERSITY	12/05/00		14	2
206	LOYOLA UNIVERSITY		01/11/01	1	0
207	LOYOLA UNIVERSITY-CHICAGO		02/07/01	1	1
208	LYCOMING COLLEGE	02/08/01		1	1
209	MAHARISHI UNIVERSITY		02/06/01	1	0

Transcript Tracking Study					
School List					
	School Name	Date Received	Date Follow-Up	# Applied	# Enrolled
210	MARIST COLLEGE		01/11/01	1	1
211	MARY WASHINGTON COLLEGE		01/16/01	1	1
212	MARYMOUNT COLLEGE	12/04/00		1	0
213	MCMURRAY UNIVERSITY		01/11/01	2	1
214	MEREDITH COLLEGE			1	1
215	MESA STATE COLLEGE	12/20/00		1	0
216	METRO STATE COLLEGE-DENVER	12/01/00		6	6
217	METROPOLITAN ST COLLEGE-MINNESOTA		01/11/01	4	4
218	MIAMI UNIVERSITY - OHIO	12/11/00		1	1
219	MICHIGAN STATE UNIVERSITY	01/03/01		4	2
220	MID-AMERICA BIBLE		01/12/01	1	1
221	MIDDLE TENNESSEE STATE UNIVERSITY	12/19/00		2	2
222	MILWAUKEE SCHOOL ENGINEERING	12/11/00		1	1
223	MINNESOTA STATE UNIV-MANKATO	12/20/00		1	1
224	MISSOURI SOUTHERN STATE	12/20/00		2	2
225	MISSOURI VALLEY STATE COLLEGE		02/06/01	1	1
226	MONMOUTH		01/12/01	1	1
227	MONTANA STATE UNIVERSITY	12/20/00		17	5
228	MONTEREY INSTITUTE	01/05/01		1	0
229	MOREHOUSE	12/20/00		1	0
230	MOUNT ST. MARY'S COLLEGE		01/12/01	2	0
231	MT. OLIVE COLLEGE		02/06/01	2	0
232	NAROPA INSTITUTE		02/13/01	2	2
233	NATIONAL AMERICAN UNIVERSITY	12/20/00		1	0
234	NATIONAL LOUIS UNIVERSITY	12/20/00		1	0
235	NATIONAL UNIVERSITY		01/29/01	736	727
236	NEBRASKA WESLEYAN	12/21/00		1	1
237	NEW MEXICO STATE UNIVERSITY	12/01/00		3	3
238	NEW SCHOOL OF ARCHITECTURE	12/01/00		1	0
239	NEW YORK SCHOOL OF INTERIOR DESIGN	12/20/00		1	0
240	NEW YORK UNIVERSITY		02/13/01	6	
241	NEWMAN UNIVERSITY	12/20/00		1	1
242	NEWPORT UNIVERSITY	12/11/00		1	0
243	NORFOLK STATE UNIVERSITY		02/13/01	6	1
244	NORTH CAROLINA STATE UNIVERSITY	01/03/01		4	1
245	NORTHEASTERN ILLINOIS	12/20/00		2	1
246	NORTHEASTERN STATE UNIVERSITY	12/11/00		1	1
247	NORTHERN ARIZONA UNIVERSITY	01/01/01		16	11
248	NORTHERN ARIZONA UNIVERSITY-LAKE HAVASU			1	1
249	NORTHERN ILLINOIS UNIV-DE KALB	12/08/00		2	1
250	NORTHERN KENTUCKY UNIVERSITY	12/20/00		1	1
251	NORTHWEST NAZARENE UNIVERSITY		02/06/01	1	0

Transcript Tracking Study					
School List					
	School Name	Date Received	Date Follow-Up	# Applied	# Enrolled
252	NORTHWESTERN COLLEGE- MINNESOTA			1	1
253	NORTHWESTERN STATE	12/20/00		1	0
254	NORTHWOOD UNIVERSITY-TEXAS		02/06/01	1	1
255	OAKLAND UNIVERSITY		01/16/01	2	2
256	OAKWOOD COLLEGE	01/17/01		1	0
257	OCCIDENTAL COLLEGE		01/12/01	1	0
258	OGLETHORPE		01/23/01	1	1
259	OHIO NORTHERN UNIVERSITY	12/06/00		2	0
260	OHIO STATE UNIVERSITY	12/20/00		2	2
261	OLD DOMINION UNIVERSITY		01/19/01	13	4
262	OREGON INSTITUTE OF TECHNOLOGY	12/20/00		1	1
263	OREGON STATE UNIVERSITY	12/05/00		4	4
264	OTIS COLLEGE OF ART AND DESIGN		01/12/01	1	0
265	OTTAWA UNIVERSITY		02/06/01	1	1
266	OUR LADY HOLY CROSS COLLEGE		01/23/01	2	1
267	OUR LADY OF THE LAKE		02/02/01	1	0
268	PACE UNIVERSITY	12/05/00		3	1
269	PACIFIC COLLEGE ORIENTAL MED	12/04/00		2	1
270	PACIFIC LUTHERAN		01/17/01	1	0
271	PARSON'S SCHOOL OF DESIGN			2	1
272	PENN STATE UNIVERSITY	12/20/00		2	0
273	PEPPERDINE UNIVERSITY	12/01/00		12	7
274	PITTSBURGH STATE	12/20/00		2	2
275	PLATTSBURGH STATE	12/20/00		1	0
276	POINT LOMA NAZARENE COLLEGE	12/07/00		55	32
277	PORTLAND STATE UNIVERSITY	12/05/00		12	9
278	PRATT INSTITUTE		01/22/01	1	1
279	PRESCOTT COLLEGE		02/02/01	1	0
280	PROVIDENCE BAPTIST COLLEGE	12/11/00		1	1
281	PROVIDENCE COLLEGE	12/20/00		2	0
282	RADFORD UNIVERSITY		02/06/01	1	1
283	RAMAPO	12/20/00		1	1
284	REGENTS COLLEGE	12/05/00		41	34
285	REGIS UNIVERSITY		02/01/01	4	2
286	RHODE ISLAND COLLEGE		02/13/01	1	
287	RICHARD STOCKTON	12/20/00		1	0
288	ROCHESTER TECHNICAL	12/22/00		1	1
289	ROGER WILLIAMS	01/03/01		1	1
290	ROLLINS COLLEGE		01/31/01	2	2
291	ROOSEVELT	12/20/00		1	0
292	RUTGERS		01/29/01	2	1
293	SACRED HEART UNIVERSITY		01/25/01	1	1

Transcript Tracking Study					
School List					
	School Name	Date Received	Date Follow-Up	# Applied	# Enrolled
294	SAM HOUSTON STATE UNIVERSITY	12/20/00		1	0
295	SANTA CLARA UNIVERSITY		01/23/01	1	0
296	SAVANNAH STATE		01/30/01	1	0
297	SCHILLER INTERNATIONAL	12/20/00		1	0
298	SCHOOL OF VISUAL ARTS		01/16/01	1	0
299	SEATTLE UNIVERSITY	12/01/00		1	0
300	SETON HALL UNIVERSITY		01/16/01	1	0
301	SHORTER COLLEGE		01/16/01	2	2
302	SIERRA NEVADA	12/20/00		1	0
303	SIMPSON COLLEGE	01/03/01		1	0
304	SKIDMORE COLLEGE		02/06/01	1	1
305	SOUTHEASTERN LOUISIANA STATE		01/23/01	1	0
306	SOUTHERN ILLINOIS- VIRGINIA BEACH		02/07/01	1	0
307	SOUTHERN ARKANSAS		01/16/01	1	0
308	SOUTHERN CA BIBLE COLLEGE		01/29/01	5	2
309	SOUTHERN CONNECTICUT		01/29/01	1	1
310	SOUTHERN ILLIN UNIV-GREAT LAKES		01/23/01	1	1
311	SOUTHERN ILLINOIS- BETHESDA, MARYLAND		02/07/01	1	1
312	SOUTHERN ILLINOIS- EDWARDSVILLE		02/07/01	2	1
313	SOUTHERN ILLINOIS UNIV-CARBONDALE	12/20/00		1	1
314	SOUTHERN ILLINOIS UNIV-CORONADO/SD	12/01/00		31	30
315	SOUTHERN ILLINOIS-BATON ROUGE			2	0
316	SOUTHERN OREGON UNIVERSITY	12/20/00		2	1
317	SOUTHWEST MISSOURI STATE	12/20/00		3	0
318	SOUTHWEST TEXAS STATE	12/20/00		2	1
319	SOUTHWESTERN LOUISIANA STATE		01/16/01	1	0
320	SPRING ARBOR COLLEGE		02/06/01	1	0
321	SPRINGFIELD COLLEGE	12/20/00		1	1
322	ST LEO COLLEGE	12/22/00		2	2
323	ST LOUIS UNIVERSITY	12/11/00		1	0
324	ST. CLOUD STATE UNIVERSITY		02/05/01	4	4
325	ST. EDWARDS UNIVERSITY		02/05/01	1	0
326	ST. GREGORY'S UNIVERSITY		02/06/01	1	0
327	ST. JOSEPH'S-PHILADELPHIA	12/20/00		1	1
328	ST. MARY'S COLLEGE OF MARYLAND		02/02/01	1	0
329	ST. MARY'S-SACRAMENTO	12/20/00	01/19/01	4	3
330	STANFORD UNIVERSITY		02/08/01	18	
331	STATE UNIVERSITY OF WEST GEORGIA		02/05/01	1	0
332	STEPHEN F. AUSTIN STATE		02/01/01	2	1
333	STRAYER		02/02/01	8	4
334	SUNY- ALBANY		01/31/01	2	0
335	SUNY-NEW PALTZ	01/03/01		1	0

Transcript Tracking Study					
School List					
	School Name	Date Received	Date Follow-Up	# Applied	# Enrolled
336	SUNY-PURCHASE	12/20/00		1	1
337	SUNY-TECHNOLOGY		02/05/01	1	1
338	TARLETON STATE UNIVERSITY		02/05/01	1	1
339	TEMPLE	12/20/00		3	3
340	TENNESSEE TECH		02/05/01	1	1
341	TEXAS A & M KINGVILLE			2	0
342	TEXAS A&M COLLEGE STATION	01/03/01		2	0
343	TEXAS A&M UNIV-CORPUS CHRISTI	12/01/00		4	0
344	TEXAS SOUTHERN UNIVERSITY		01/31/01	1	0
345	TEXAS WESLEYAN	12/20/00		1	0
346	TEXAS WOMAN'S UNIV		01/23/01	2	1
347	THOMAS EDISON STATE COLLEGE	12/20/00		8	8
348	TOWSON UNIVERSITY		02/06/01	1	1
349	TROY STATE UNIVERSITY		02/06/01	3	3
350	TUSCULUM		02/13/01	1	0
351	U.S. INTERNATIONAL UNIVERSITY	12/05/00		9	8
352	UNIVERSITY OF ALABAMA- BIRMINGHAM			1	0
353	UNIVERSITY OF ALABAMA-HUNTSVILLE	12/01/00		1	1
354	UNIVERSITY OF ALASKA-JUNEAU	12/20/00		2	1
355	UNIVERSITY OF ANCHORAGE		02/07/01	4	4
356	UNIVERSITY OF ARIZONA	12/01/00		9	8
357	UNIVERSITY OF ARKANSAS		02/05/01	2	0
358	UNIVERSITY OF BALTIMORE	12/20/00		2	2
359	UNIVERSITY OF CENTRAL ARKANSAS		02/05/01	1	1
360	UNIVERSITY OF CENTRAL FLORIDA	12/05/00		1	0
361	UNIVERSITY OF CENTRAL OKLAHOMA	12/20/00		1	1
362	UNIVERSITY OF CINNCINATI	01/03/01		2	0
363	UNIVERSITY OF COLORADO - DENVER	12/01/00		7	4
364	UNIVERSITY OF COLORADO- BOULDER		01/29/01	9	7
365	UNIVERSITY OF COLORADO-COL SPRINGS		01/19/01	4	3
366	UNIVERSITY OF DENVER	12/20/00		6	4
367	UNIVERSITY OF FLORIDA - GAINESVILLE	12/20/00		1	1
368	UNIVERSITY OF GREAT FALLS	12/20/00		2	1
369	UNIVERSITY OF GUADALARA -TEXAS	12/22/00		1	0
370	UNIVERSITY OF HAWAII	12/05/01		17	9
371	UNIVERSITY OF HOUSTON	12/11/00		6	1
372	UNIVERSITY OF IDAHO	12/08/00		1	0
373	UNIVERSITY OF ILLINOIS - CHICAGO	12/05/00		9	0
374	UNIVERSITY OF ILLINOIS-SPRINGFIELD	12/20/00		1	1
375	UNIVERSITY OF ILLINOIS-URBANA	12/20/00		1	0
376	UNIVERSITY OF IOWA	12/20/00		2	1
377	UNIVERSITY OF KANSAS	01/03/01		1	1

Transcript Tracking Study					
School List					
	School Name	Date Received	Date Follow-Up	# Applied	# Enrolled
378	UNIVERSITY OF KENTUCKY	12/20/00		1	1
379	UNIVERSITY OF LA VERNE- BURBANK		02/05/01	2	2
380	UNIVERSITY OF LOUISVILLE	12/20/00		3	2
381	UNIVERSITY OF MAINE	12/20/00		1	1
382	UNIVERSITY OF MARY HARDIN BAYLOR	12/20/00		1	0
383	UNIVERSITY OF MARYLAND	12/07/00		35	19
384	UNIVERSITY OF MASSACHUSETTS- LOWELL		02/07/01	1	0
385	UNIVERSITY OF MASSACHUSETTS-AMHERST	12/20/00		2	2
386	UNIVERSITY OF MASSACHUSETTS-BOSTON	12/01/00		2	0
387	UNIVERSITY OF MEMPHIS	12/05/00		2	2
388	UNIVERSITY OF MIAMI		01/22/01	3	1
389	UNIVERSITY OF MICHIGAN	01/18/01		1	0
390	UNIVERSITY OF MICHIGAN-DEARBORN		02/06/01	1	1
391	UNIVERSITY OF MINNESOTA	12/20/00		1	1
392	UNIVERSITY OF MISSOURI-KANSAS CITY	12/20/00		1	0
393	UNIVERSITY OF MISSOURI-ROLLA		01/22/01	1	1
394	UNIVERSITY OF MISSOURI-ST LOUIS	12/11/00		4	1
395	UNIVERSITY OF MONTANA	12/05/00		2	1
396	UNIVERSITY OF NEBRASKA	01/03/01		2	1
397	UNIVERSITY OF NEVADA - LAS VEGAS	12/11/00		22	10
398	UNIVERSITY OF NEVADA - RENO	12/08/00		5	4
399	UNIVERSITY OF NEW MEXICO	12/08/00		5	3
400	UNIVERSITY OF NEW ORLEANS		02/13/01	5	
401	UNIVERSITY OF NORTH CAROLINA - CHAPEL	12/20/00		1	1
402	UNIVERSITY OF NORTH CAROLINA - CHARLO	12/20/00		2	2
403	UNIVERSITY OF NORTH CAROLINA - WILMINGTON		01/17/01	2	2
404	UNIVERSITY OF NORTH DAKOTA	12/20/00		1	1
405	UNIVERSITY OF NORTH FLORIDA	01/24/01		11	6
406	UNIVERSITY OF NORTH TEXAS	12/20/00		4	3
407	UNIVERSITY OF NORTHERN IOWA	12/20/00		2	1
408	UNIVERSITY OF NORTHERN VIRGINIA		02/05/01	1	1
409	UNIVERSITY OF OKLAHOMA	12/20/00		4	4
410	UNIVERSITY OF OREGON	12/01/00		3	1
411	UNIVERSITY OF PENNSYLVANIA	12/20/00		1	0
412	UNIVERSITY OF PHOENIX - ALBUQUERQUE	12/20/00		1	1
413	UNIVERSITY OF PHOENIX - BAKERSFIELD		01/30/01	3	3
414	UNIVERSITY OF PHOENIX - COLORADO SPRINGS		02/06/01	1	1
415	UNIVERSITY OF PHOENIX - FOUNTAIN VALLEY		02/06/01	2	1
416	UNIVERSITY OF PHOENIX - GARDENA		01/30/01	6	6
417	UNIVERSITY OF PHOENIX - GRAND RAPIDS		02/06/01	1	1
418	UNIVERSITY OF PHOENIX - HONOLULU	12/20/00		2	1
419	UNIVERSITY OF PHOENIX - JACKSONVILLE	12/20/00		3	3

Transcript Tracking Study					
School List					
	School Name	Date Received	Date Follow-Up	# Applied	# Enrolled
420	UNIVERSITY OF PHOENIX - LAS VEGAS	12/05/00		5	4
421	UNIVERSITY OF PHOENIX - LATHROP		01/30/01	1	1
422	UNIVERSITY OF PHOENIX - LONETREE		01/30/01	2	2
423	UNIVERSITY OF PHOENIX - MARYLAND	12/20/00		2	1
424	UNIVERSITY OF PHOENIX - METAIRE	12/06/00		2	1
425	UNIVERSITY OF PHOENIX - NAVATO	12/20/00		1	1
426	UNIVERSITY OF PHOENIX - OKLAHOMA CITY	01/03/01		2	2
427	UNIVERSITY OF PHOENIX - ON LINE	12/20/00		8	8
428	UNIVERSITY OF PHOENIX - ONTARIO		01/30/01	2	1
429	UNIVERSITY OF PHOENIX - OXNARD	12/05/00		2	2
430	UNIVERSITY OF PHOENIX - PHOENIX	12/20/00		12	11
431	UNIVERSITY OF PHOENIX - PLEASANTON		01/30/01	1	1
432	UNIVERSITY OF PHOENIX - SACRAMENTO	12/05/00		2	2
433	UNIVERSITY OF PHOENIX - SAN DIEGO		01/30/01	26	24
434	UNIVERSITY OF PHOENIX - SAN FRANCISCO	12/01/00		1	1
435	UNIVERSITY OF PHOENIX - SAN JOSE	01/09/01		1	1
436	UNIVERSITY OF PHOENIX - SANTA TERESA		02/06/01	2	2
437	UNIVERSITY OF PHOENIX - SEATTLE	12/05/00		4	4
438	UNIVERSITY OF PHOENIX - TIGARD	01/03/01		2	0
439	UNIVERSITY OF PHOENIX - TUCSON		01/30/01	3	2
440	UNIVERSITY OF PHOENIX - WAILUKU		01/30/01	3	0
441	UNIVERSITY OF PHOENIX - WALNUT CREEK		01/30/01	3	3
442	UNIVERSITY OF PHOENIX - WOODLAND HILLS	12/20/00		2	2
443	UNIVERSITY OF REDLANDS	12/01/00	02/14/01	47	41
444	UNIVERSITY OF SAN DIEGO	12/01/00		198	138
445	UNIVERSITY OF SAN FRANCISCO	12/20/00	02/06/01	9	5
446	UNIVERSITY OF SOUTH ALABAMA	12/20/00		3	1
447	UNIVERSITY OF SOUTH DAKOTA	12/20/00		1	1
448	UNIVERSITY OF SOUTH FLORIDA	12/20/00		4	2
449	UNIVERSITY OF SOUTHERN CALIFORNIA		02/06/01	36	10
450	UNIVERSITY OF SOUTHERN COLORADO		02/05/01	1	1
451	UNIVERSITY OF SOUTHERN INDIANA	12/20/00		1	1
452	UNIVERSITY OF SOUTHERN MAINE	01/02/01		1	0
453	UNIVERSITY OF SOUTHERN MISSISSIPPI	12/20/00		1	0
454	UNIVERSITY OF ST THOMAS	12/20/00		2	0
455	UNIVERSITY OF TENNESSEE-KNOXVILLE		01/22/01	1	1
456	UNIVERSITY OF TEXAS - ARLINGTON		01/22/01	1	0
457	UNIVERSITY OF TEXAS- AUSTIN		01/22/01	1	0
458	UNIVERSITY OF TEXAS- DALLAS		02/13/01	1	
459	UNIVERSITY OF TEXAS-EL PASO		01/22/01	1	0
460	UNIVERSITY OF THE PACIFIC	12/07/00		7	2
461	UNIVERSITY OF TULSA		02/09/01	1	1

Transcript Tracking Study					
School List					
	School Name	Date Received	Date Follow-Up	# Applied	# Enrolled
462	UNIVERSITY OF UTAH	12/20/00		6	3
463	UNIVERSITY OF VERMONT		02/06/01	1	1
464	UNIVERSITY OF VIRGINIA		01/22/01	1	0
465	UNIVERSITY OF WASHINGTON	12/08/00	also 01/24/01	11	6
466	UNIVERSITY OF WEST FLORIDA	12/20/00		6	0
467	UNIVERSITY OF WISCONSIN, MADISON		02/06/01	1	1
468	UNIVERSITY OF WISCONSIN-MILWAUKEE	12/20/00		1	0
469	UNIVERSITY OF WISCONSIN-OSHKOSH	12/01/00		3	1
470	UNIVERSITY OF WISCONSIN-PARKSIDE	12/20/00		1	1
471	UNIVERSITY OF WISCONSIN-PATEVILLE	12/01/00		1	1
472	UPPER IOWA UNIVERSITY	12/20/00		1	0
473	UTAH STATE UNIVERSITY	12/06/00		1	1
474	UTAH VALLEY STATE COLLEGE	12/20/00		2	2
475	VANGUARD	12/22/00		1	0
476	VERMONT COLLEGE		01/22/01	1	0
477	VINCENNES UNIVERSITY		01/31/01	1	1
478	VIRGINIA STATE UNIVERSITY	12/20/00		1	0
479	VIRGINIA WESLEYAN COLLEGE		02/06/01	1	0
480	WARREN WILSON COLLEGE	12/20/00		1	1
481	WASHINGTON STATE UNIVERSITY	12/20/00		2	1
482	WAYLAND BAPTIST	12/22/00		4	0
483	WAYNE STATE		02/13/01	5	3
484	WEBER STATE UNIVERSITY	12/11/00		5	5
485	WEBSTER UNIVERSITY	12/05/00		2	1
486	WESLEY		02/13/01		
487	WEST LIBERTY STATE COLLEGE	12/05/00		1	1
488	WEST VIRGINIA	12/20/00		1	0
489	WESTERN ILLINOIS	12/20/00		2	0
490	WESTERN INTERNATIONAL	12/20/00		1	1
491	WESTERN KENTUCKY UNIVERSITY	12/20/00		1	0
492	WESTERN MONTANA UNIVERSITY	12/20/00		1	1
493	WESTERN NEW MEXICO UNIVERSITY		02/05/01	1	0
494	WESTERN OREGON		01/22/01	1	1
495	WESTERN STATE UNIVERSITY-COLORADO		02/02/01	1	1
496	WESTERN WASHINGTON	12/20/00		4	2
497	WESTMINSTER COLLEGE		02/06/01	1	1
498	WESTMONT	01/03/01		2	0
499	WHEATON	12/20/00		1	1
500	WHITTIER	12/05/00		1	1
501	WICHITA STATE	01/03/01		1	0
502	WILLIAM AND MARY	12/20/00		2	1
503	WILLIAM PATERSON	01/18/01		1	0

Transcript Tracking Study					
School List					
	School Name	Date Received	Date Follow-Up	# Applied	# Enrolled
504	WILLIAM PENN COLLEGE		01/22/01	1	1
505	WILMINGTON COLLEGE	12/20/00		1	0
506	WOODBURY UNIVERSITY	12/07/00		7	3
507	WORCHESTER STATE	12/20/00		1	0
508	WRIGHT STATE UNIVERSITY	12/20/00		1	0
509	YALE UNIVERSITY	12/20/00		3	0
				2,514	1,774
				70.6%	
	<i>Did not respond, therefore exluded from the totals.</i>				