



City College Basic Skills

Fall 2011

09/30/2011



Office of Institutional Research and Planning

Overview

- Follow-up to 2010 Basic Skills Report & Facilitated Discussion
- Information used for evaluation, planning and decision-making
- Key Questions in 2011 Report:
 1. What proportion of incoming students place into BS courses?
 2. How have the enrollments in BS courses changed over five years?
 3. What is the persistence rate of students in BS courses?
 4. How well do students perform in their BS courses?
 5. What is the BS improvement rate?
 6. What is the volume and percent of matriculation services being used?

Overview (cont.)

- Report Contents
 - Placement
 - Enrollment
 - Persistence
 - Retention & Success
 - Improvement Rate
 - Matriculation Services
- Research Examined from Multiple Perspectives
 - Comparison by ethnicity
 - Five year trend analysis
 - Five year average benchmarks
 - Statewide benchmark

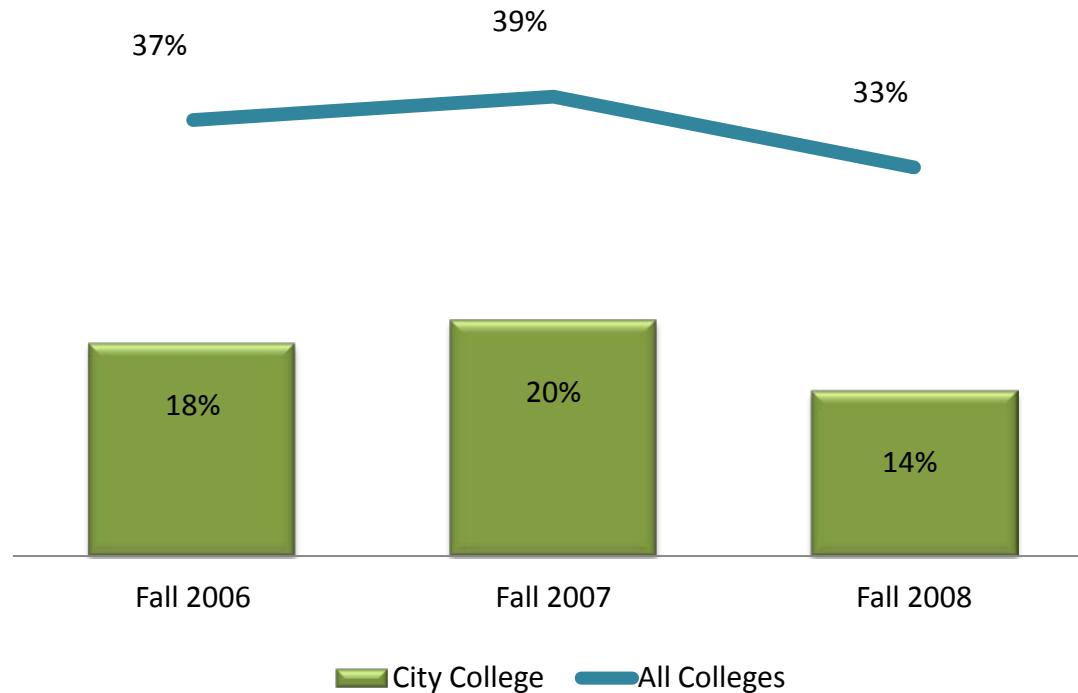
City College Basic Skills Student Matriculation Services Received Fall 2006- Fall 2008

Table 27. City College First-Time Students Receiving Matriculation Services

	Total Students	Received Orientation	Percent	Received Placement Assessment	Percent	Received Counseling	Percent	Received Follow-up	Percent
Fall 2006	3,014	554	18%	1,044	35%	610	20%	603	20%
Fall 2007	3,282	671	20%	1,301	40%	757	23%	895	27%
Fall 2008	2,994	431	14%	1,045	35%	425	14%	609	20%
Total/Ave	9,290	1,656	18%	3,390	36%	1,792	19%	2,107	23%

Source: California Community College Chancellor's Office MIS

City College Matriculation Services Fall Terms: 2006-2008 Orientation Services



Source: California Community College Chancellor's Office MIS

City College Matriculation Services Fall Terms: 2006-2008 Placement Assessment

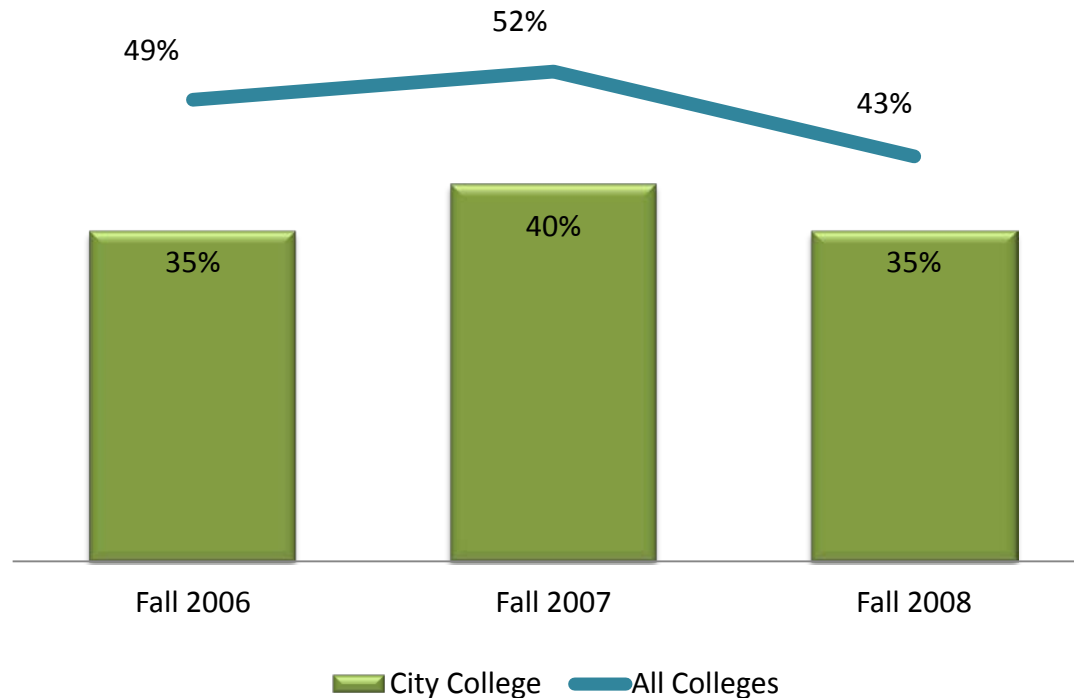


Figure 1.1. First-Time students receiving **Assessment** at City College and at all Colleges for Fall semesters 2006, 2007, and 2008.

Source: California Community College Chancellor's Office MIS

City College Matriculation Services Fall Terms: 2006-2008 Counseling Services

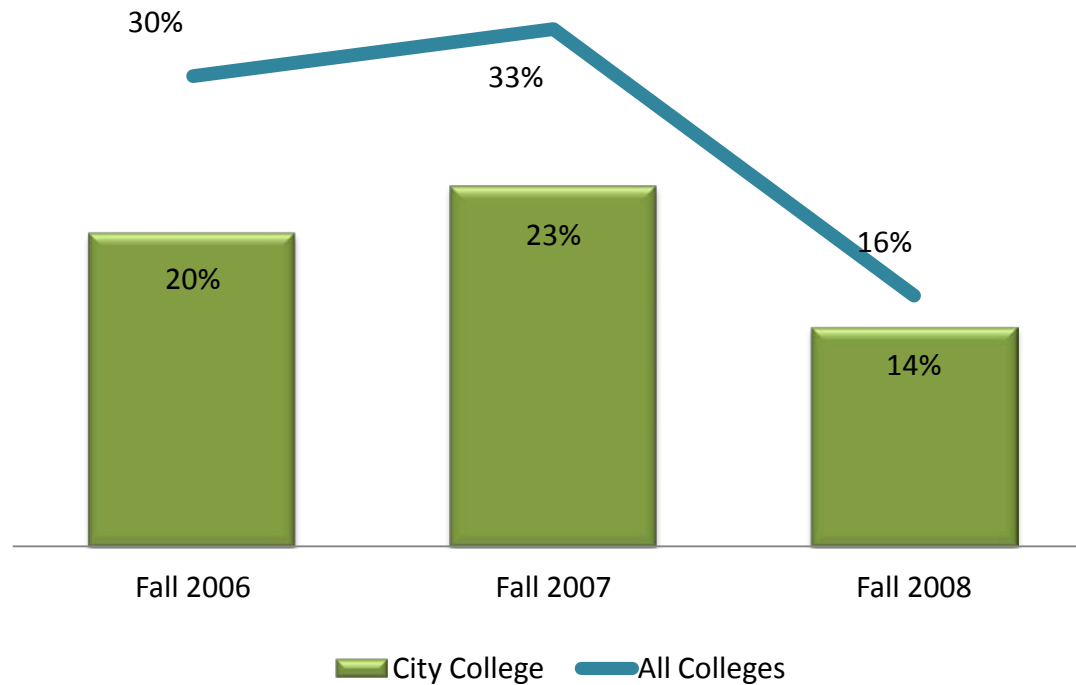


Figure 1.2. First-Time students receiving **counseling** at City College and at all Colleges for Fall semesters 2006, 2007, and 2008.

Source: California Community College Chancellor's Office MIS

City College Matriculation Services Fall Terms: 2006-2008 Follow-up Services

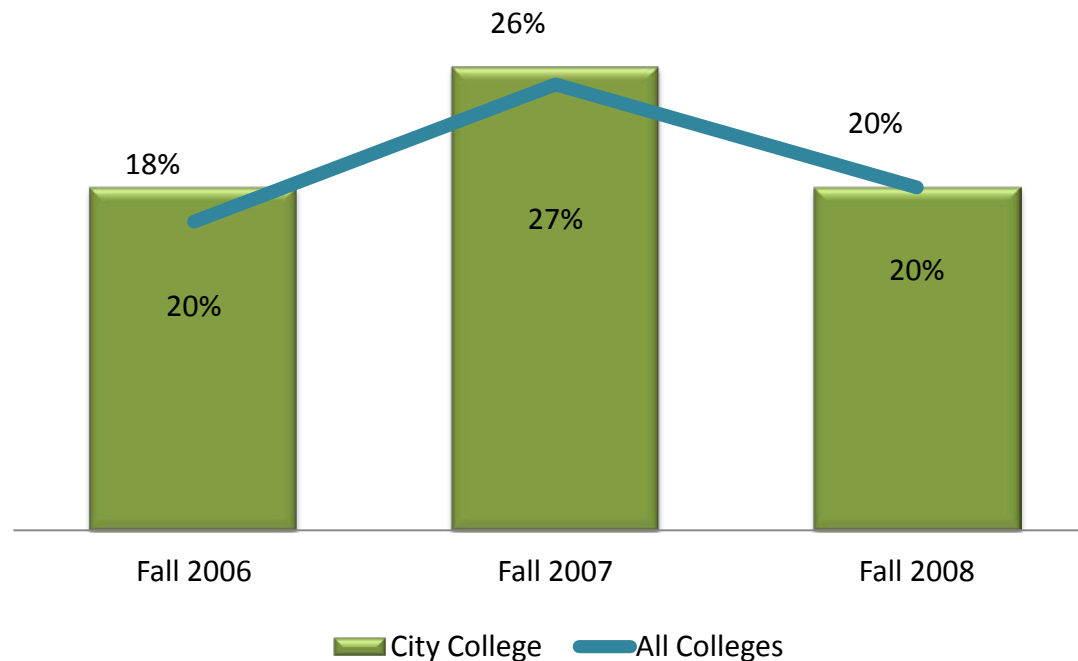


Figure 1.3. First-Time students receiving **follow-up services** at City College and at all Colleges for Fall semesters 2006, 2007, and 2008.

Source: California Community College Chancellor's Office MIS

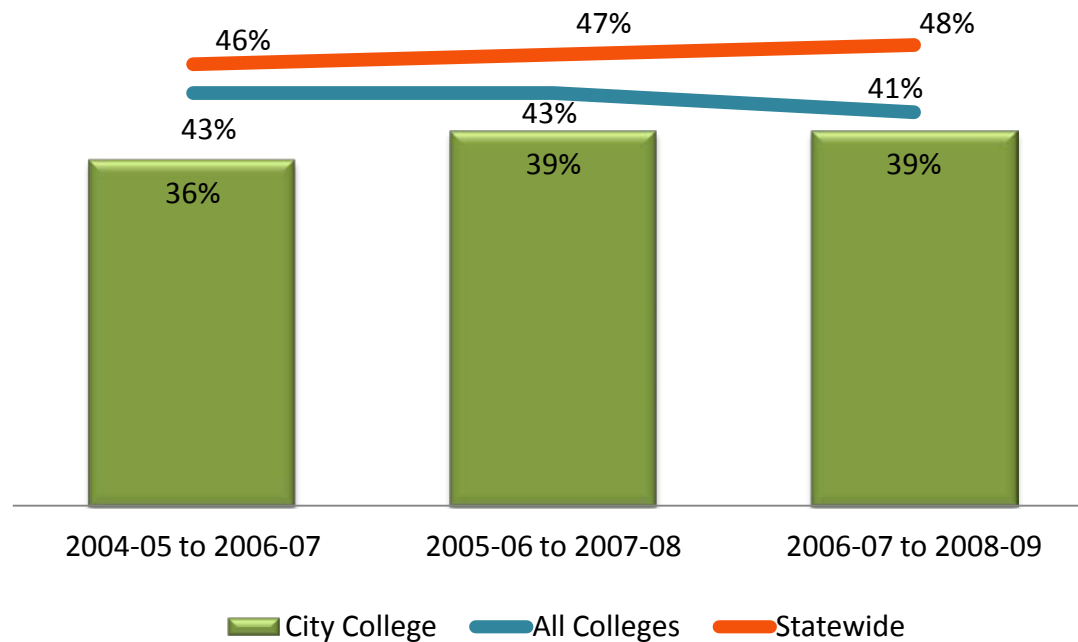
City College Basic Skills Improvement Rates 2004/05-2006/07 -- 2006/07-2008/09

Table 25. City College Improvement Rates for Credit Basic Skills Courses

	2004-05 to 2006-07	2005-06 to 2007-08	2006-07 to 2008-09
Math Course Improvement Rate	36%	39%	39%
English Course Improvement Rate	54%	55%	57%
ESL Courses Improvement Rate	31%	37%	43%
All Basic Skills Courses Improvement Rate (Mathematics + English)	41%	46%	47%

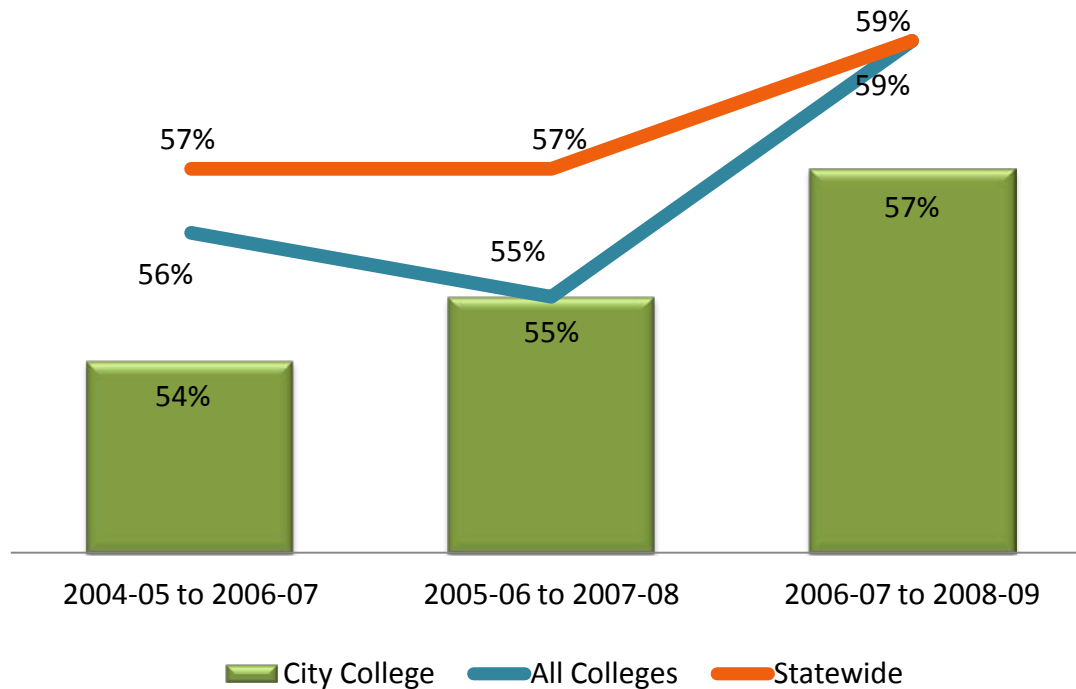
Source: California Community College Chancellor's Office MIS

City College Improvement Rates 2004/05-2006/07 to 2006/07-2008/09 Basic Skills Math Courses



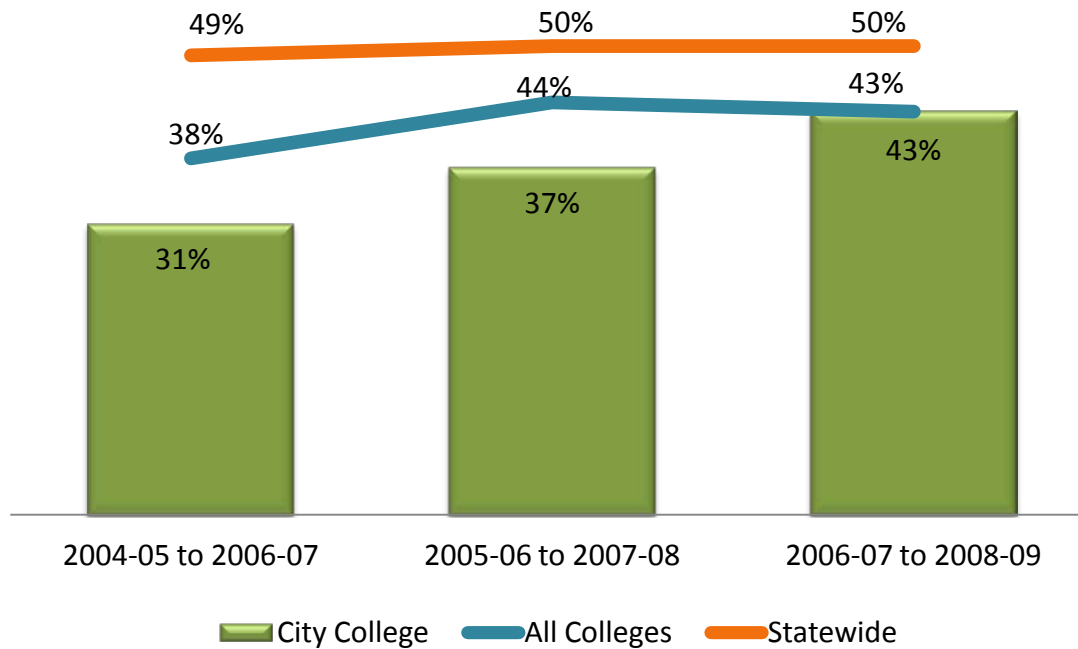
Source: California Community College Chancellor's Office MIS

City College Improvement Rates 2004/05-2006/07 to 2006/07-2008/09 Basic Skills English Courses



Source: California Community College Chancellor's Office MIS

City College Improvement Rates 2004/05-2006/07 to 2006/07-2008/09 ESL Courses



Source: California Community College Chancellor's Office MIS

IRRP

<http://research.sdccd.edu/>