



Success and Retention Rates of Online Students

2004/05 to 2008/09

Prepared by:

Office of Institutional Research and Planning
June 2009

City College

Figure 1. Overall City College Online Success Rates

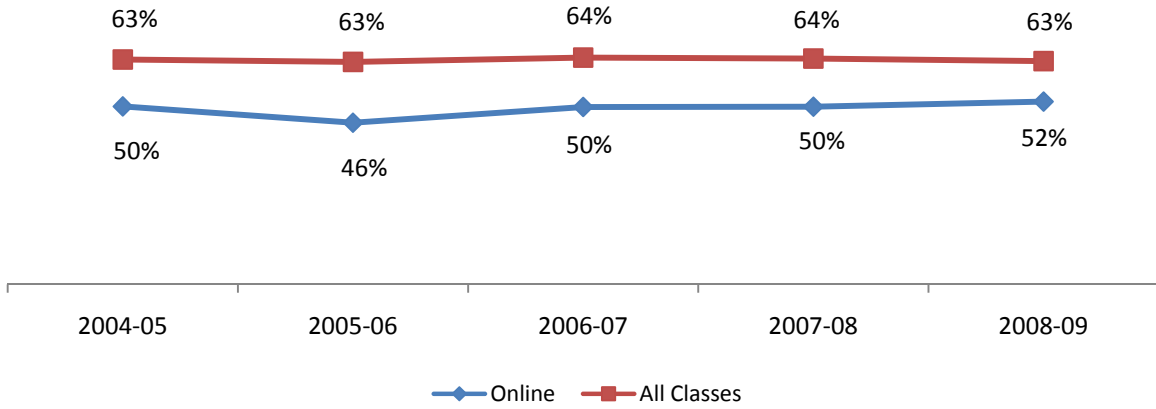


Figure 2. Overall City College Online Retention Rates

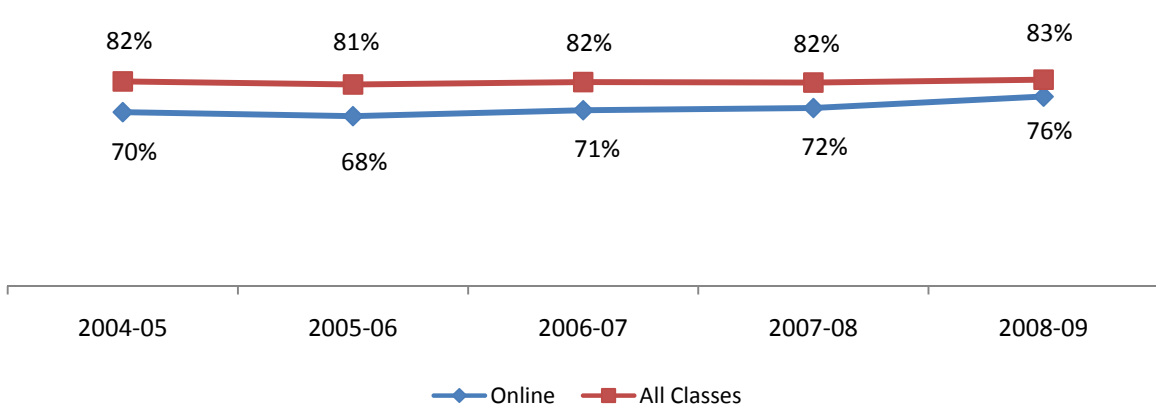
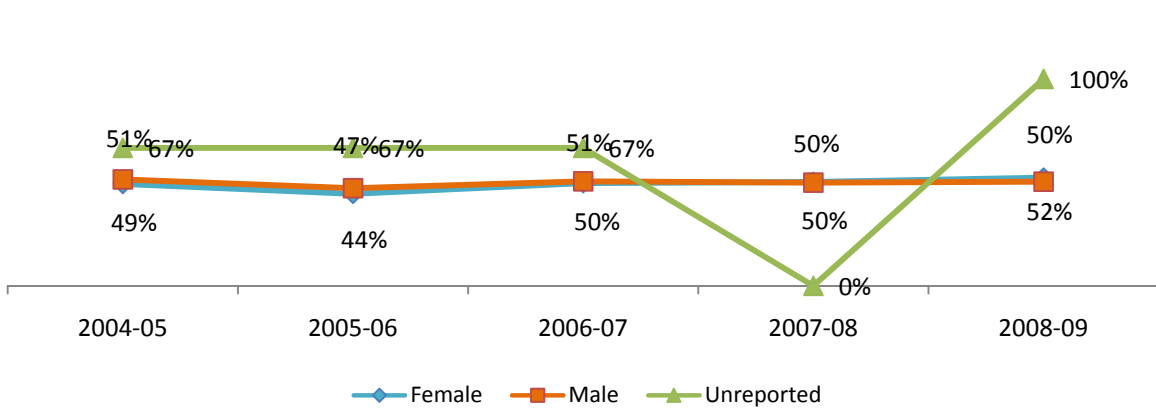


Figure 3. City College Online Success Rates by Gender



Success and Retention Rates of Online Students

Figure 4. City College Online Retention Rates by Gender

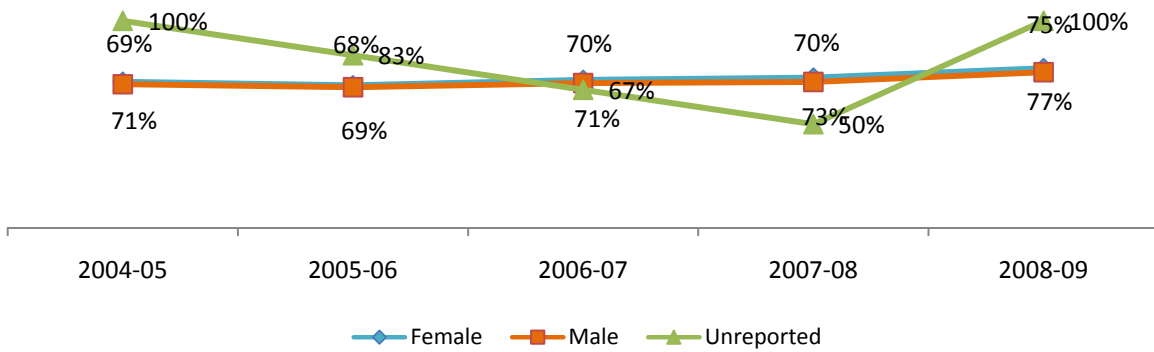


Figure 5. City College Online Success Rates by Ethnicity

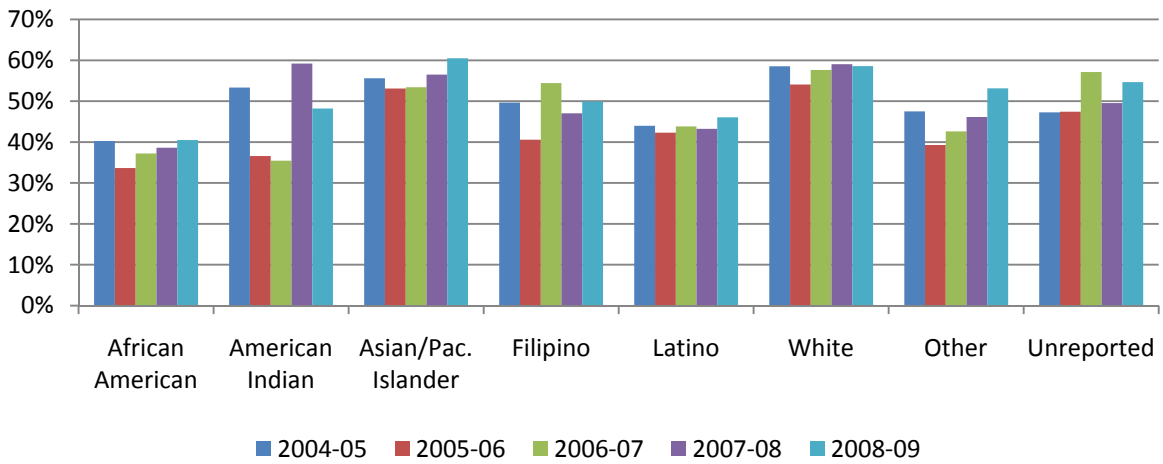
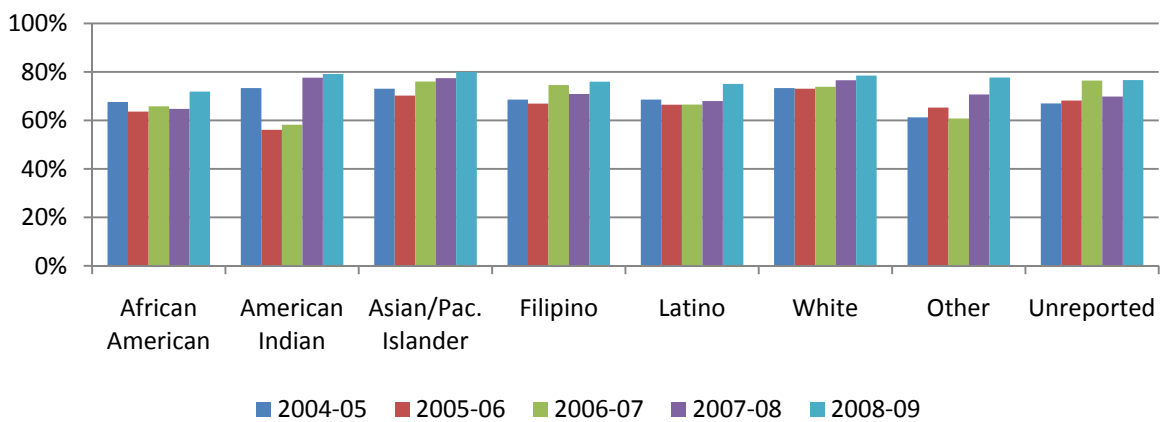


Figure 6. City College Online Retention Rates by Ethnicity



Success and Retention Rates of Online Students

Table 1. Overall City College Online Success Rates

	2004-05	2005-06	2006-07	2007-08	2008-09	% Change 04-09	College Average 04-09	All Colleges Average 04-09
Average	50%	46%	50%	50%	52%	2%	50%	54%

Source: SDCCD Information System

Table 2. Overall City College Online Retention Rates

	2004-05	2005-06	2006-07	2007-08	2008-09	% Change 04-09	College Average 04-09	All Colleges Average 04-09
Average	70%	68%	71%	72%	76%	6%	73%	75%

Source: SDCCD Information System

Table 3. City College Online Success Rates by Gender

	2004-05	2005-06	2006-07	2007-08	2008-09	% Change 04-09	College Average 04-09	All Colleges Average 04-09
Female	49%	44%	50%	50%	52%	3%	50%	55%
Male	51%	47%	51%	50%	50%	-1%	50%	53%
Unreported	67%	67%	67%	0%	100%	33%	63%	62%
Average	50%	46%	50%	50%	52%	2%	50%	54%

Source: SDCCD Information System

Table 4. City College Online Retention Rates by Gender

	2004-05	2005-06	2006-07	2007-08	2008-09	% Change 04-09	College Average 04-09	All Colleges Average 04-09
Female	71%	69%	71%	73%	77%	6%	73%	76%
Male	69%	68%	70%	70%	75%	6%	71%	74%
Unreported	100%	83%	67%	50%	100%	0%	81%	76%
Average	70%	68%	71%	72%	76%	6%	73%	75%

Source: SDCCD Information System

Success and Retention Rates of Online Students

Table 5. City College Online Success Rates by Ethnicity

	2004-05	2005-06	2006-07	2007-08	2008-09	% Change 04-09	College Average 04-09	All Colleges Average 04-09
African American	40%	34%	37%	39%	41%	1%	38%	40%
American Indian	53%	37%	35%	59%	48%	-5%	47%	50%
Asian/Pac. Islander	56%	53%	53%	57%	61%	5%	57%	61%
Filipino	50%	41%	54%	47%	50%	0%	49%	53%
Latino	44%	42%	44%	43%	46%	2%	44%	48%
White	59%	54%	58%	59%	59%	0%	58%	59%
Other	48%	39%	43%	46%	53%	5%	47%	51%
Unreported	47%	47%	57%	50%	55%	8%	53%	55%
Average	50%	46%	50%	50%	52%	2%	50%	54%

Source: SDCCD Information System

Table 6. City College Online Retention Rates by Ethnicity

	2004-05	2005-06	2006-07	2007-08	2008-09	% Change 04-09	College Average 04-09	All Colleges Average 04-09
African American	68%	64%	66%	65%	72%	4%	67%	69%
American Indian	73%	56%	58%	78%	79%	6%	71%	76%
Asian/Pac. Islander	73%	70%	76%	77%	80%	7%	77%	78%
Filipino	69%	67%	75%	71%	76%	7%	73%	74%
Latino	69%	66%	67%	68%	75%	6%	70%	72%
White	73%	73%	74%	77%	78%	5%	76%	77%
Other	61%	65%	61%	71%	78%	17%	70%	72%
Unreported	67%	68%	76%	70%	77%	10%	73%	75%
Average	70%	68%	71%	72%	76%	6%	73%	75%

Source: SDCCD Information System

Mesa College

Figure 7. Overall Mesa College Online Success Rates

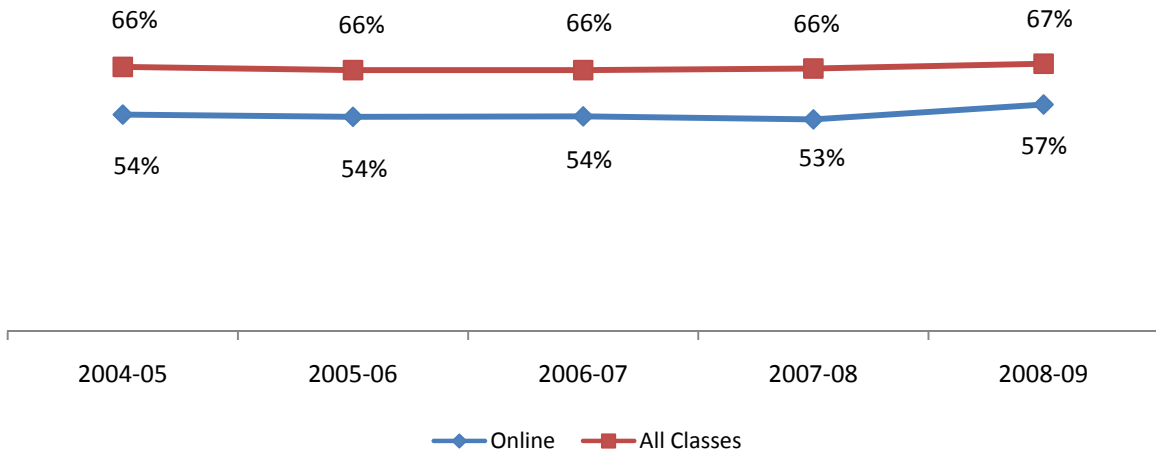


Figure 8. Overall Mesa College Online Retention Rates

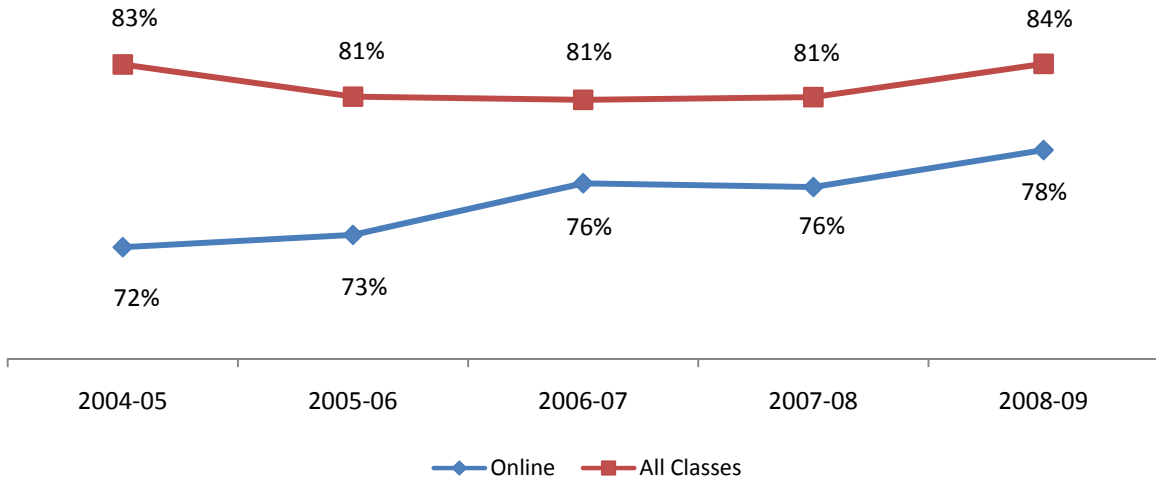
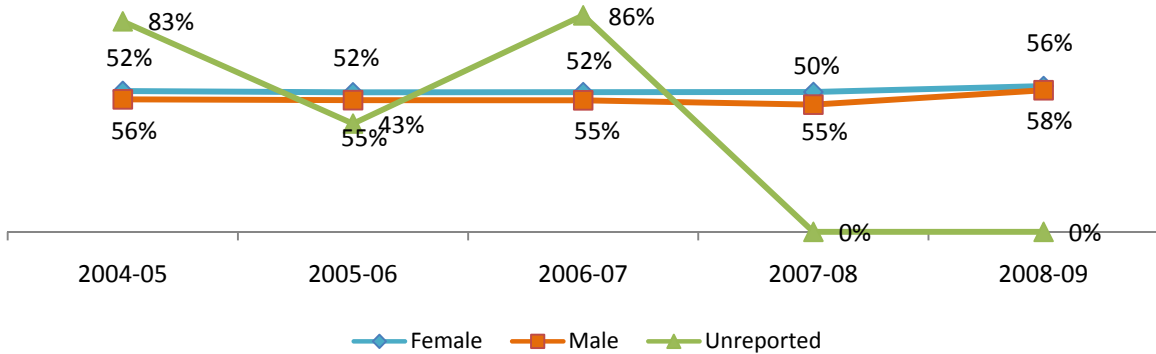


Figure 9. Mesa College Online Success Rates by Gender



Success and Retention Rates of Online Students

Figure 10. Mesa College Online Retention Rates by Gender

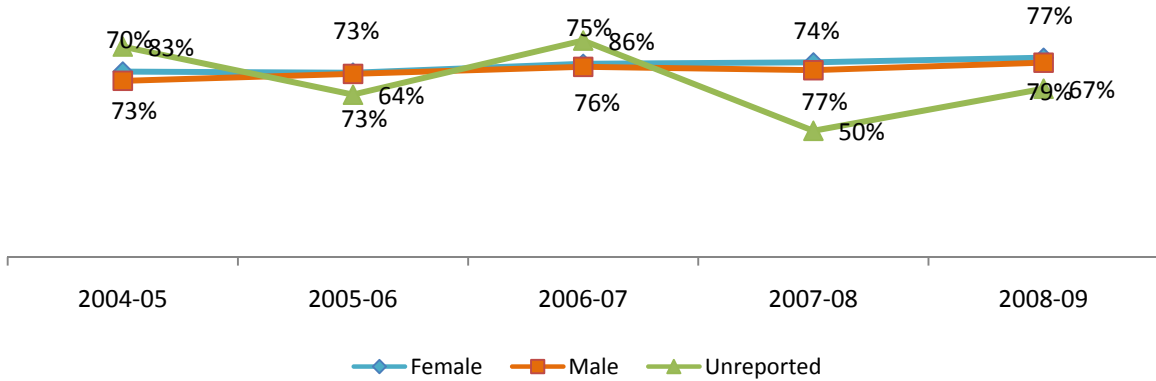


Figure 11. Mesa College Online Success Rates by Ethnicity

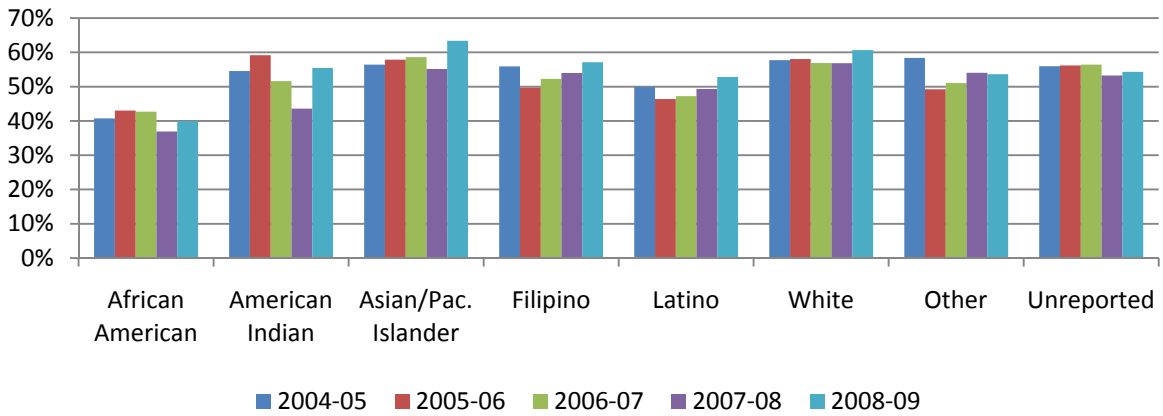
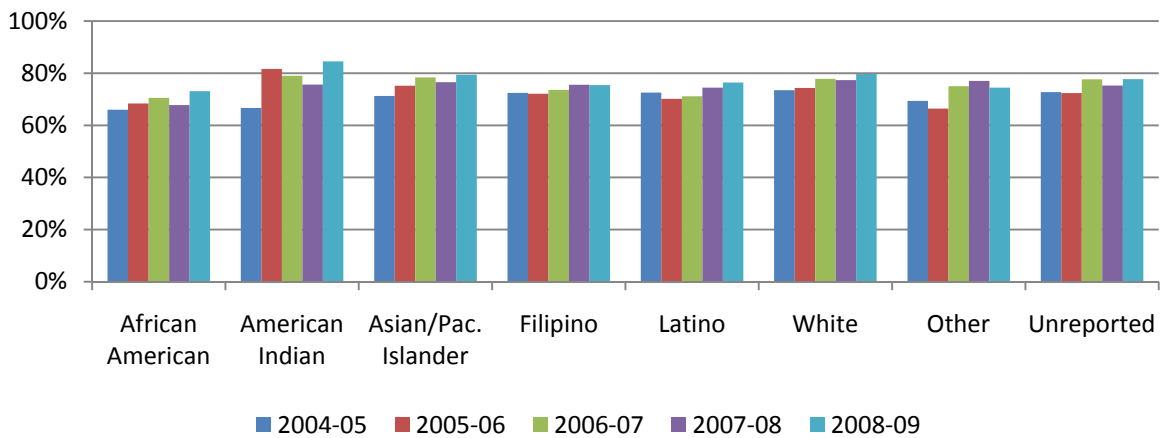


Figure 12. Mesa College Online Retention Rates by Ethnicity



Success and Retention Rates of Online Students

Table 7. Overall Mesa College Online Success Rates

	2004-05	2005-06	2006-07	2007-08	2008-09	% Change 04-09	College Average 04-09	All Colleges Average 04-09
Average	54%	54%	54%	53%	57%	3%	55%	54%

Source: SDCCD Information System

Table 8. Overall Mesa College Online Retention Rates

	2004-05	2005-06	2006-07	2007-08	2008-09	% Change 04-09	College Average 04-09	All Colleges Average 04-09
Average	72%	73%	76%	76%	78%	6%	76%	75%

Source: SDCCD Information System

Table 9. Mesa College Online Success Rates by Gender

	2004-05	2005-06	2006-07	2007-08	2008-09	% Change 04-09	College Average 04-09	All Colleges Average 04-09
Female	56%	55%	55%	55%	58%	2%	56%	55%
Male	52%	52%	52%	50%	56%	4%	53%	53%
Unreported	83%	43%	86%	0%	0%	-83%	53%	62%
Average	54%	54%	54%	53%	57%	3%	55%	54%

Source: SDCCD Information System

Table 10. Mesa College Online Retention Rates by Gender

	2004-05	2005-06	2006-07	2007-08	2008-09	% Change 04-09	College Average 04-09	All Colleges Average 04-09
Female	73%	73%	76%	77%	79%	6%	77%	76%
Male	70%	73%	75%	74%	77%	7%	75%	74%
Unreported	83%	64%	86%	50%	67%	-16%	72%	76%
Average	72%	73%	76%	76%	78%	6%	76%	75%

Source: SDCCD Information System

Success and Retention Rates of Online Students

Table 11. Mesa College Online Success Rates by Ethnicity

	2004-05	2005-06	2006-07	2007-08	2008-09	% Change 04-09	College Average 04-09	All Colleges Average 04-09
African American	41%	43%	43%	37%	40%	-1%	40%	40%
American Indian	55%	59%	52%	44%	55%	0%	52%	50%
Asian/Pac. Islander	56%	58%	59%	55%	63%	7%	59%	61%
Filipino	56%	50%	52%	54%	57%	1%	54%	53%
Latino	50%	46%	47%	49%	53%	3%	50%	48%
White	58%	58%	57%	57%	61%	3%	58%	59%
Other	58%	49%	51%	54%	54%	-5%	53%	51%
Unreported	56%	56%	56%	53%	54%	-2%	55%	55%
Average	54%	54%	54%	53%	57%	3%	55%	54%

Source: SDCCD Information System

Table 12. Mesa College Online Retention Rates by Ethnicity

	2004-05	2005-06	2006-07	2007-08	2008-09	% Change 04-09	College Average 04-09	All Colleges Average 04-09
African American	66%	68%	71%	68%	73%	7%	70%	69%
American Indian	67%	82%	79%	76%	85%	18%	79%	76%
Asian/Pac. Islander	71%	75%	78%	77%	79%	8%	77%	78%
Filipino	72%	72%	74%	76%	75%	3%	74%	74%
Latino	73%	70%	71%	74%	76%	3%	74%	72%
White	73%	74%	78%	77%	80%	7%	77%	77%
Other	69%	66%	75%	77%	74%	5%	73%	72%
Unreported	73%	72%	78%	75%	78%	5%	76%	75%
Average	72%	73%	76%	76%	78%	6%	76%	75%

Source: SDCCD Information System

Miramar College

Figure 13. Overall Miramar College Online Success Rates

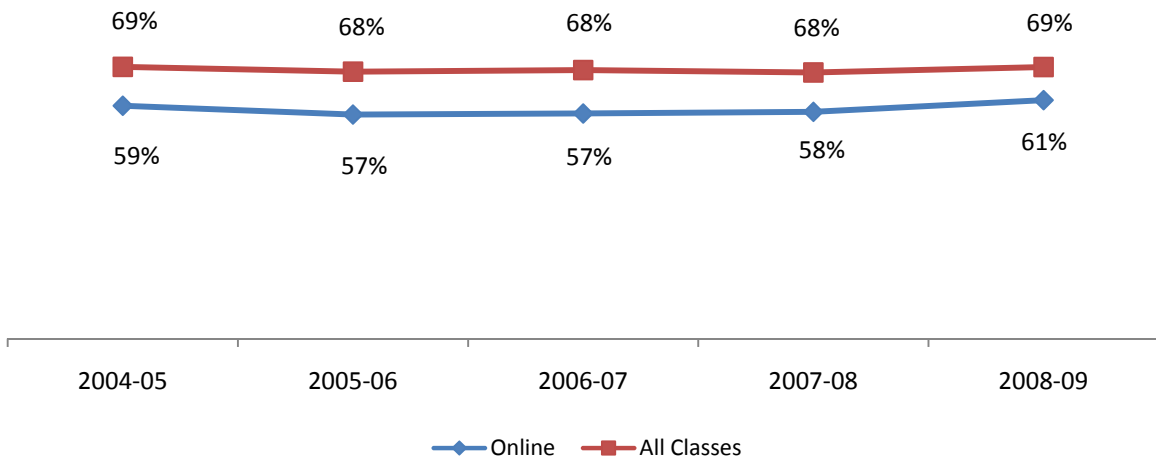


Figure 14. Overall Miramar College Online Retention Rates

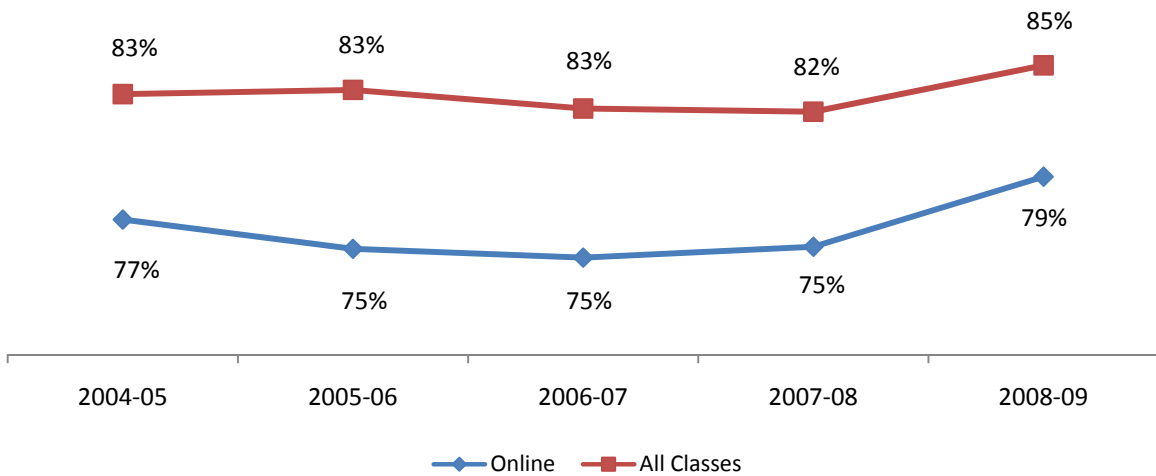
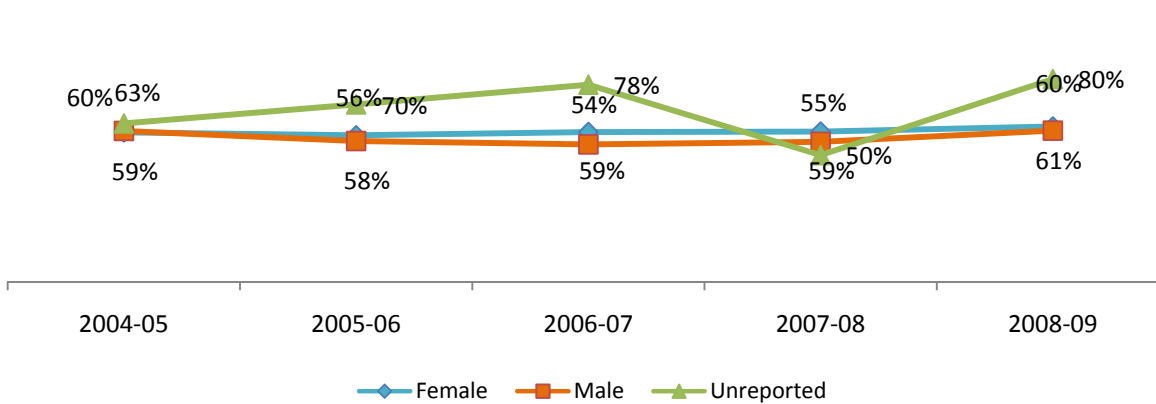


Figure 15. Miramar College Online Success Rates by Gender



Success and Retention Rates of Online Students

Figure 16. Miramar College Online Retention Rates by Gender

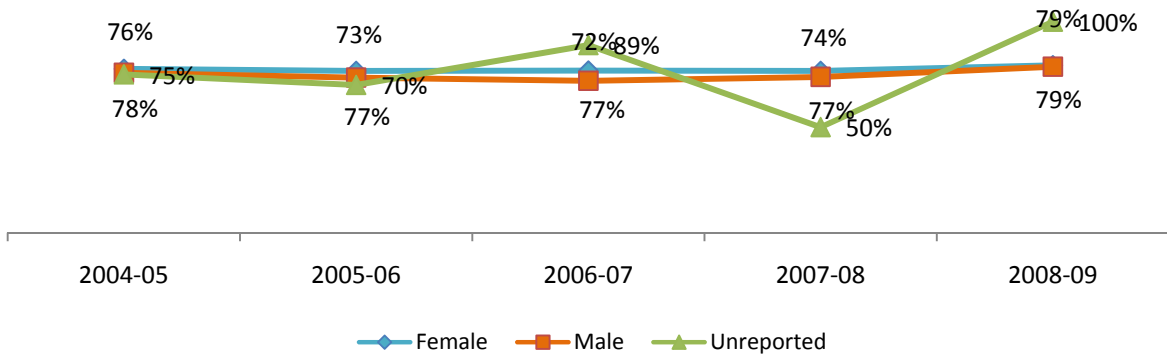


Figure 17. Miramar College Online Success Rates by Ethnicity

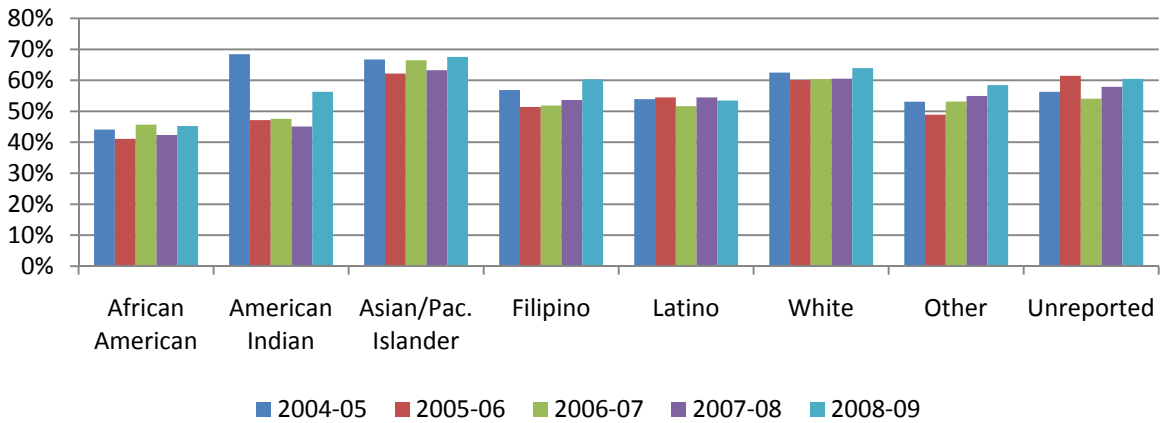
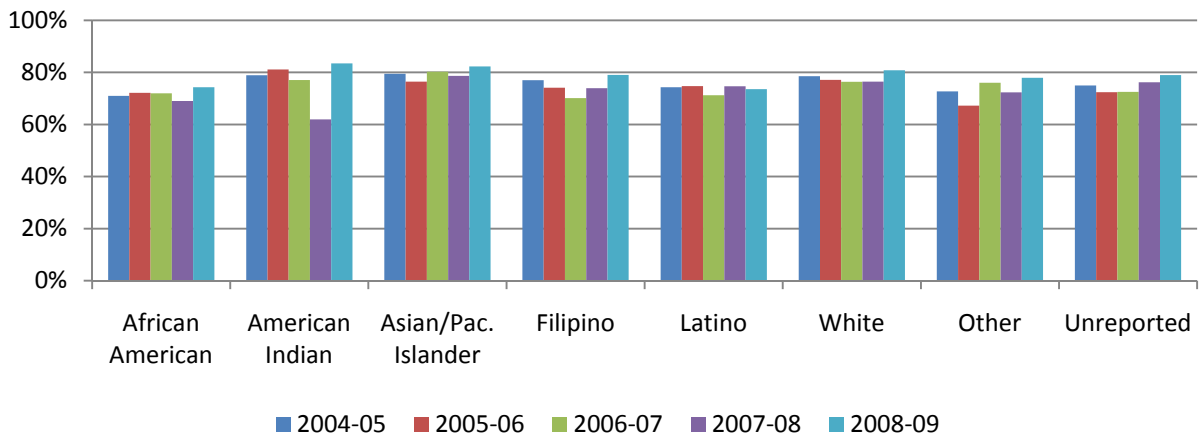


Figure 18. Miramar College Online Retention Rates by Ethnicity



Success and Retention Rates of Online Students

Table 13. Overall Miramar College Online Success Rates

	2004-05	2005-06	2006-07	2007-08	2008-09	% Change 04-09	College Average 04-09	All Colleges Average 04-09
Average	59%	57%	57%	58%	61%	2%	58%	54%

Source: SDCCD Information System

Table 14. Overall Miramar College Online Retention Rates

	2004-05	2005-06	2006-07	2007-08	2008-09	% Change 04-09	College Average 04-09	All Colleges Average 04-09
Average	77%	75%	75%	75%	79%	2%	77%	75%

Source: SDCCD Information System

Table 15. Miramar College Online Success Rates by Gender

	2004-05	2005-06	2006-07	2007-08	2008-09	% Change 04-09	College Average 04-09	All Colleges Average 04-09
Female	59%	58%	59%	59%	61%	2%	60%	55%
Male	60%	56%	54%	55%	60%	0%	57%	53%
Unreported	63%	70%	78%	50%	80%	17%	68%	62%
Average	59%	57%	57%	58%	61%	2%	58%	54%

Source: SDCCD Information System

Table 16. Miramar College Online Retention Rates by Gender

	2004-05	2005-06	2006-07	2007-08	2008-09	% Change 04-09	College Average 04-09	All Colleges Average 04-09
Female	78%	77%	77%	77%	79%	1%	78%	76%
Male	76%	73%	72%	74%	79%	3%	75%	74%
Unreported	75%	70%	89%	50%	100%	25%	77%	76%
Average	77%	75%	75%	75%	79%	2%	77%	75%

Source: SDCCD Information System

Success and Retention Rates of Online Students

Table 17. Miramar College Online Success Rates by Ethnicity

	2004-05	2005-06	2006-07	2007-08	2008-09	% Change 04-09	College Average 04-09	All Colleges Average 04-09
African American	44%	41%	46%	42%	45%	1%	44%	40%
American Indian	68%	47%	48%	45%	56%	-12%	52%	50%
Asian/Pac. Islander	67%	62%	66%	63%	68%	1%	65%	61%
Filipino	57%	51%	52%	54%	60%	3%	55%	53%
Latino	54%	55%	52%	54%	53%	0%	54%	48%
White	63%	60%	60%	61%	64%	1%	62%	59%
Other	53%	49%	53%	55%	58%	5%	54%	51%
Unreported	56%	61%	54%	58%	60%	4%	58%	55%
Average	59%	57%	57%	58%	61%	2%	58%	54%

Source: SDCCD Information System

Table 18. Miramar College Online Retention Rates by Ethnicity

	2004-05	2005-06	2006-07	2007-08	2008-09	% Change 04-09	College Average 04-09	All Colleges Average 04-09
African American	71%	72%	72%	69%	74%	3%	72%	69%
American Indian	79%	81%	77%	62%	83%	4%	77%	76%
Asian/Pac. Islander	79%	76%	80%	79%	82%	3%	80%	78%
Filipino	77%	74%	70%	74%	79%	2%	75%	74%
Latino	74%	75%	71%	75%	74%	0%	74%	72%
White	79%	77%	76%	76%	81%	2%	78%	77%
Other	73%	67%	76%	72%	78%	5%	74%	72%
Unreported	75%	72%	73%	76%	79%	4%	76%	75%
Average	77%	75%	75%	75%	79%	2%	77%	75%

Source: SDCCD Information System

All Colleges

Figure 19. Overall All Colleges Online Success Rates

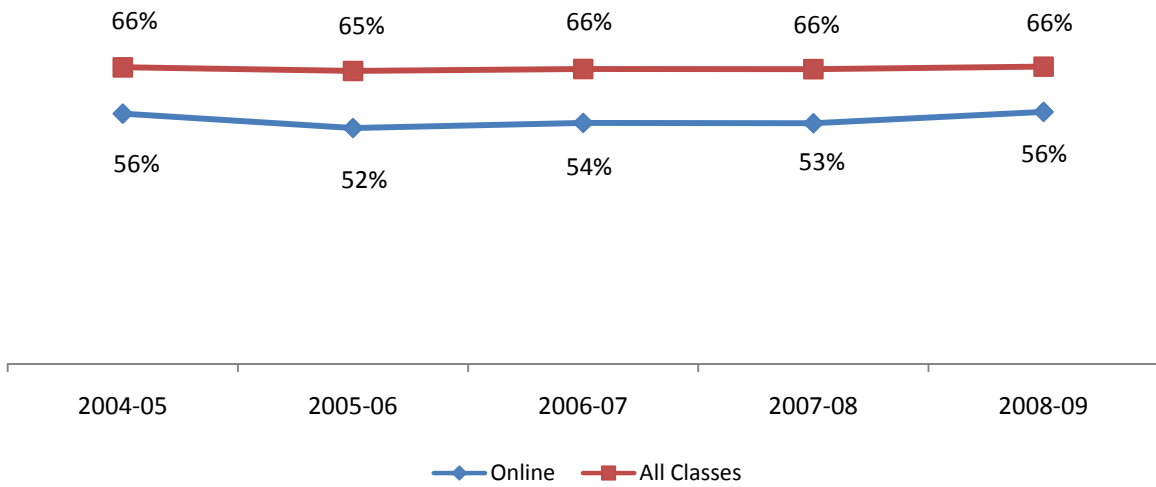


Figure 20. Overall All Colleges Online Retention Rates

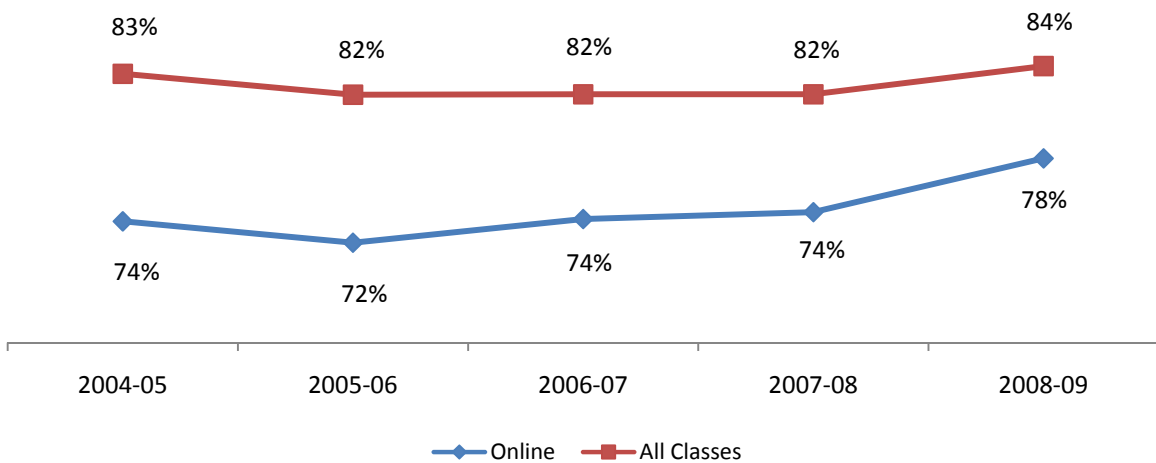
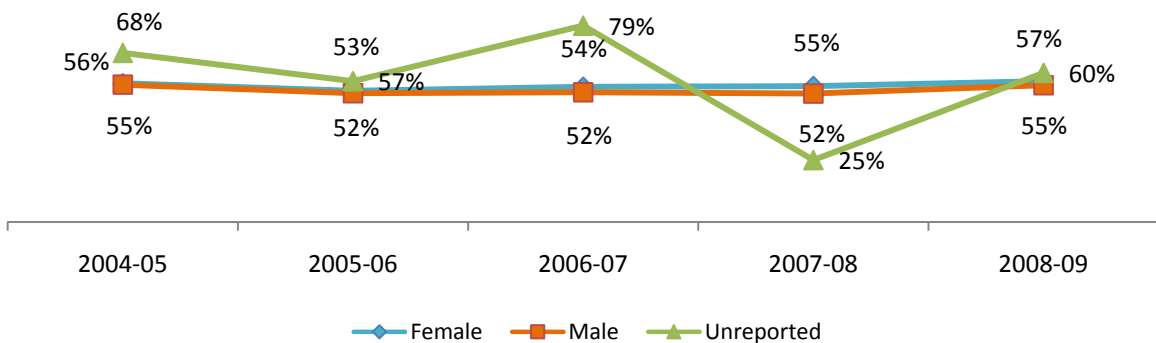


Figure 21. All Colleges Online Success Rates by Gender



Success and Retention Rates of Online Students

Figure 22. All Colleges Online Retention Rates by Gender

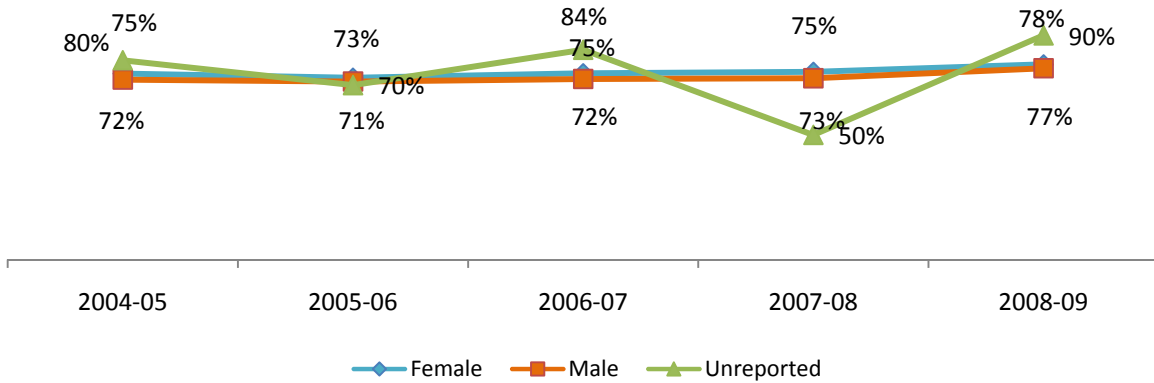


Figure 23. All Colleges Online Success Rates by Ethnicity

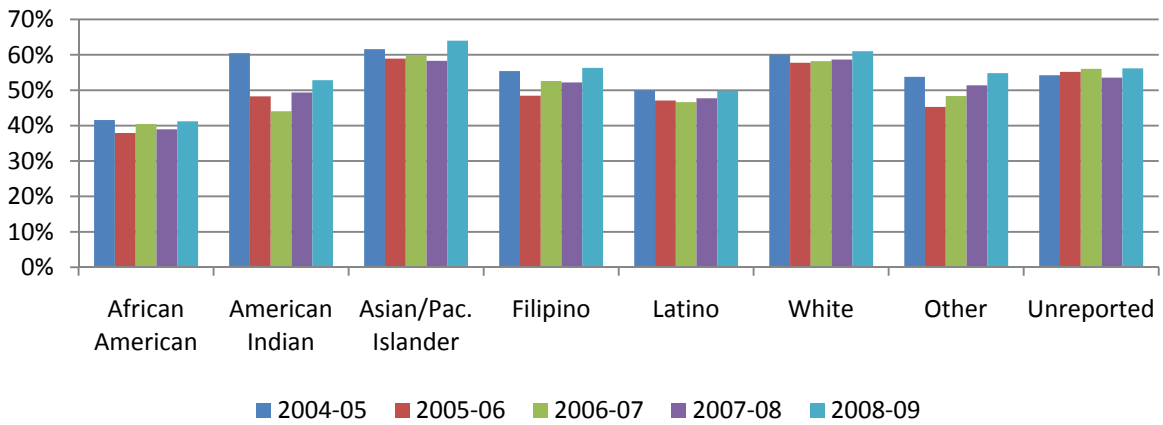
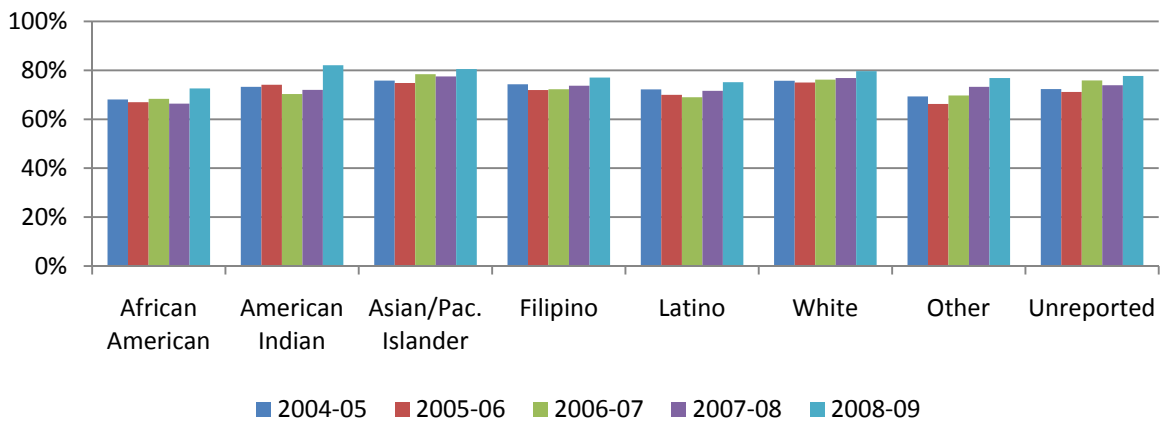


Figure 24. All Colleges Online Retention Rates by Ethnicity



Success and Retention Rates of Online Students

Table 19. Overall All Colleges Online Success Rates

	2004-05	2005-06	2006-07	2007-08	2008-09	% Change 04-09	All Colleges Average 04-09
Average	56%	52%	54%	53%	56%	0%	54%

Source: SDCCD Information System

Table 20. Overall All Colleges Online Retention Rates

	2004-05	2005-06	2006-07	2007-08	2008-09	% Change 04-09	All Colleges Average 04-09
Average	74%	72%	74%	74%	78%	4%	75%

Source: SDCCD Information System

Table 21. All Colleges Online Success Rates by Gender

	2004-05	2005-06	2006-07	2007-08	2008-09	% Change 04-09	All Colleges Average 04-09
Female	56%	53%	54%	55%	57%	1%	55%
Male	55%	52%	52%	52%	55%	0%	53%
Unreported	68%	57%	79%	25%	60%	-8%	62%
Average	56%	52%	54%	53%	56%	0%	54%

Source: SDCCD Information System

Table 22. All Colleges Online Retention Rates by Gender

	2004-05	2005-06	2006-07	2007-08	2008-09	% Change 04-09	All Colleges Average 04-09
Female	75%	73%	75%	75%	78%	3%	76%
Male	72%	71%	72%	73%	77%	5%	74%
Unreported	80%	70%	84%	50%	90%	10%	76%
Average	74%	72%	74%	74%	78%	4%	75%

Source: SDCCD Information System

Success and Retention Rates of Online Students

Table 23. All Colleges Online Success Rates by Ethnicity

	2004-05	2005-06	2006-07	2007-08	2008-09	% Change 04-09	All Colleges Average 04-09
African American	42%	38%	40%	39%	41%	0%	40%
American Indian	60%	48%	44%	49%	53%	-7%	50%
Asian/Pac. Islander	62%	59%	60%	58%	64%	2%	61%
Filipino	55%	48%	53%	52%	56%	1%	53%
Latino	50%	47%	47%	48%	50%	0%	48%
White	60%	58%	58%	59%	61%	1%	59%
Other	54%	45%	48%	51%	55%	1%	51%
Unreported	54%	55%	56%	54%	56%	2%	55%
Average	56%	52%	54%	53%	56%	0%	54%

Source: SDCCD Information System

Table 24. All Colleges Online Retention Rates by Ethnicity

	2004-05	2005-06	2006-07	2007-08	2008-09	% Change 04-09	All Colleges Average 04-09
African American	68%	67%	68%	66%	73%	5%	69%
American Indian	73%	74%	70%	72%	82%	9%	76%
Asian/Pac. Islander	76%	75%	78%	78%	81%	5%	78%
Filipino	74%	72%	72%	74%	77%	3%	74%
Latino	72%	70%	69%	72%	75%	3%	72%
White	76%	75%	76%	77%	80%	4%	77%
Other	69%	66%	70%	73%	77%	8%	72%
Unreported	72%	71%	76%	74%	78%	6%	75%
Average	74%	72%	74%	74%	78%	4%	75%

Source: SDCCD Information System